

**Devices heights:**

with feet 7 mm (Option):  
Height 750 + 7 = 757\*\*

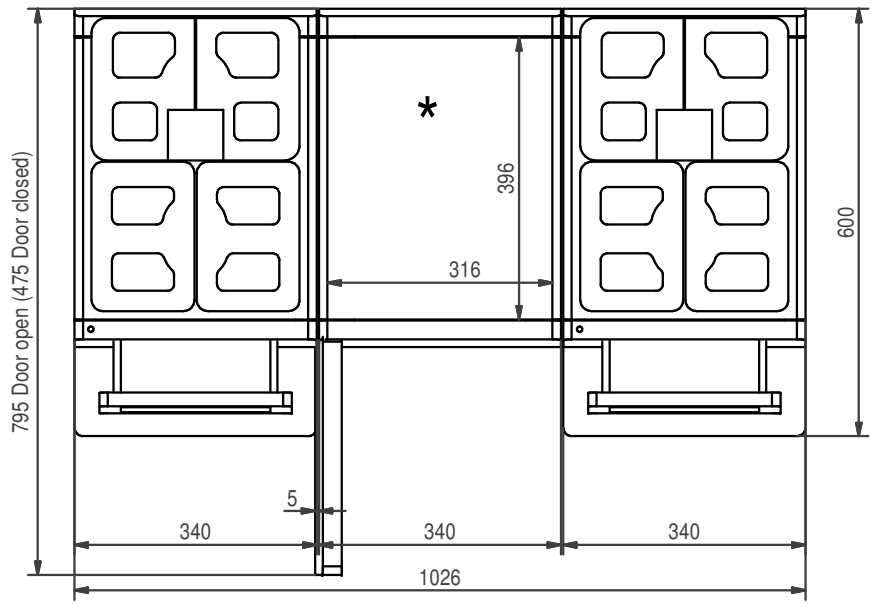
with feet 40 mm (Standard):  
Height 750 + 46 = 796\*\*

Adjustable feet 70 mm (Option):  
Height 750 + 71 = 821\*\* (to 831\*\*)

Adjustable feet 100 mm (Option):  
Height 750 + 100 = 850\*\* (to 860\*\*)

\*\*The optional bean hopper 2 x 600 g  
reduces the Device height 52 mm.

\* Tray for cup storage  
(Heatable)



**Technical Data:**

(A)+(C) A1000 FM CM:	380-415 VAC, 3LNPE, 6700-7900 W, 50-60 Hz, 16 A - EU
(Net weight 58 kg)	220-240 VAC, 1LNPE, 2600-3000 W, 50-60 Hz, 16 A - CH/EU/GB
	220-240 VAC, 1LNPE, 4400-5200 W, 50-60 Hz, 30 A - EU
	220-240 VAC, 3L PE, 5600-7900 W, 50-60 Hz, 30 A - EU
	200-220 VAC, 2L PE, 4500-5300 W, 60 Hz, 30 A - USA
	200-220 VAC, 2L PE, 4500-5300 W, 50-60 Hz, 30 A - JP
	200-220 VAC, 3L PE, 6800-8100 W, 50-60 Hz, 30 A - JP
	380 VAC, 3LNPE, 6700 W, 50 Hz, 16 A - CN

Mains water connection: Inlet hose 8 x 1500 mm, union nut G3/8"  
waste water hose 20 x 2000 mm

(B) SU12 CM:	220-240 VAC, 1LNPE, 0,72 A, 50-60 Hz - CH/EU/GB
(Net weight 26 kg)	110-127 VAC, 1LNPE, 1,70 A, 60 Hz - USA
	100 VAC, 1LNPE, 1,70 A, 50-60 Hz - JP
	220 VAC, 1LNPE, 0,80 A, 50 Hz - CN

<p>Fränke Kaffeemaschinen AG Fränke-Strasse 9 CH-4663 Aarburg Telefon: +41 62 787 3607 E-Mail: kmch@franke.com Internet: www.franke.com</p> <p><small>These drawings and specifications are the property of Franke Technology and Trademark Ltd. and shall not be reproduced, copied or transferred to any third party without the prior written permission of Franke Technology and Trademark Ltd., Hergiswil, Switzerland</small></p>	Unit		Scale	Description			
	Drawn	MAIER	21.03.2017	TD_A1000FMCM_Twin_SU12_en			
	Modified	MB002	29.06.2018				
	Checked						
ECN	500000001512	Document ID - Version		Revision	Status	Sheet / Sheets	Format
Article Number		20097374-02		15	1 / 2	A3	

**Installation notes on site:**

WW1: Waste water - DN50 funnel trap ventilated - A1000 FM CM (A)+(C)  
for drainage hose

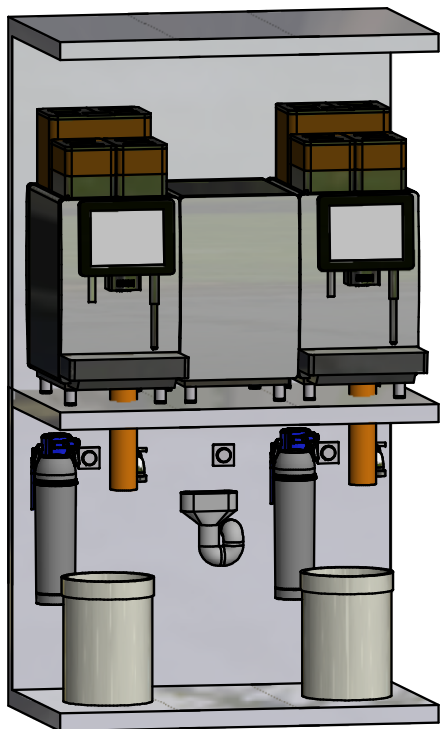
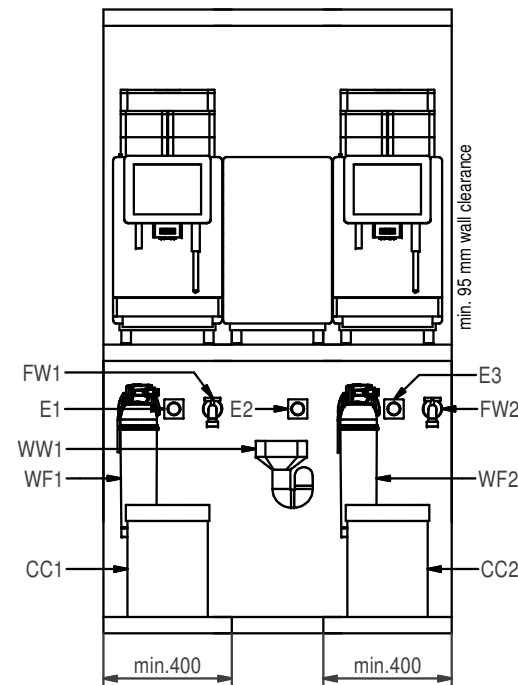
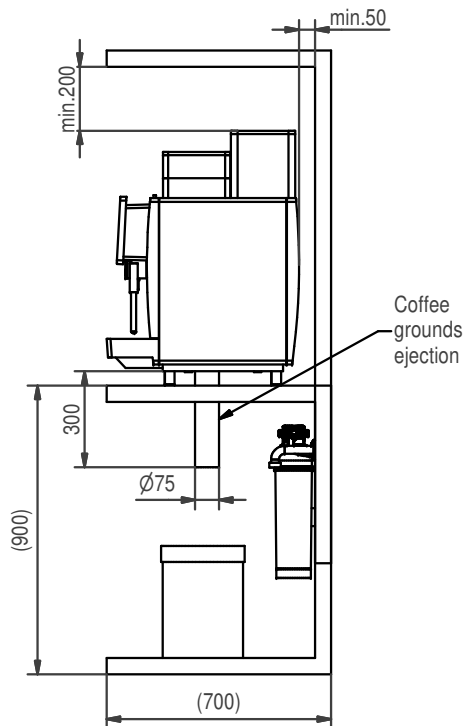
FW1/FW2: Mains water connection G3/8A external thread - A1000 FM CM (A)/(C)  
Check valve, filter and aquastop - recommendation  
water pressure 80-800 kPa (0,8-8,0 bar)  
Flow rate: >0,1l/sec. - Water temperatur <25°C  
Water hardness: 4-8°dH; 7-14FH; 70-140ppm (mg/l)  
Carbon hardness: 3-6°dH; 50-105ppm (mg/l) - pH-value: 6,5-7,5  
Chlorine content: <0,5mg/l - Chloride content: <30mg/l  
Elektrical conductivity: 50-200µs/cm - Iron content: <0,3mg/l

E1/E3: Soket with RCD (residual current device) - A1000 FM CM (A)/(C)  
380-415 VAC, 3LNPE, 6700-7900 W, 50-60 HZ, 16 A - EU  
220-240 VAC, 1LNPE, 2600-3000 W, 50-60 HZ, 16 A - CH/EU/GB  
220-240 VAC, 1LNPE, 4400-5200 W, 50-60 HZ, 30 A - EU  
220-240 VAC, 3L PE, 5600-7900 W, 50-60 HZ, 30 A - EU  
200-220 VAC, 2L PE, 4500-5300 W, 60 HZ, 30 A - USA  
200-220 VAC, 2L PE, 4500-5300 W, 50-60 HZ, 30 A - JP  
200-220 VAC, 3L PE, 6800-8100 W, 50-60 HZ, 30 A - JP  
380 VAC, 3LNPE, 6700 W, 50 HZ, 16 A - CN

E2: Soket with RCD (residual current device) - SU12 CM (B)  
220-240 VAC, 1LNPE, 0,72 A, 50-60 HZ - CH/EU/GB  
110-127 VAC, 1LNPE, 1,70 A, 60 HZ - USA  
100 VAC, 1LNPE, 1,70 A, 50-60 HZ - JP  
220 VAC, 1LNPE, 0,80 A, 50 HZ - CN

CC1: Option container for coffee-grounds ejection - A1000 FM CM (A)  
CC2: Option container for coffee-grounds ejection - A1000 FM CM (C)

WF1: Option water filter - A1000 FM CM (A)  
WF2: Option water filter - A1000 FM CM (C)

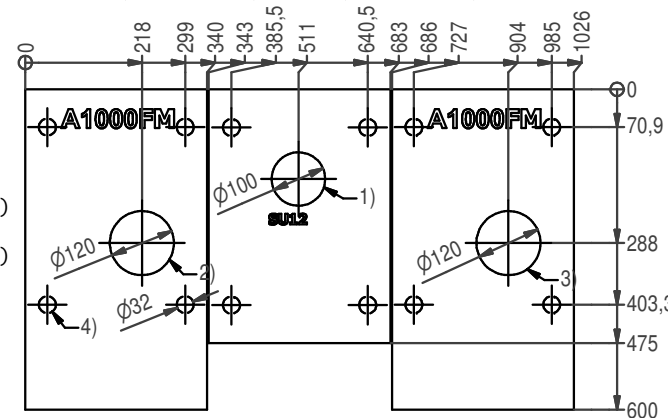


**Installation requirements:**

Our delivered appliances are ready for operation. They have to be installed on a flat surface. First the preparations for the connections of water and electricity must be complete. Distance max. 1 m up to the device. This preparation-works must be performed by qualified specialists in accordance with applicable regulations. The coffee machine is intended exclusively for operation in interior rooms.  
Ambient temperatur: 5°C - 32°C.  
Humidity: max. 80%

**Positions:**

- Pos. 1) 1x Drilling
  - Supply lines - A1000 (A)+(C)
  - Supply lines - SU12 (B)
- Pos. 2) 1x Drilling (Option)
  - Coffee-grounds ejection - A1000 (A)
- Pos. 3) 1x Drilling (Option)
  - Coffee-grounds ejection - A1000 (C)
- Pos. 4) 12x Surface
  - Equipment feet



<p>Fränke Kaffeemaschinen AG Fränke-Strasse 9 CH-4663 Aarburg Telefon: +41 62 787 3607 E-Mail: kmch@franke.com Internet: www.franke.com</p> <p><small>These drawings and specifications are the property of Franke Technology and Trademark Ltd. and shall not be reproduced, copied or transferred to any third party without the prior written permission of Franke Technology and Trademark Ltd., Hergiswil, Switzerland</small></p>	Unit		Scale	Description			
	Drawn	MAIER	21.03.2017	TD_A1000FMCM_Twin_SU12_en			
	Modified	MB002	29.06.2018				
	Checked						
ECN	500000001512	Document ID - Version		Revision	Status	Sheet / Sheets	Format
Article Number		20097374-02			15	2 / 2	A3