

Technical data:

(A) KE200 EC:	220-240 VAC, 1LNPE,	82 W,	- A,	50-60 Hz,	10 Á
(Net weight 13 kg)	110 VAC, 1LNPE,	- W,	1,50 A,	60 Hz,	- Á
	100 VAC, 1LNPE,	- W,	1,50 A,	50-60 Hz,	- Á
(B) A300 MS/FM EC:	220-240 VAC, 1LNPE,	2100-2400 W,	-,	50-60 Hz,	10 Á - CH/GB/EU
(Net weight 25 kg)	100-127 VAC, 1LNPE,	1200-1500 W,	-,	60 Hz,	15 Á - USA/LATAM
	100 VAC, 1LNPE,	1400 W,	-,	50-60 Hz,	15 Á - JP

Fresh water: Internal water tank, 4,8 litres (monitored)

Waste water: Drip tray removable, capacity 2,0 liters (monitored)
alternatively:
 Drip tray with drain hose Di20 x 2000 mm

Franke Kaffeemaschinen AG Franke-Strasse 9 CH-4663 Aarburg Telefon: +41 62 787 3607 E-Mail: kmch@franke.com Internet: www.franke.com	Unit	Scale	Description				
	mm	NTS	TD_A300MS_FM_s_W3_KE200_en				
	Drawn	MB002	12.02.2020				
	Modified	MB002	06.03.2020				
Checked							
ECN	500000001512	Document ID - Version		Revision	Status	Sheet / Sheets	Format
Article Number		20175012-01			15	1 / 2	A3

These drawings and specifications are the property of Franke Technology and Trademark Ltd. and shall not be reproduced, copied or transferred to any third party without the prior written permission of Franke Technology and Trademark Ltd., Hergiswil, Switzerland

Installation notes on site:

E1: Soket with RCD (residual current device) - KE200 EC (A)

220-240 VAC, 1LNPE, 10 A, 50-60 Hz
 110 VAC, 1LNPE, 15 A, 60 Hz
 100 VAC, 1LNPE, 15 A, 50-60 Hz


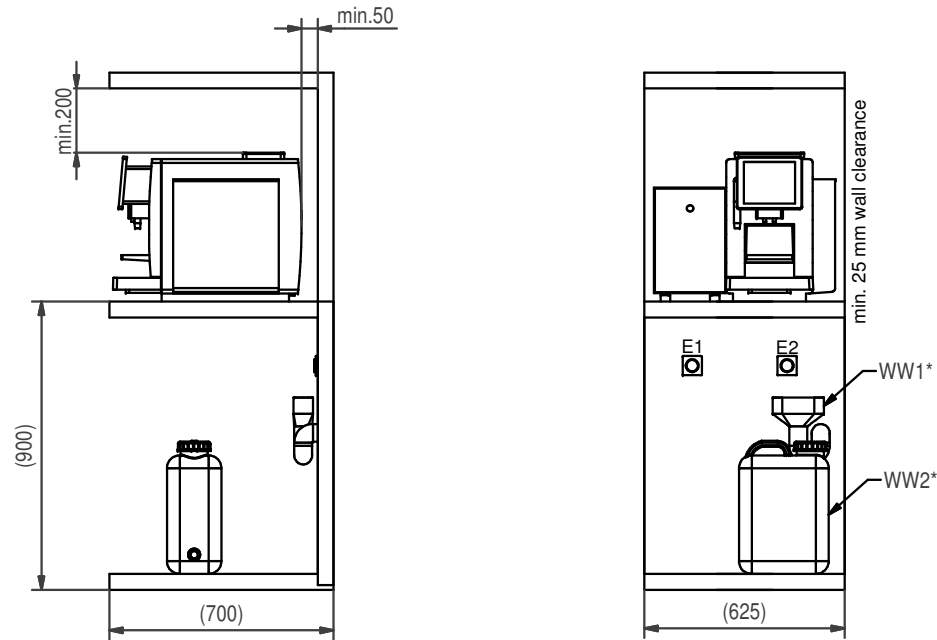
E2: Soket with RCD (residual current device) - A300 MS/FM EC (B)

220-240 VAC, 1LNPE, 2100-2400 W, -, 50-60 Hz, 10 A - CH/GB/EU
 100-127 VAC, 1LNPE, 1200-1500 W, -, 60 Hz, 15 A - USA/LATAM
 100 VAC, 1LNPE, 1400 W, -, 50-60 Hz, 15 A - JP

Optional for drip tray with drain hose:

WW1*: DN50 funnel siphon ventilated
alternatively:

WW2*: wastewater tank 16 litres, monitored
 (can be ordered as an accessory)



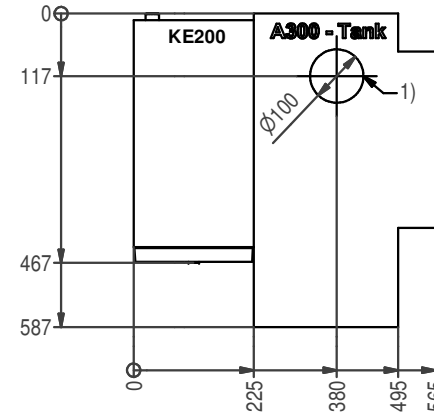
Installation requirements:

Our delivered appliances are ready for operation. They have to be installed on a flat surface. First the preparations for the connections of water and electricity must be complete. Distance max. 1 m up to the device. This preparation-works must be performed by qualified specialists in accordance with applicable regulations. The coffee machine is intended exclusively for operation in interior rooms. Ambient temperatur: 5°C - 32°C. Humidity: max. 80%

Positions:

- Pos. 1) 1x Drilling
 - Supply lines - A300 (B)
 - Supply lines - KE200 (A)
 (not required for electrical connection above the counter and removable drip tray with level monitoring)

Adjustabel feet are in this combination not possible!



Franke Kaffeemaschinen AG Franke-Strasse 9 CH-4663 Aarburg Telefon: +41 62 787 3607 E-Mail: kmch@franke.com Internet: www.franke.com	Unit		Scale	Description			
	Drawn	MB002	12.02.2020	TD_A300MS_FM_s_W3_KE200_en			
	Modified	MB002	06.03.2020				
	Checked						
ECN	500000001512	Document ID - Version		Revision	Status	Sheet / Sheets	Format
Article Number		20175012-01		15	2 / 2	A3	