

Technical data:

(A) SU03 EC:	220-240 VAC, 1LNPE,	- w, 0,50 A, 50-60 HZ,	- Á - CH/EU/GB
(Net weight 14,5 kg)	110-115 VAC, 1LNPE,	- w, 1,00 A, 60 HZ,	- Á - USA
	100 VAC, 1LNPE,	- w, 0,95 A, 50-60 HZ,	- Á - JP
	220 VAC, 1LNPE,	- w, 0,50 A, 50 HZ,	- Á - CN
(B) A300 MS/FM EC:	220-240 VAC, 1LNPE, 2100-2400 w,	- , 50-60 HZ, 10 Á - CH/GB/EU	
(Net weight 25 kg)	100-127 VAC, 1LNPE, 1200-1500 w,	- , 60 HZ, 15 Á - USA/LATAM	
	100 VAC, 1LNPE, 1400 w,	- , 50-60 HZ, 15 Á - JP	

Fresh water: Internal water tank, 4,8 litres (monitored)

Waste water: Drip tray removable, capacity 2,0 liters (monitored)
alternatively:
 Drip tray with drain hose Di20 x 2000 mm

Franke Kaffeemaschinen AG Franke-Strasse 9 CH-4663 Aarburg Telefon: +41 62 787 3607 E-Mail: kmch@franke.com Internet: www.franke.com	Unit	mm	Scale	NTS	Description TD_A300MS_FM_I_W3_SU03_en							
	Drawn	MB002	03.11.2021									
	Modified	MB002	03.11.2021									
	Checked											
These drawings and specifications are the property of Franke Technology and Trademark Ltd. and shall not be reproduced, copied or transferred to any third party without the prior written permission of Franke Technology and Trademark Ltd., Hergiswil, Switzerland.					ECN	500000001512	Document ID - Version	Revision	Status	Sheet / Sheets	Format	
					Article Number		20218128-01			15	1 / 2	A3

Installation notes on site:

E1: Soket with RCD (residual current device) - SU03 EC (A)

220-240 VAC, 1LNPE, 10 A, 50-60 Hz - CH/EU/GB

110-115 VAC, 1LNPE, 15 A, 60 Hz - USA

100 VAC, 1LNPE, 15 A, 50-60 Hz - JP

220 VAC, 1LNPE, 10 A, 50 Hz - CN

E2: Soket with RCD (residual current device) - A300 MS/FM EC (B)

220-240 VAC, 1LNPE, 2100-2400 W, -, 50-60 Hz, 10 A - CH/GB/EU

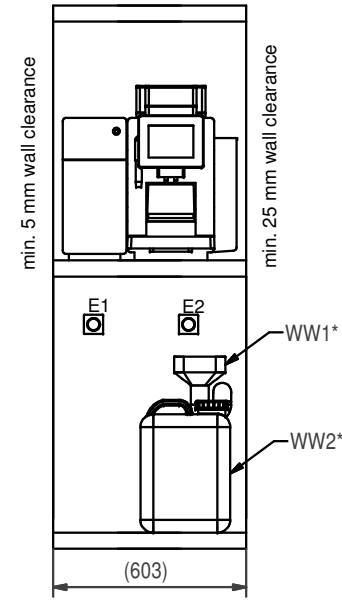
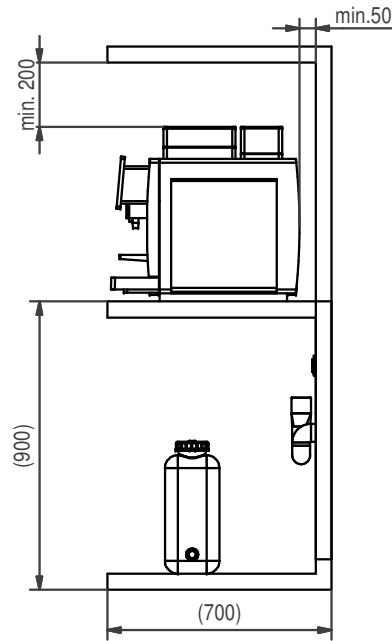
100-127 VAC, 1LNPE, 1200-1500 W, -, 60 Hz, 15 A - USA/LATAM

100 VAC, 1LNPE, 1400 W, -, 50-60 Hz, 15 A - JP

Optional for drip tray with drain hose:

WW1*: DN50 funnel siphon ventilated
alternatively:


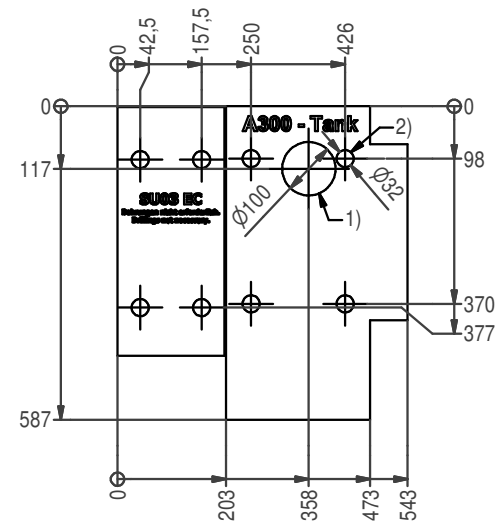
WW2*: wastewater tank 16 litres, monitored
(can be ordered as an accessory)



Positions:

Pos. 1) 1x Drilling
- Supply lines
A300(B), SU03(A)
(not required for electrical connection above the counter and removable drip tray with level monitoring)

Pos. 2 8x Positions for adjustable foot
A300(B), SU03(A)
only footprint for option
(foot 40 / 70 / 100 mm)



Installation requirements:

Our delivered appliances are ready for operation. They have to be installed on a flat surface. First the preparations for the connections of water and electricity must be complete. Distance max. 1 m up to the device. This preparation-works must be performed by qualified specialists in accordance with applicable regulations. The coffee machine is intended exclusively for operation in interior rooms.
Ambient temperatur: 5°C - 32°C.
Humidity: max. 80%

Franke Kaffeemaschinen AG Franke-Strasse 9 CH-4663 Aarburg Telefon: +41 62 787 3607 E-Mail: kmch@franke.com Internet: www.franke.com	Unit		Scale	Description			
	Drawn	MB002	NTS	TD_A300MS_FM_I_W3_SU03_en			
	Modified	MB002	03.11.2021				
	Checked						
ECN	500000001512	Document ID - Version		Revision	Status	Sheet / Sheets	Format
Article Number		20218128-01				15 / 2 / 2	A3

These drawings and specifications are the property of Franke Technology and Trademark Ltd. and shall not be reproduced, copied or transferred to any third party without the prior written permission of Franke Technology and Trademark Ltd., Heggen, Switzerland