



Great coffee moments for every business



Colors

- Black/chrome
- Anthracite/chrome

1 A400 Options

- First shot
- Second bean grinder
- Bean hopper: 1×2 kg, 2×1.2 kg or 2×0.6 kg, lockable
- One or two separate powder dosing systems 0.6 kg or 1.2 kg (for chocolate or milk powder), lockable
- Coffee grounds chute assembly
- Cup sensor
- Raised feet (100 mm)
- Steam spout (only available on MS and FM models)
- Mains water connection and internal water tank 4l

2 Milk Systems

- FoamMaster™ (FM): hot and cold milk and milk foam, individually adjustable consistency, integrated cleaning system
- Milk system (MS): hot and cold milk and warm milk foam, exact dosing via milk pump

2 Cleaning Systems

- CleanMaster (CM): fully automatic cleaning system with integrated cleaning cartridge. For outstanding hygiene and unbeatable simplicity, efficiency, and convenience
- EasyClean (EC): automatic cleaning system with manual addition of the cleaning fluid. Perfect hygiene in just a few steps

3 Accounting System

- Can be used for various payment methods, e.g. with coins, card
- Ideally suited to public or private vending applications

4 Cup warmer

- With four heatable trays.

Flexibility

Our product portfolio allows various assembly options — tailored to your needs.



Franke Kaffeemaschinen AG
cs-info.ch@franke.com

Franke Coffee Systems GmbH
cs-info.de@franke.com

Franke Coffee Systems Americas
cs-coffeesales.us@franke.com

Franke Coffee Systems UK
sales@frankecoffeesystems.co.uk

coffee.franke.com



A400



Guests, customers, employees: Our A400 is made for all coffee lovers. With this professional fully automatic machine, any business can serve excellent coffee beverages. Thanks to its interactive touch screen which can be configured to your specific needs, its fully automatic cleaning system and options like our FoamMaster™ to prepare perfect hot or cold foam, the A400 is simple to operate for all users and masters every situation with efficiency and ease.

Exceed all expectations: With the A400, you can treat your customers to delicious moments of coffee enjoyment, just the way they like it.

CAPACITY*	SINGLE	PARALLEL
Espresso	140	186
Cappuccino	93	156
Coffee	92	112
Hot water	116	

*Cups per hour according to DIN 18873



CleanMaster
Fully automatic cleaning process meeting highest hygiene standards



Touch Screen
Practical 8-inch touch screen for efficient easy operation



FoamMaster™
For milk foam the way a barista would make it

Technical Data

Machine Models

Model	Power
A400	220–240 V 1LNPE 50/60 Hz 2.1–2.3 kW (10 A) 220–240 V 1LNPE 50/60 Hz 2.4–2.8 kW (13/15/16* A) 200–220 V 2LPE 60 Hz 2.3–2.7 kW (30 A) 220 V 1LNPE 50Hz 2.4 kW (16 A) 200 V 2LPE 50/60 Hz 2.3 kW (15 A)
A400 MS EC	220–240 V 1LNPE 50/60 Hz 2.1–2.3 kW (10 A) 220–240 V 1LNPE 50/60 Hz 2.4–2.8 kW (13/15/16* A) 200–220 V 2LPE 60 Hz 4.5–5.3 kW (30 A) 220 V 1LNPE 50Hz 2.4 kW (16 A) 200 V 2LPE 50/60 Hz 2.3 kW (15 A)
Dimensions	340 mm / 700 mm / 600 mm (W/H/D)
Weight (empty)	approx. 38 kg
A400 FM CM	220–240 V 1LNPE 50/60 Hz 2.1–2.3 kW (10 A) 220–240 V 1LNPE 50/60 Hz 2.4–2.8 kW (13/15/16* A) 200–220 V 2LPE 60 Hz 4.5–5.3 kW (30 A) 220 V 1LNPE 50Hz 2.4 kW (16 A) 200 V 2LPE 50/60 Hz 2.3 kW (15 A)
Dimensions	340 mm / 613 mm / 560 mm (W/H/D) (FM CM incl. SU05 CM)
Weight (empty)	approx. 64 kg (FM CM incl. SU05 CM)
Colors	Black or anthracite

Water connection

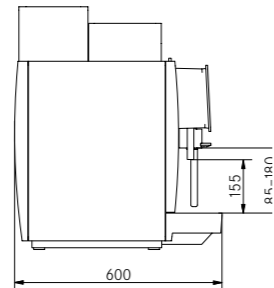
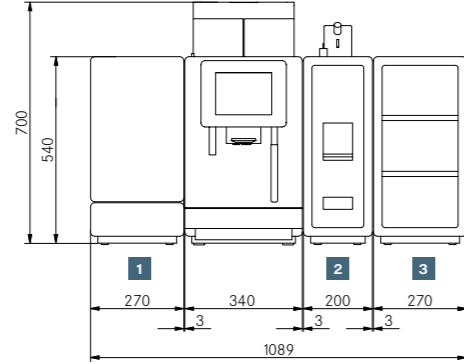
Mains water connection	Metal hose with union nut G3/8"; L = 1500 mm
Water supply line	If possible on installation side: untreated water of drinking water quality (not from household decalcification system)
Water pressure	80–800 kPa (0.8–8.0 bar)
Flowrate	>0.1l/sec
Water temperature	<25°C
Total hardness	4–8 °dH GH (German total hardness) / 7–14 °fH GH (French total hardness) / 70–140 ppm (mg/l)
Carbonate hardness	3–6 °dH KH (carbonate hardness) / 50–105 ppm (mg/l)
Acid content/pH value	6.5–7.5 pH
Chlorine content	<0.5 mg/l

Internal Water Tank
Not available for A400 FM CM
Built-in water tank: 4.0 liters, level monitoring with filter cartridge Claris
Drip tray 3.0 liters, level monitoring

Note: mains water connection and internal water tank is selectable

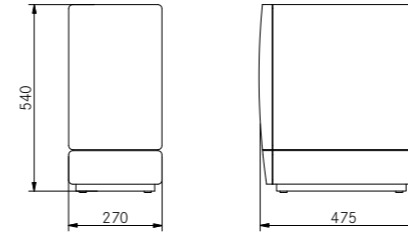
Water drain

Drain hose	Dia. = 16 mm, L = 2000 mm
------------	---------------------------

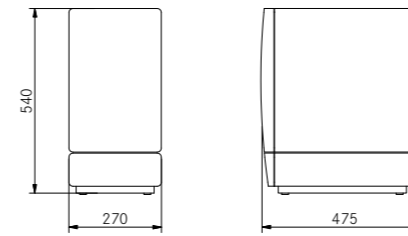


Add-on units

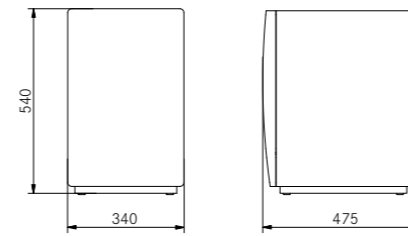
1 Cooling unit	SU05 (5 I)
Electrical connection	220–240 V 1LNPE 50/60 Hz 0.72 A (10 A) 120 V 1LNPE 60 Hz 1.5 A (10 A) 220 V 1LNPE 50 Hz 0.72 A (10 A) 100 V 1LNPE 50/60 Hz 1.65 A (10 A) 270 mm / 540 mm / 475 mm (W/H/D) approx. 20 kg Model A400 FM CM Black or anthracite
Dimensions	
Weight (empty)	
Compatible with	
Colors	



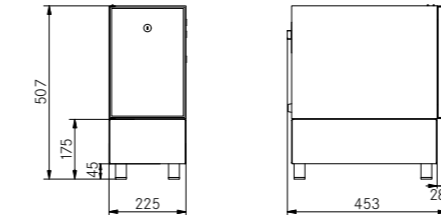
Cooling unit	SU05 CM (5 I)
Electrical connection	220–240 V 1LNPE 50/60 Hz 1.95–2.3 kW (10 A) 120 V 1LNPE 60 Hz 1.44 kW (15 A) 220 V 1LNPE 50 Hz 0.72 A (10 A) 100 V 1LNPE 50/60 Hz 1.35 kW (15 A) 270 mm / 540 mm / 475 mm (W / H / D) approx. 24 kg Model A400 MS EC Black or anthracite
Dimensions	
Weight (empty)	
Compatible with	
Colors	



Cooling unit	SU12 EC (12 I)
Electrical connection	220–240 V 1LNPE 50/60 Hz 0.72 A (10 A) 110–127 V 1LNPE 60 Hz 1.5–1.7 A (10 A) 220 V 1LNPE 50 Hz 0.72 A (10 A) 100 V 1LNPE 50/60 Hz 1.7 A (10 A) 340 mm / 540 mm / 475 mm (W/H/D) approx. 28 kg Model A400 MS EC Black or anthracite
Dimensions	
Weight (empty)	
Compatible with	
Colors	

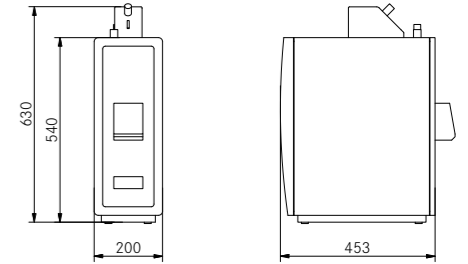


Cooling unit	KE200 EC (4 I)
Electrical connection	220–240 VAC, 1L N PE, 82 W, 10 Å, 50–60 Hz 110 VAC, 1L N PE, 1.5 Å, 60 Hz 100 VAC, 1L N PE, 1.5 Å, 50–60 Hz 225 mm / 507 mm / 453 mm (W/H/D) approx. 13 kg Model A400 MS EC Stainless steel
Dimensions	
Weight (empty)	
Compatible with	
Color	



Add-on units

2 Accounting system	AC200
Accounting systems	Coin validator, Coin changer, Cashless system
Electrical connection	85–264 V 1LNPE 50/60 Hz (10 A)
Dimensions	200 mm / 630 mm / 453 mm (W / H / D)
Weight (empty)	approx. 18 kg
Compatible with	Model A400 / A400 MS EC / A400 FM CM
Colors	Black or anthracite



Accounting system	AC125 CL
Electrical connection	85–264V 1LNPE 50/60 Hz (10A)
Dimensions	125 mm / 150 mm / 310 mm (W / H / D)
Weight (empty)	approx. 2 kg
Compatible with	Model A400 / A400 MS EC / A400 FM CM
Colors	Black



3 Cup warmer	CW
Electrical connection	220–240 VAC, 1L N PE, 110–130W, 50–60 Hz 110–127 VAC, 1L N PE, 80–130W, 50–60 Hz 100 VAC, 1L N PE, 80W, 50–60 Hz 220 VAC, 1L N PE, 110W, 50–60 Hz 270 mm / 540 mm / 454 mm (W / H / D) approx. 20 kg Model A400 NM / A400 MS EC / A400 FM CM Black or anthracite
Dimensions	
Weight (empty)	
Compatible with	
Colors	

