



The ultimate multitasker



READY FOR
DIGITAL SERVICES

Colors

- Black/chrome
- Anthracite/chrome

1 A800 Options

- First shot
- Second bean grinder
- Bean hopper: 1 × 2 kg, 2 × 1.2 kg, 2 × 0.6 kg, 1 × 2 kg + 1 × 0.6 kg, 2 × 1.2 kg + 1 × 0.6 kg or 2 × 0.6 kg + 1 × 0.6 kg, lockable
- One or two separate powder dosing units 0,6 kg or 1,2 kg (for chocolate or milk powder), lockable
- Coffee grounds chute assembly
- Cup sensor
- Raised feet (100 mm)
- Steam spout (S1), Autosteam (S2) (enhanced milk foaming) or Autosteam Pro (S3) (automatic milk foaming)
- Second milk type (only with the SU12)
- DualMilk Technology for low cross contamination (only with SU12 and all-in-one spout)
- Special outlet for jug (instead of steam solutions)

2 Milk and Cleaning Systems

- FoamMaster™ (FM): hot and cold milk and milk foam, individually adjustable consistency, integrated cleaning system
- EasyClean (EC): automatic cleaning system with manual addition of the cleaning fluid. Perfect hygiene in just a few steps

3 Flavor Station

- Automatic dosing station for up to three flavors

4 Accounting System

- Can be used for various payment methods, e.g. with coins, card
- Ideally suited to public or private vending applications

5 Cup warmer

- With four heatable trays

Flexibility

Our product portfolio allows various assembly options — tailored to your needs.



FRANKE

Franke Kaffeemaschinen AG
cs-info.ch@franke.com

Franke Coffee Systems GmbH
cs-info.de@franke.com

Franke Coffee Systems Americas
cs-coffeesales.us@franke.com

Franke Coffee Systems UK
sales@frankecoffeesystems.co.uk

coffee.franke.com

FRANKE

A800



When quality meets versatility and speed: The Franke A800 is designed for fast preparation of large quantities. It combines state-of-the-art technology with an intuitive user interface. With its uncompromising quality, variety and performance the A800 lets your customers enjoy their coffee just the way they like it. And your employees can spend their time focusing on the customers rather than the coffee machine.

The A800 delivers exactly what your customers want: delicious coffee - versatile, fast and efficient.

CAPACITY*	SINGLE	PARALLEL
Espresso	160	238
Cappuccino	149	180
Coffee	109	141
Hot water	164	

*Cups per hour according to DIN 18873



EasyClean
Automatic cleaning system — perfect hygiene in just a few steps



Touch Screen
10.4-inch comfort display with incredibly simple operating concept and attractive product presentation



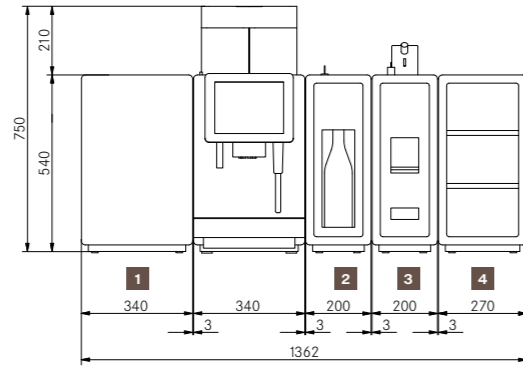
FoamMaster™
module integrated as standard for perfect foam, every time

590.0690.071/09.23/CH-EN/Subject to dimensional, design and version changes.

Technical Data

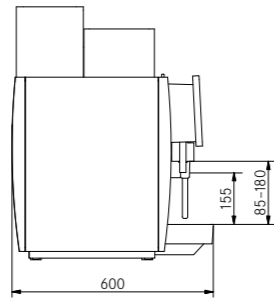
Machine Models

Model	Power
A800	220–240 V 1LNPE 50/60 Hz 2.6–3.0 kW (16 A)
A800 FM EC	380–415 V 3LNPE 50/60 Hz 6.7–7.9 kW (16 A)
	220–240 V 1LNPE 50/60 Hz 4.4–5.2 kW (30 A)
	220–240 V 3LPE 50/60 Hz 5.6–7.9 kW (30 A)
	200–220 V 2LPE 60 Hz 4.5–5.3 kW (30 A)
	200–220 V 2LPE 50/60 Hz 4.5–5.3 kW (30 A)
	200–220 V 3LPE 50/60 Hz 6.8–8.1 kW (30 A)
	380 V 3LNPE 50/60 Hz 6.7 kW (16 A)
	340 mm / 750 mm / 600 mm (W/H/D)
Dimensions	approx. 58 kg
Weight (empty)	Black or anthracite
Colors	



Water connection

Mains water connection	Metal hose with union nut G3/8", L = 1500 mm
Water supply line	If possible on installation side: untreated water of drinking water quality (not from household decalcification system)
Water pressure	80–800 kPa (0.8–8.0 bar)
Flowrate	> 0.1l/sec
Water temperature	<25°C
Total hardness	4–8 °dH GH (German total hardness) / 7–14 °FH GH (French total hardness) / 70–140 ppm (mg/l)
Carbonate hardness	3–6 °dH KH (carbonate hardness) / 50–105 ppm (mg/l)
Acid content/pH value	6.5–7.5 pH
Chlorine content	<0.5 mg/l

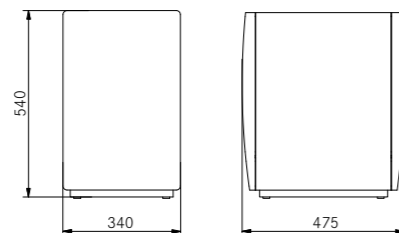


Water drain

Drain hose	Dia. = 16 mm, L = 2000 mm
------------	---------------------------

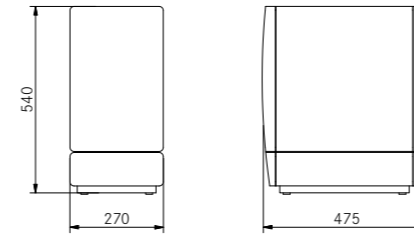
Add-On Units

1 Cooling unit	SU12 EC (12 l)
Electrical connection	220–240 V 1LNPE 50/60 Hz 0.72 A (10 A)
	110–127 V 1LNPE 60 Hz 1.5–1.7 A (10 A)
	220 V 1LNPE 50 Hz 0.72 A (10 A)
	100 V 1LNPE 50/60 Hz 1.7 A (10 A)
Dimensions	340 mm / 540 mm / 475 mm (W/H/D)
Weight (empty)	approx. 26 kg
Compatible with	Model A800 FM EC
Colors	Black or anthracite

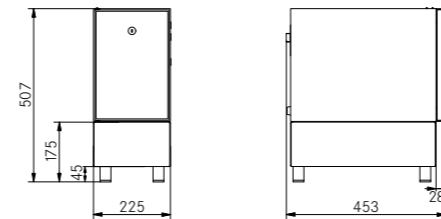


Add-on units

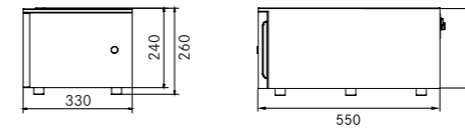
1 Cooling unit	SU05 EC (5 l)
Electrical connection	220–240 V 1LNPE 50/60 Hz 0.72 A (10 A)
	120 V 1LNPE 60 Hz 1.5 A (10 A)
	220 V 1LNPE 50 Hz 0.72 A (10 A)
	100 V 1LNPE 50/60 Hz 1.65 A (10 A)
Dimensions	270 mm / 540 mm / 475 mm (W / H / D)
Weight (empty)	approx. 20 kg
Compatible with	Model A800 FM EC
Colors	Black or anthracite



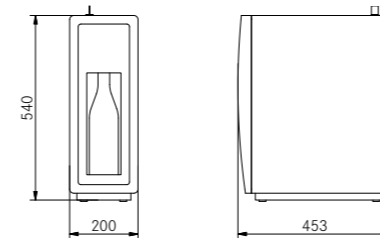
Cooling unit	KE200 EC (4 l)
Electrical connection	220–240 VAC, 1L N PE, 82 W, 10 Å, 50–60 Hz
	110 VAC, 1L N PE, 1.5 Å, 60 Hz
	100 VAC, 1L N PE, 1.5 Å, 50–60 Hz
Dimensions	225 mm / 507 mm / 453 mm (W/H/D)
Weight (empty)	approx. 13 kg
Compatible with	Model A800 FM EC
Color	Stainless steel



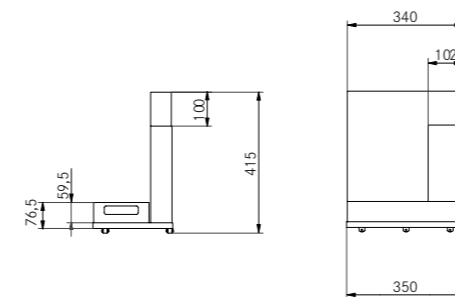
Cooling unit	UC09 EC (9 l)
Electrical connection	220–240 V 1LNPE 50/60 Hz 1.0 A (10 A)
Dimensions	330 mm / 238 mm / 646 mm (W / H / D)
Weight (empty)	approx. 27 kg
Compatible with	Model A800 FM EC
Color	Black



2 Flavor Station	FS30
Electrical connection	100–240 V 1LNPE 50/60 Hz 75 W (10 A)
Dimensions	200 mm / 540 mm / 453 mm (W / H / D)
Weight (empty)	approx. 18 kg
Compatible with	Model A800 FM EC
Colors	Black or anthracite

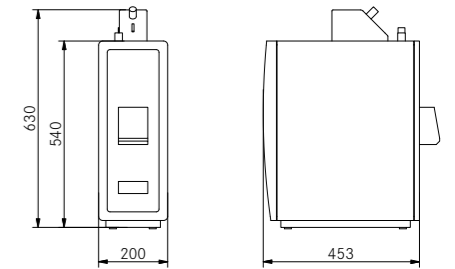


Flavor Station	FSU30
Electrical connection	220–240 V, 1L N PE, 50 W, 50–60 Hz
Dimensions	235 mm / 415 mm / 350 mm (W / H / D)
Weight (empty)	approx. 15 kg
Compatible with	Model A800 FM EC
Colors	Stainless steel



Add-on units

3 Accounting system	AC200
Accounting systems	Coin validator, Coin changer, Cashless system
Electrical connection	85–264 V 1LNPE 50/60 Hz (10 A)
Dimensions	200 mm / 630 mm / 453 mm (W / H / D)
Weight (empty)	approx. 18 kg
Compatible with	Model A800 / A800 FM EC
Colors	Black or anthracite



Accounting system	AC125 CL
Electrical connection	85–264V 1LNPE 50/60 Hz (10A)
Dimensions	125 mm / 150 mm / 310 mm (W / H / D)
Weight (empty)	approx. 2 kg
Compatible with	Model A800 / A800 FM EC
Colors	Black



4 Cup warmer	CW
Electrical connection	220–240 VAC, 1L N PE, 110–130W, 50–60 Hz
	110–127 VAC, 1L N PE, 80–130W, 50–60 Hz
	100 VAC, 1L N PE, 80W, 50–60 Hz
	220 VAC, 1L N PE, 110W, 50–60 Hz
Dimensions	270 mm / 540 mm / 454 mm (W / H / D)
Weight (empty)	approx. 20 kg
Compatible with	Model A800 / A800 FM EC
Colors	Black or anthracite

