

FRANKE



COLLECTIONS

2024•2025

Sinks









The sinks in the pictures do not have mixer holes. The exact position can be seen from the technical drawing next to the picture.

	POP-UP SINK WASTE Removable remote control for opening and closing the drain. Check for the presence of a second hole.		COMPLETE WITH ACCESSORIES Product supplied with accessories included. Optional		WASTE DISPOSER For easier disposal of wet waste. (installation permitted subject to municipal regulations). Optional		
	FLUSHMOUNT		UNDERMOUNT		STANDARD		SLIM










Taps

 MULTIFUNCTIONAL TAPS all-in-one home solution that allows you to easily choose filtered, sparkling, chilled and instant boiling water	 FILTERED WATER No need to buy bottled water and you can do your bit for the environment.	 TAP WILL WORK WITH LOW PRESSURE SYSTEMS Delivering at least 4 litres per minute of hot water at 0.3 bar pressure.	
 TOUCH FREE	 PULL OUT NOZZLE	 PULL OUT SPRAY	 SWIVEL SPOUT




























Gas Hobs

 DUAL TRIPLE CROWN Thanks to the two concentric crowns, it is possible to select various degrees of flame intensity in accordance with cooking requirements.	 INTEGRATED ELECTRONIC IGNITION Gas ignition device integrated into the knob. Enables gas to be lit with no need for additional flames.	 CAST IRON GRILLES Solid and non-deformable cast iron grilles ensure a stable, robust support surface, as well as lending the hob an elegant, professional appearance. Optional
 DUAL CROWN The flame is distributed across the two crowns, for rapid, even cooking.	 SAFETY VALVE An essential device that cuts off the gas flow in the event that the flame is accidentally extinguished.	 KNOBS Available in various finishes, the worktop knobs can be matched to the ovens, for a perfectly coordinated look.
 CAST IRON GRILLES Solid and non-deformable cast iron grilles ensure a stable, robust support surface, as well as lending the hob an elegant, professional appearance.	 LOWERED COOKING SURFACE The cooker top and burners are recessed into the kitchen worktop, for the flattest possible surface.	













Induction hobs

 BRIDGE/ FLEXI ZONE This function enables two cooking zones to be combined and used at the same level of power.	 KEEP WARM This function keeps food hot after cooking so it can be served at the perfect temperature, and enables liquids to evaporate slowly.	 GRILLING This function is designed for grilling food according to thickness. When the ideal temperature for adding the food is reached, the hob emits an acoustic signal. The hob then stabilises the desired temperature, keeping this constant.
 COOKASSIST/ SPECIAL FUNCTIONS With this function, the pre-set cooking modes can be activated, enabling the ideal power level to be selected, for perfect results every time.	 MELTING This function brings food to an ideal melting temperature without risk of burning.	 MOKA A function designed for use with a moka coffee pot.
 BOILING This function brings water to the boil and keeps it at this temperature with less energy consumption.	 SIMMERING This function maintains a low temperature, enabling food to be cooked for long periods with no risk of burning. Ideal for long cooking times.	 PAN FRYING Function for preheating an empty pan, or a pan containing seasoning.



Ovens

 STATIC COOKING For cooking any type of dish on a single shelf. It is preferable to use the shelf on the second level.	 COOKASSIST This function enables all food types to be cooked fully automatically.	 STEAM COOKING This function enables food to be cooked exclusively using steam - for preparing tasty, healthy dishes.
 BOTTOM COOKING For browning the bottom of your dishes. This function is also recommended for slow cooking, for finishing steaks and for making thick, concentrated sauces.	 AUTO BREAD This function automatically selects the best baking method and ideal temperature for all bread types.	 THERMOVENTILATED COOKING + STEAM This function enables combined steam cooking, for dishes that are golden and crispy on the outside and soft on the inside.
 VENTILATED COOKING For baking cakes and desserts with a liquid filling on a single shelf. This function can also be used for cooking on two shelves. Invert the position of the dishes you are cooking, for more even results.	 BREAD For baking breads of different types and sizes. It is preferable to use the shelf on the second level.	 MULTICOOKING This function allows up to 4 different dishes to be cooked at the same time without mixing flavours.
 ECO THERMOVENTILATED COOKING For cooking roasts with stuffing and cuts of meat on a single shelf. This function intermittently activates the fan at a low speed, preventing food from drying out. With this ECO function, the light remains off during cooking.	 AUTO DESSERT This function automatically selects the best baking temperature and mode for any type of dessert (biscuits, sponge cakes, tarts, etc.).	 PIZZA COUNTRY This cooking mode delivers the most heat in the lower part of the oven, whilst simultaneously delivering heat above, imitating the heat distribution of a wood-fired oven.
 THERMOVENTILATED COOKING For simultaneously cooking different foods which need the same cooking temperature on several shelves (max. three). This function enables dishes to be cooked at the same time without the flavours or odours leaching from one food to another.	 PROVING For optimal leavening of sweet or savoury doughs and mixtures.	 QUICK COOKING The most powerful function. It can be used ahead of any type of cooking in order to rapidly reach the selected temperature, before proceeding with the desired cooking function.
 GRILL For grilling chops, skewers and sausages, cooking vegetables au gratin or giving bread a golden crust. When grilling meat, it is advisable to use a drip pan to collect the cooking juices: place it one level below the grill and add 200 ml of water.	 DEFROSTING To speed up food defrosting.	 TOP COOKING (for gas ovens) This function can be used for putting the "finishing touches" on cooking. Also ideal for baking and browning.
 TURBO GRILL For roasting large pieces of meat (leg joints, roast beef, whole chickens). It is advisable to use a drip pan to collect the cooking juices: place it one level below the grill and add 500 ml of water.	 PREHEATING For rapidly preheating the oven.	 BOTTOM COOKING (for gas ovens).
 MAXI COOKING For cooking particularly large cuts of meat (over 2.5 kg).	 PYROLYTIC CLEANING Eliminates cooking residues by means of a very high temperature cycle.	 SPIT ROAST (for gas ovens) The ideal function for rotisserie cooking (whole).
 PIZZA This function automatically selects the best baking temperature and mode for any type of pizza.	 STEAM CLEANING The action of the steam that is released during this special low-temperature cleaning cycle enables dirt and food residues to be removed with ease. Pour 200 ml of drinking water into the bottom of the oven and activate the function for 35 minutes at 90°C. Activate the function when the oven is cold, and leave to cool for 15 minutes at the end.	 GRILL WITH SPIT ROAST For immediate browning of the surface of food, ensuring it remains tender inside.

Microwave

 MICROWAVE For fast cooking and heating of food or beverages.	 GRILL COMBINATO Per cuocere e gratinare rapidamente le pietanze combinando le microonde con il grill.	 AUTO THERMOVENTILATED COOKING For rapid oven cooking and optimal results. Use pans that are oven and microwave safe.
 MICROWAVE For fast cooking and heating of food or beverages.	 TURBO GRILL For perfect results, combining the action of a grill and a fan oven.	 AUTOMATIC DEFROST For rapid defrosting of different food types - simply select the weight.
 COMBINED THERMOVENTILATED COOKING For preparing oven-cooked dishes fast.	 COMBINED TURBO GRILL For cooking and browning food quickly, combining the functions of a microwave, grill and fan oven.	 AUTOMATIC REHEATING For reheating ready-to-eat food, both frozen and at room temperature.
 GRILL For browning, grilling or cooking dishes au gratin.	 PREHEATING For rapidly heating the oven before a cooking cycle.	 STEAM COOKING For steaming food such as vegetables or fish, using the steamer provided.

Hoods

DIGITAL DISPLAY 	TIMER 	ANTI CONDENSATION 	REMOTE CONTROL 	REMOTE CONTROL OPTIONAL 	CONTINUOUS VENTILATION 24 h 	SPEED NUMBER + INTENSIVE 3=3±4±	FILTER FUNCTION 	K-LINK TECHNOLOGY  K-LINK
--	---	---	--	---	---	--	---	---



COLLECTIONS 2024

FAMILIES

- 14 **Mythos**
- 20 **Maris**
- 24 **Smart**

PRODUCT CATEGORIES

Undermount Bowls

- 40 Stainless Steel
- 66 Fraganite
- 78 Ceramic

Inset Sinks

- 84 Stainless Steel
- 100 Fraganite
- 110 Tectonite
- 114 Ceramic

Taps

- 122 Instant Boiling Water
- 132 Filtered Water
- 140 The Heritage Collection
- 146 Taps Collection

Hoods

- 174 Hob Extractors
- 194 Hoods

Appliances


- 266 Ovens
- 280 Coffee Machines
- 284 Wine Cooler
- 286 Gas Hobs
- 292 Induction Hobs

- 298 **Waste Management Systems**
- 300 **Kitchen solutions - Accessories**
- 312 **Technical Specifications**






 www.franke.com

 facebook.com/FrankeHomeSolutionsUK

 instagram.com/franke_uk

 twitter.com/franke_group

 youtube.com/UKFranke

 pinterest.com/FrankeUK



Years of experience, yet still as curious as children.

At Franke, we have been looking for new solutions and innovations for over 100 years and our attitude still has not changed. In 1911 we combined traditional craftsmanship, precision engineering and a constant pursuit of innovation, three principles that remain at our core.

A story forged in Swiss precision

Our story began at the beginning of the last century as a small sheet-metal business in Rorschach, Switzerland, established by Hermann Franke.

Since then, we opened up to the world and inaugurated manufacturing facilities all around the globe that led us to become leaders in the kitchen sinks segment, and home solutions altogether.



The recipe for a healthier future

We're on a mission to help create a more sustainable planet, one innovation at a time. From designs built with the use of sustainable materials, to efficiency optimization and waste reduction, we act responsibly throughout our business and beyond for positive long-term impact.



Taking care of the environment

Franke joined the United Nations Global Compact and adopted the Ten Principles of the United Nations Global Compact for sustainable and responsible business in 2011 and has reported on its material sustainability impacts annually since.

By 2050, we hope to have achieved Net Zero emissions throughout the entire production chain and from localized actions we're already on target with our company CO₂ emissions falling 10% annually since 2016.

Our eco-conscious attitude doesn't stop with emissions; we're forever evolving our manufacturing processes to reduce impact on the environment and lead by example.

Resources

59% of electric consumption in 2022 came from renewable energy, 6% of which was created by solar energy generated on Franke owned sites.

Water consumption decreased by 18.6% in 2022.

Franke Group's consumption of natural gas reduced by 17.5% in 2022.

Waste

75% of waste created in 2022 was reused or recycled.

Packaging

Franke has switched from Styrofoam to cardboard packaging for its range of granite and tectonite sinks.

91% of Franke packaging is made from renewable materials.

Nurturing our people and society

The health of our people and communities is just as important as our planet. That's why we provide leadership training courses throughout our company and aim to make this available for every employee by 2030. We also partner with national and international organizations, volunteering where possible in support of social issues.

“ We have invested in more solar PV systems, with the capacity to generate around 2,500,000 kWh annually ”

Patrik Wohlhauser, Franke CEO

Innovation for sustainable living

Our eco-friendly innovations are designed to empower cleaner living at home and inspire everyday wellbeing.

Taps

Stainless Steel models are made of 100% recyclable steel. The Franke Vital Tap filtration system filters water directly from the tap reducing the need for bottled water. Atlas Neo Sensor reduces water waste by up to 50% thanks to the Start/Stop-motion sensor.



Sinks

Franke's sink ranges are exemplary in terms of usage of sustainable materials such as stainless steel, Fraganite and ceramic that guarantee extraordinary product durability, resistance and long-lasting quality.

Hoods

All models are designed to reduce energy consumption and improve energy use with AUTO Functions made to automatically save energy. Class A++ hoods reduce energy consumption up to 85%. Long lasting filters and activated carbon ceramic filters can be regenerated and are designed to further reduce waste compared to standard disposable carbon filters.



Hob extractors

Our extractor hobs offer maximum energy efficiency. For example, the extremely powerful Mythos 2gether extractor hob is classed in the best possible energy efficiency rating A+++ thanks to its brushless motor.

Ovens and microwaves

With A and A+ energy ratings offering multi functions that enable different foods to be cooked in one cycle, and a steam cleaning function that allows cleaning without the need of using harmful chemicals.



FRANKE



HOME SOLUTIONS

Solutions that work together

Our kitchens are places to live: we cook there, eat there, spend time together there, more often than not all at the same time. We thoroughly observed the movements we make in our kitchens and developed proper home solutions rather than simple appliances.

Our single products all merge together in functional systems aimed to facilitate your life and please your eye thanks to perfectly matching colours, designs and combinations.

When everything comes together, it is easier to enjoy every moment.

Food preparation areas

Taps, sinks and waste management systems.

Award-winning, smart, eco-friendly taps perfectly completed by elegant, spacious bowls that can be equipped with accessories or other smart tools so you have everything you need, always at hand. Everything in the best, most durable and hygienic materials, for example stainless steel or our exclusive Fragranite.



Hoods

Wall, ceiling, built-in, island hoods.

Every kitchen has specific needs, so we created a range of hoods able to surprise you with technology, efficiency, lighting and beautiful designs. Discover the available colours, shapes and special technologies from built-in screens to air-purifying systems.

Appliances

Ovens, microwaves and hobs.

When we design our appliances, we do so with your routines in mind, so that we can offer functional solutions that are easy to use, smart in their features and beautiful to look at.



Inspir

There is no place like home. And there are no two homes alike. The way we cherish our own nest is just as unique as we are, each one with different tastes, preferences, and needs. To help you get inspired and create the kitchen environment of your dreams, and enjoy it every day, we developed three different **families** of products.

Mythos

A passion for the best

Our most premium range. Technology meets design, while even the smallest details are carefully sought-after. This **family** sets its goal to the highest levels, combining the very essence of functionality with that of beauty.

Maris

Family in the kitchen

A **family** inspired by families. Cosy and functional, for savouring the heartwarming experience of a **family** get-together. Maris' philosophy is simple: welcome anyone, anytime with the pride and joy of a homemade dinner.

Smart

Straight to what matters

The simplest things work the best. Essential in its perfection, to jump to what matters the most: bringing joy to your kitchen. A **family** created to fulfill any need and preference.

What will your kitchen look like it's up to you, but whatever your way of bringing joy home, **you can count on us.**

ations









Bowl: Mythos Masterpiece - BXM 110-68 **Tap:** Eos Neo - Pull Down Spray
Soap Dispenser: Atlas

Mythos



Hob Extractor: Mythos 2gether - FMY 839 HI



Oven: Mythos - FMY 99 PXS **Coffee Machine:** Mythos - FMY 45 CM XS
Wine Cooler: Mythos - FMY 24 WCR XS **Warming Drawer:** Mythos - FMY 14 DRW XS





Oven: Mythos - FMY 98 P XS **Microwave:** Mythos - FMY 45 MW XS
Coffee machine: Mythos - FMY 45 CM XS
Warming Drawer: Mythos - FMY 14 DRW XS

Mythos



Bowl: Kubus 2 - KNG 110-62 **Tap:** Icon



Hood: Mythos - T-Shelf





Bowl: Mythos - MYX 210-70 **Accessory:** Rollamat
Tap: Vital - Semi-Pro **Soap Dispenser:** Atlas

Mythos



Hob: Mythos - FMY 658 I FP BK



Oven: Mythos - FMY 99 HS XS **Wine Cooler:** Mythos - FMY 24 WCR XS
Wine Cooler Accessory Drawer: Mythos - FMY 14 WCRD BK



Bowl: Maris Black Collection - MRG 110-52 **Tap:** Active - Pull Out Spray

Maris



Extractor Hob: Maris 2gether - FMA 839 HI



Oven: Maris - FMA 97 P XS

Microwave: Maris - FMA 45 MW XS





Bowl: Maris - MRX 210-70
Tap: Maris Electronic Water Hub


Maris



Hood: Maris - FMA Modular Hood 60cm



Oven: Maris - FMA 86 H XS
Microwave: Maris - FMA 45 MW XS









Sink: Orion Tectonite in Polar White - OID 611-94

Smart



Hob Extractor: Smart 2gether - FMS 709 HI

Show what you're made of!

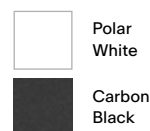


Fragranite

An exceptionally tough material, highly resistant to burns, dents, chips and stains. Pioneered by Franke, it's a unique material with a subtle sheen that is warm to the touch thanks to its 80% quartz sand. Also, Fraganite treated with Sanitized® reduces bacteria and microbe growth by 99%. Available in Slate Grey colour from 2024.

Tectonite

Heat, shock and impact don't scare our Tectonite. Sturdiness combined with unique design freedom makes Tectonite sinks the ultimate choice for hardworking, stylish kitchens. New technology represents a giant leap forward for synthetic materials, whilst allowing for exciting minimalist designs.



F-Inox Technology

An exclusive Franke coating able to group water molecules and allowing you to dry your sink without ring stains. Water repellent and scratch-resistant, this futuristic coating also fears no heat up to 350°. A real and long-lasting beauty formula that you can appreciate from our Masterpiece family.

Shiny or matt; smooth or stone-like, extra-strong or super trendy. Your kitchen can speak volumes about you, so every detail counts. To offer you the chance to create your perfect kitchen, our range of materials is designed to please any taste, match any style and resist any endeavor. Discover each material's precision-engineered character and unique benefits to choose the one that suits your needs the best and you like the most.

Brushed



Polished



Silk



Stainless Steel

Whether you prefer the more reflective qualities of the polished finish or the more subtle look of the silk or brushed finishes, which give a more matt sheen, there is a Stainless Steel solution for you. Any Franke Stainless Steel product is made from premium quality chrome nickel steel, which looks stunning and is highly resistant to staining, rust and corrosion - plus it won't chip, craze, flake, or break. If Stainless Steel is one of the most popular materials in the kitchen, it's for good reason.

PVD Coating

PVD, standing for 'Physical Vapor Deposition', is a coating technology that makes tapware even more resistant to abrasions, scratches and corrosion and offers exceptional aesthetic features as well. A tap treated with a PVD coating even resists UV rays and makes fingerprints less visible in a busy kitchen. Available in different finishes, with chrome remaining the most popular, there are now an array of other stunning finishes to choose from. From Solid Stainless Steel, which combines beauty with durability, Brass and Gunmetal to Industrial Black, Copper and Gold, you really can find something to suit every style of kitchen.



Industrial Black



Anthracite



Gold



Copper

Gloss White



Graphite



Ceramic

Ceramic sinks have a smooth, impervious surface, which stands up to heat, staining, impacts and resist to all standard household chemicals with ease. Ceramic sinks have been a popular choice for years and create a classic combination with a variety of work surfaces such as wood, glass and granite.

Select your perfect sink

The kitchen sink is seen as the heart of the kitchen, let your imagination run free with a range of options to help maximise space and accentuate the look of the room. The following information will help to ensure that your ideal sink is the perfect fit for your kitchen.

Inset sinks

Inset sinks are installed from above into a pre-prepared hole in your worktop. It gives you the widest range of sink shapes, sizes and styles to choose from.



Undermount sinks

Undermount sinks are installed underneath the worksurface and therefore require a solid surface worktop such as granite or wood. They are not compatible with laminate worksurfaces.



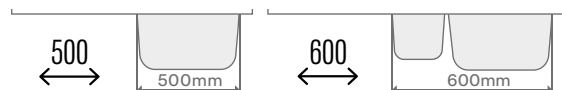
Belfast sinks

Belfast sinks can be used as either a freestanding feature with brackets or sit on top of base units.



Measuring your cabinet width

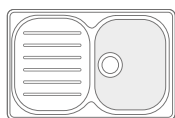
It is essential to correctly measure the cabinet width where your sink will be installed. The bowl (or bowls) will need to fit into this space. Each sink in this brochure will show a cabinet size, and your cabinet width needs to be equal to or greater than the stated measurement.



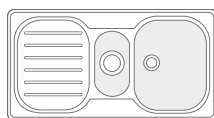
Bowl and drainer configuration

The type and position of your bowl depends on how you intend to use your sink. If you like room to clean large items like grill pans, a larger single bowl may be best for you, or for a multi-functional purpose, you may prefer the versatility of two separate working bowls. The drainer location is also an important consideration. For many sinks you will need to choose the specific version you prefer – with the drainer on the left or right hand side. Conversely, other sinks are reversible which indicates the drainer can be positioned on either side.

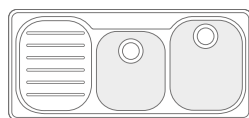
Single Bowl



1½ Bowl



Double Bowl



LHD or RHD indicates whether the drainer on the sink is found to the left or to the right of the main bowl.

LHSB or RHSB for sinks without a drainer but with more than one bowl, this indicates which side the small bowl is positioned.

Plumbing kits



For all single bowl sinks: Siphon 1 Plumbing Kits **PRICE: £27**



For all 1.5 and double bowl sinks: Siphon 2 Plumbing Kits **PRICE: £39**

Franke Siphon Plumbing Kits are designed to assist in optimising the underside of the cabinet space and in many cases provided for better utilisation of under-sink storage, have a manifold with an incline and an air vent for faster water disposal, together with a unique Waste Disposal Unit connector on both models. Made of rigid grey polypropylene, these plumbing kits are the hygienic solution to a Franke sink waste system.

Franke Innovation



Hygienic Overflow

Many Franke sinks come with a Hygienic Overflow. Removal of the logo plate reveals the overflow aperture for hygienic cleaning.

Slimfix®

The Slimfix® technology has enabled Franke designers to reduce the width, depth and profile of the outer rim, resulting in a sink virtually flush with the worktop.



Push-button pop-up waste

A patented push-button system from Franke, the pop-up waste enables you to conveniently empty the bowl without putting your hands in the sink.



Instant Boiling Water Taps

Maris Water Hub is available in a 3-in-1 mechanical or electronic configuration to get cold, hot and 100°C instant boiling water on demand. Select the electronic version, you'll also get the option to upgrade to the 4-in-1 configuration using the additional filtration kit - adding fresh, clean, filtered water on tap.

Active Twist

We've created a tap that works differently; with the ability to not only fill the sink but empty it. Alongside its stylish looks, we've incorporated an innovative special feature that links the tap and sink with a twist dial. See page 160.



Box Center

Kitchen accessories become part of the sink unit and easily accessible. These large bowls are available as inset/ flushmount and undermount options, see pages 46 and 86.



Andy Chef

This compact holder includes a wooden chopping board, a professional chef knife and a strainer bowl and fits perfectly with our Box BXX range of sinks. See page 310.

Franke Rollamat

This handy accessory can be used to drain glasses or crockery, but also doubles as a trivet to protect the work surface from hot, heavy cookware straight from the oven, hob or grill.



ROLLAMAT	COMPATIBLE SINKS	SIZE (mm)	FUN No.	PRICE
Rollamat 30	BFG	298x410	112.0256.867	£96
Rollamat 36		366x326	112.0075.642	£96
Rollamat 40		400x400	112.0050.988	£96
Rollamat 42		468x420	112.0030.882	£96
Rollamat 44		468x440	112.0080.355	£96
Fresno	FSG	220x400	112.0520.938	£96

COLOURLINE WASTE KITS


The ideal fit for our **Fragranite sinks**



Colourline
Return&Recycle



Try out these black waste kits, for a modern aesthetic look in your kitchen. They can be used for colour matching in an all-black sink and tap combination or contrasting colour options, whilst being designed to be easily retro-fitted. Additionally, these are temperature resistant – compatible with 100 degree instantboiling water taps and made from a homogenous material with low scratch visibility.



Matt Black waste kits can be purchased from Franke retailers or our spare parts service centre, Central Services. Simply return the waste contained in your new sink box back to Central Services for a refund.

For full details including Terms & Conditions, visit Central Services/
Franke Accessories (central-servicesuk.co.uk)

Taps worth talking about



Instant boiling water taps

Get instant 100°C water at your fingertips, straight from your kitchen tap, with Franke boiling water taps. Perfect for making drinks or getting meals underway in a flash, they combine safety, stylish design and cutting-edge technology.



Mixer taps

Our wonderful range spans the entire spectrum of design, from traditional to contemporary. Many have features to simplify meal preparation and kitchen tasks so that the everyday can become wonderful.



Filtered water taps

Our Vital and FilterFlow taps deliver hot, cold and filtered water in high style. No need to buy bottled water and you can even do your bit for the environment.

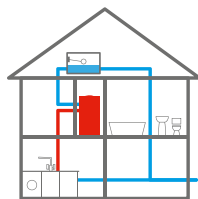
Check if you have high or low pressure water system

If your property has a low pressure water system you will need to check the flow rating of the taps before you make a purchase. If you install a tap with a low flow rating into a low pressure water system you may be disappointed with the flow of water from your tap. In these instances it will be difficult to achieve a suitable mixed flow of water through the tap as the cold mains water is delivered at a higher pressure and will overpower the weaker hot water pressure.

If you have a high pressure system in your home, such as a combi-boiler or pumped system, you should be able to choose from the full range of taps in our range. We recommend that your plumber or installer checks the water pressure in your home before making a purchase.

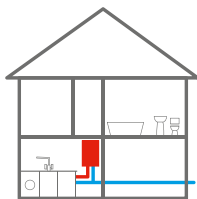


This symbol indicates the tap will work with a low pressure system, delivering at least 4 litres per minute of hot water at 0.3 bar pressure.



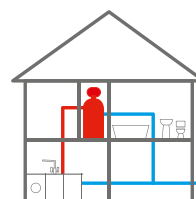
Low pressure (Gravity-fed system)

You have a cold water tank in your attic and a hot water tank in your airing cupboard. You should choose taps which state they are suitable for a low pressure system.



High pressure (Combi-boiler system)

You have a boiler unit but no hot water cylinder. The boiler unit is usually found in the kitchen and delivers hot water on demand. You should be able to choose from most of our taps.



High pressure (Pumped system)

You have a hot water cylinder with an expansion vessel on top (often called MegaFlo), usually found in the airing cupboard, but you do not have a cold water tank. You should be able to choose any of our taps.





Quality

in shining armour.

Beautiful and made for real-life use. Steel represents our kitchen ideal.

The sheer quality of Franke products can be seen and felt. We use AISI 304 18/10 steel, which is produced in Italy and Europe: a choice that reflects our dedication to quality, one of our core priorities over the 100-plus years of our history.

Strong and robust, it maintains its brilliance over time, making it the defining feature of the living spaces in which it is installed.

Its superb technical features ensure that it is always in demand, and highly appreciated by professionals in the haute cuisine sector: furthermore, stainless steel is an extremely hygienic material, and is easy to clean and recyclable. Aesthetically pleasing and functional to use: stainless steel really represents quality in shining armour.

Durable

The specific concentrations of nickel and chrome in AISI 304 18/10 steel render it particularly resistant to extreme temperatures. Its brilliance does not fade over time; on the contrary, its beauty and appeal only increase.

Easy to maintain

Steel is easy to maintain; just a few simple daily steps ensure that it remains a joy to use over time. Skip to the next page for tips on how to take care of Franke steel.

Functional

Steel is the material of choice for kitchen professionals, due to the fact that it is resistant, hygienic and safe. Its non-porous surface is extremely easy to clean.

Sustainable and ecological

An environmentally friendly material that is 100% recyclable, can be sourced from scrap materials, and produced without toxic waste.

Service and support - we're here to help.

**At Franke, we design and manufacture
all our products to work exceptionally well
and last for many, many years to come.**

And to help keep it that way, our expert team are always on hand to service and repair your boiling water taps, waste disposal units and cooker hoods, both in or out of warranty.

Offering **UK-wide coverage**, our technicians can visit any location at your convenience; doing whatever is needed to get things up and running again as soon as they can.

What's more, our consumer care team can provide further After Care service, with spare parts available from our Central Services website.

Guaranteed peace of mind

We're so confident in the quality of our products, that every Franke sink is guaranteed for 50 years, while our waste disposal units are covered for 10 years – more than any other brand.

In addition, all our sinks are fully compliant with **BS EN13310** and all our manufacturing processes are **ISO9001** certified.

Franke taps are guaranteed for 1 year on the finish (5 years for Stainless Steel taps) and 5 years on valve mechanisms and working parts. The guarantee on filtered and instant boiling water taps is shown on the relevant page.

Franke Appliances & Hoods are guaranteed for 2 years. The guarantee covers the cost of parts and labour in the event of a breakdown, caused by mechanical or electrical failure of the appliance.



**50
YEARS**
GUARANTEE



For details on our warranties visit
www.franke.com



For spare parts call **01782 599 258**
or visit **central-servicesuk.co.uk**



To reach our after care team
call **0161 436 6280** or email
ks-info.gb@franke.com





Sinks Overview

Stainless Steel Undermount Sinks

MYTHOS



BXM 210/110-40
p.42



BXM 210/110-50
p.42



BXM 210/110-68
p.42



BWX 120 41-27
p.46



MYX 110 16
p.50



MYX 110 34
p.50



MYX 110 45
p.50



MYX 110 55
p.50



MYX 110 70
p.50



MYX 160 34-16
p.50



MYX 160 50-16
p.50



MYX 120 34-34
p.50

MARIS



MQX 110 50
p.56



MQX 110 82
p.56



MRX 110-19
p.60



MRX 110-34
p.60



MRX 110-45
p.60



MRX 110-55
p.60



MRX 110-70
p.60



MRX 120 34-34
p.60



MRX 160 34-19
p.60



BXX 110 16
p.58



BXX 110 40
p.58



BXX 110 50
p.58



BXX 110 54
p.58



BXX 110 68
p.58



BXX 160 34-16
p.58

SMART



LAX 110 45
p.62



LAX 110 50
p.62



LAX 110 50-41
p.62



LAX 120 45-30
p.62



LAX 160 36-16
p.62



LAX 120 36-36
p.62



ARX 110 17
p.64



ARX 110 17D
p.64



ARX 110 33
p.64



ARX 110 35
p.64



ARX 160
p.64



ARX 160D
p.64

Fragranite Undermount Sinks



FSG 111
p. 68



KNG 110 37
p. 72



KNG 110 52
p. 72



KNG 110 62
p. 72



KNG 120
p. 72



MRG 110-37
p. 76



MRG 110-52
p. 76



MRG 110-72
p. 76



MRG 160-34-15
p. 76

Ceramic Undermount Sinks



KBK 110 40
p. 80



KBK 110 50
p. 80



KBK 160
p. 80



VBK 110 21
p. 82



VBK 110 33
p. 82



VBK 110 50
p. 82



VBK 160
p. 82

Sinks Overview

Stainless Steel Inset Sinks

MYTHOS



BWX 220 54-27
p. 86



BWX 220 41-27
p. 86



MYX 210 34
p. 88



MYX 210-45
p. 88



MYX 210-55
p. 88



MYX 210-70
p. 88

MARIS



MRX 210-19
p. 90



MRX 210-34
p. 90



MRX 210-45
p. 90



MRX 210-55
p. 90



MRX 210-70
p. 91



MRX 220 34-34
p. 91



MRX 260 34-19
p. 91



NEX 211
p. 89



NEX 251
p. 89



MRX 211
p. 92



MRX 251
p. 92



GAX 611
p. 93



GAX 621
p. 93



AGX 611-78
p. 94



AGX 611-86
p. 94



AGX 611-100
p. 94



AGX 651
p. 94



SKX 611-86
p. 96



SKX 651
p. 96



RBX 610
p. 96



AZN 611-86
p. 98



AZN 611-100
p. 98



AZN 651
p. 98

SMART

Fragranite Inset Sinks

Tectonite Inset Sinks

Ceramic Inset Sinks



CNG 611-100
p. 102

CNG 651-100
p. 102



BFG 611-78
p. 106

BFG 611-97
p. 106

BFG 651
p. 106



AZG 611-78
p. 108

AZG 651
p. 108

AZG 621
p. 108



OID 611-94
p. 112

OID 651
p. 112



VBK 710
p. 118



VBK 720
p. 118



AHK 611
p. 116



AHK 651
p. 116



BAK 710
p. 118





Stainless Steel Undermount

42	Mythos Masterpiece
46	Box Center
50	Mythos MYX
56	Maris Quiet
58	Box
60	Maris MRX
62	Largo
64	Ariane

Mythos Masterpiece

Your latest work of art



Bring an elegant, artful look to your kitchen and home with the on-trend metallic colours of our latest Mythos Masterpiece family. A curated selection of bowls including taps, soap dispensers, wastes, overflows and push knob details that blends exceptional aesthetics with uncompromising quality; allowing your kitchen to have a look like no other.

The Mythos Masterpiece collection features sinks, taps and accessories all made with the most premium materials and designed to not only make your kitchen a work of art but also your everyday life easier.



Mythos Masterpiece Tap
Pull-Down Spray. See page 149.



Atlas Neo Soap Dispenser.
See page 158.


Match components in the same shade for...



Overflow



Waste Kit



Rollamat



Strainer
Bowl



Pop-Up Waste

Exclusive to the Mythos Masterpiece bowls



Easy to
clean



Long
durability



Heat
proof

Discover F-Inox, an exclusive Franke coating that groups water molecules and allows you to dry your bowl without ring stains. Water repellent and scratch-resistant, this futuristic coating also fears no boiling water. A real and long-lasting beauty formula that you can appreciate from all our Mythos Masterpiece bowls.

MYTHOS



Includes colour coordinated bottom grid

50
YEARS

FINISH
GUARANTEE

2
YEARS

COATING
GUARANTEE

500

F INOX
TECHNOLOGY

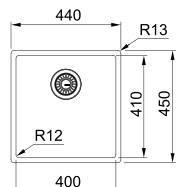


01 02 03 04

Dimensions **440x450mm**
Installation **Utilise template**
Bowl **400x410x200mm**

Recommended Product
Plumbing Kit
Siphon 1 £27
Suggested WDU
Elite Slimline 125 -
see page 304

BXM 210/110-40



Anthracite
+ Waste 127.0674.537
£1159

Copper
+ Waste 127.0674.583
£1159

Gold
+ Waste 127.0674.582
£1159

MYTHOS



Includes colour coordinated bottom grid

50
YEARS

FINISH
GUARANTEE

2
YEARS

COATING
GUARANTEE

600

F INOX
TECHNOLOGY

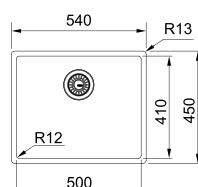


01 02 03 04

Dimensions **540x450mm**
Installation **Utilise template**
Bowl **500x410x200mm**

Recommended Product
Plumbing Kit
Siphon 1 £27
Suggested WDU
Elite Slimline 125 -
see page 304

BXM 210/110-50



Anthracite
+ Waste 127.0672.129
£1262

Copper
+ Waste 127.0674.363
£1262

Gold
+ Waste 127.0674.362
£1262

MYTHOS



Includes colour coordinated bottom grid

50
YEARS

FINISH
GUARANTEE

2
YEARS

COATING
GUARANTEE

800

F INOX
TECHNOLOGY

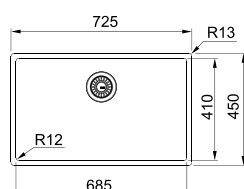


01 02 03 04

Dimensions **725x450mm**
Installation **Utilise template**
Bowl **685x410x200mm**

Recommended Product
Plumbing Kit
Siphon 1 £27
Suggested WDU
Elite Slimline 125 -
see page 304


BXM 210/110-68



Anthracite
+ Waste 127.0674.440
£1478

Copper
+ Waste 127.0674.535
£1478

Gold
+ Waste 127.0674.533
£1478



Get exactly what you need the with our Mythos Masterpiece Premium Pack. This bundle includes the BXM 210/110-68 Anthracite bowl, the compatible Chopping Board, and the dedicated Modular Bottom Grid. This latter accessory comes in handy for its extreme flexibility: use it as further protection or turn it into the best space-saving crockery drying surface, thanks to the included cards.




- Modular Bottom Grid with cards included
- Push knob pop-up waste
- Slim-Top, Flushmount or Undermount installation options

Included Accessories



Bottom Grid















Chopping Board



**Anthracite Premium
BXM 210/110-68**
127.0676.885
£1983

Suggested accessories for the BXM range

	01	02	03	04
Anthracite	 112.0630.204	 112.0630.933	 112.0655.342	 112.0655.239
Copper	 112.0630.186	 112.0630.983	 112.0655.344	 112.0655.341
Gold	 112.0630.208	 112.0630.934	 112.0655.343	 112.0655.240
	Hidden Overflow Kit Contact Central Services on 01782 599258 for alternative overflow kits	Waste Kit Contact Central Services on 01782 599258 for alternative waste kits	Rollamat £179	Strainer Bowl £179

Box Center



Also available in inset/flushmount models - see page 86



GUARANTEE



900



ACCESSORIES

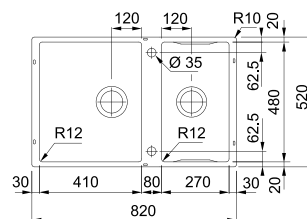


Optional



Suggested WDO
Elite Slimline 125 - see page 304

£1647



01



02



04



05



06



07

Knife set

Mythos Bowls

Precision is more than a detail



With the sophisticated design of Mythos bowls, they integrate themselves perfectly in all environments to satisfy different space and style needs.

With its silhouette created to surprise and enchant, this bowl knows how to unite refined elegance and high functionality so much so it won the IF Design Award 2020.

The variation in its radius enhances its minimalistic characteristics; the extremely fine rim naturally highlights its surfaces; the detailed precision in details is easy on the eye, yet satisfies the desire for practicality and efficiency.

Superior quality certified by Franke's centennial tradition.



Extremely fine rim

The exclusive 6mm border marvellously frames the new Mythos sink, creating a seamless surface.



Different Radii

The upper radius is 25 mm, while the bottom of the bowl radius is 10mm: unique features, that at the same time give its form both beauty and optimal functionality for cleaning the sink.



Waste covers

The flush brushed steel cover integrates itself within the Mythos sink, elegantly hiding waste to ensure maximum formal cleanliness



Accessories

Every detail is designed to make each gesture simple. Creativity and functionality: The secret of Mythos accessories.

Mythos



Also available in inset/flushmount models - see page 88

Suggested Accessories



01
Rollamat
112.0591.081
£96



02
Stainless Steel
Strainer Bowl
112.0659.398
£160



03
Mobile Drainer
112.0602.288
£128



04
Chopping Board
112.0591.082
£128



Icon Semi-Pro
115.0690.598
Matt Black

All prices are inclusive of VAT

MYTHOS

50
YEARS
GUARANTEE



Matt Brushed

300

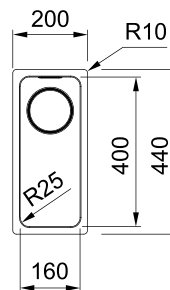


Dimensions **200x440mm**
Installation **Download cut out file**
Bowl **160x400x150mm**

Recommended Product
Plumbing Kit
Siphon 1 £27
Suggested WDU
Elite Slimline 125 - see page 304

MYX 110 16
122.0606.889
£392

01 02 03 04



MYTHOS

50
YEARS
GUARANTEE



Matt Brushed

450

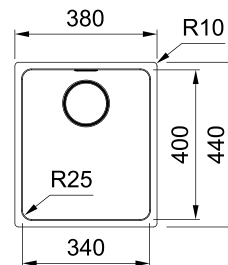


Dimensions **380x440mm**
Installation **Download cut out file**
Bowl **340x400x200mm**

Recommended Product
Plumbing Kit
Siphon 1 £27
Suggested WDU
Elite Slimline 125 - see page 304

MYX 110 34
122.0606.948
£417

01 02 03 04



MYTHOS

50
YEARS
GUARANTEE



Matt Brushed

550

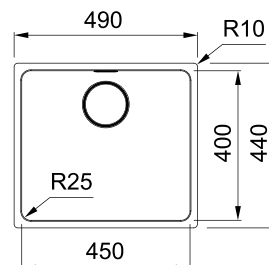


Dimensions **490x440mm**
Installation **Download cut out file**
Bowl **450x400x200mm**

Recommended Product
Plumbing Kit
Siphon 1 £27
Suggested WDU
Elite Slimline 125 - see page 304

MYX 110 45
122.0606.949
£489

01 02 03 04



MYTHOS

50
YEARS
GUARANTEE



Matt Brushed

600

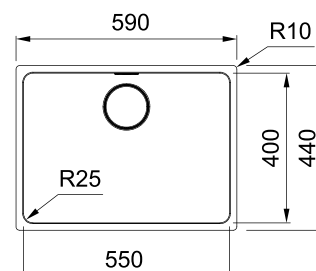


Dimensions **590x440mm**
Installation **Download cut out file**
Bowl **550x400x200mm**

Recommended Product
Plumbing Kit
Siphon 1 £27
Suggested WDU
Elite Slimline 125 - see page 304

MYX 110 55
122.0606.969
£586

01 02 03 04



MYTHOS

50
YEARS
GUARANTEE



Matt Brushed



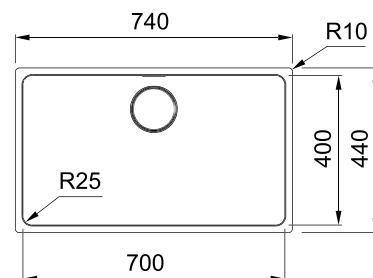
Dimensions **740x440mm**
Installation **Download cut out file**
Bowl **700x400x200mm**

Recommended Product
Plumbing Kit
Siphon 1 £27
Suggested WDU
Elite Slimline 125 - see page 304

MYX 110 70
122.0607.061
£660

01 02 03 04

Mythos



MYTHOS

50
YEARS
GUARANTEE



Matt Brushed

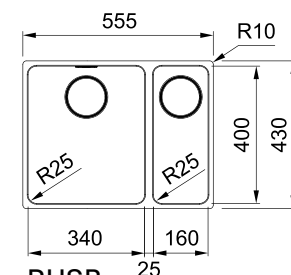


Dimensions **555x430mm**
Installation **Download cut out file**
Bowl **340x400x200mm/**
160x400x150mm

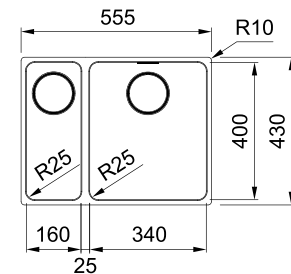
Recommended Product
Plumbing Kit
Siphon 2 £39
Suggested WDU
Elite Slimline 125 - see page 304

MYX 160 34-16
LHSB 122.0607.062
RHSB 122.0607.063
£684

01 02 03 04



RHSB



LHSB

MYTHOS

50
YEARS
GUARANTEE



Matt Brushed

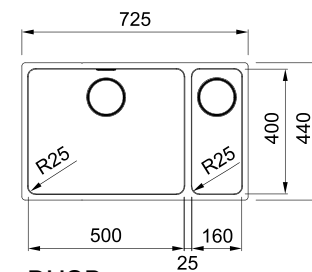


Dimensions **725x440mm**
Installation **Download cut out file**
Bowl **500x400x200mm/**
160x400x150mm

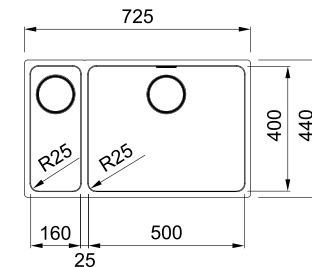
Recommended Product
Plumbing Kit
Siphon 2 £39
Suggested WDU
Elite Slimline 125 - see page 304

MYX 160 50-16
LHSB 122.0606.920
RHSB 122.0607.083
£684

01 02 03 04



RHSB



LHSB

MYTHOS

50
YEARS
GUARANTEE



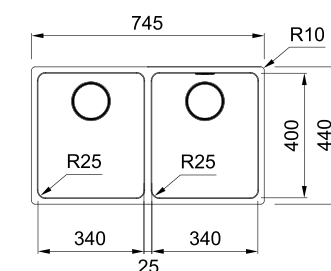
Matt Brushed



Dimensions **745x440mm**
Installation **Download cut out file**
Bowl **340x400x200mm/**
340x400x200mm
Recommended Product
Plumbing Kit
Siphon 2 £39
Suggested WDU
Elite Slimline 125 - see page 304

MYX 120 34-34
122.0607.085
£796

01 02 03 04





Maris

Quiet Bowl

The new size of silence.



Our newest and extra-large stainless-steel Maris Quiet bowl has been designed for you to experience silence and quietness while still going big with your cooking skills and imagination.

This wide single bowl is in fact equipped with our exclusive Quiet Pad System, a double coating pad that reduces noise by 20%. And for you to savour cooking in maximum tranquility, hygiene and safety, the new Maris Quiet comes with an easy-cleaning basket strainer which collects waste.



It dreams big

Big bowl version measures 82 cm.



Silent and beautiful

Equipped with our invisible Quiet Pad anti-noise system to reduce noise up to 20 dB.



Hygienic and safe

Big 7" Waste Kit with basket strainer waste.



Everything flows

Continuous flow of water thanks to the waste collection.



Maris Quiet



NB: A Waste Disposal Unit cannot fit this sink due to the size of the waste.

Suggested Accessories




01

All-In
Please see page 309 to select
a combination of accessories.



115.0653.379
Active L Pull-Out Spray Tap



Quiet Pad System reduces noise
by 25% -20dB noise reduction vs
standard

MARIS

50
YEARS
GUARANTEE

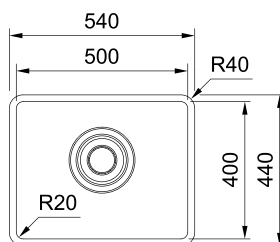


Dimensions **540x440mm**
Installation **See Instruction Booklet**
Bowl **500x400x188mm**

Plumbing Kit
Included

 **Matt Brushed**

Maris Quiet MQX 110 50
122.0694.478
£550



MARIS

50
YEARS
GUARANTEE



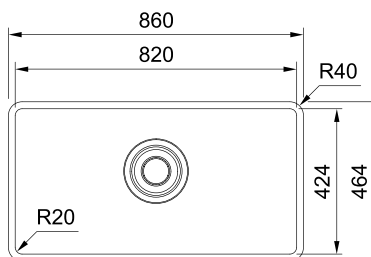
Dimensions **860x460mm**
Installation **See Instruction Booklet**
Bowl **820x424x192mm**

Plumbing Kit
Included

 **Matt Brushed**

JUMBO
SIZED BOWL

Maris Quiet MQX 110 82
122.0694.480
£660



Box

MARIS

50
YEARS
GUARANTEE



Matt Brushed

300



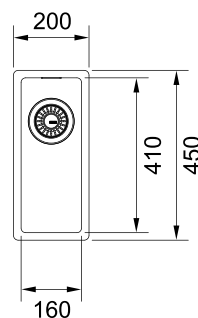
Optional

Dimensions **200x450mm**
Installation **Utilise template**
Bowl **160x410x140mm**

Recommended Product
Plumbing Kit
Siphon 1 £27
Suggested WDU
Elite Slimline 75 - see page 304

BXX 110 16
127.0371.512
£363

01 02 03 04 05



MARIS

50
YEARS
GUARANTEE



Matt Brushed

500



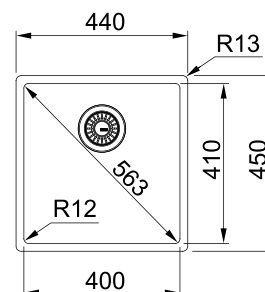
Optional

Dimensions **440x450mm**
Installation **Utilise template**
Bowl **400x410x200mm**

Recommended Product
Plumbing Kit
Siphon 1 £27
Suggested WDU
Elite Slimline 75 - see page 304

BXX 110 40
127.0369.215
£411

01 02 03 04 05



MARIS

50
YEARS
GUARANTEE



Matt Brushed

600



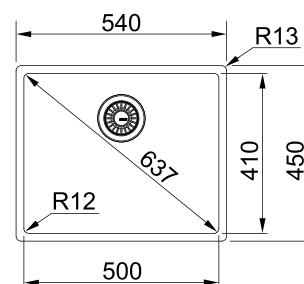
Optional

Dimensions **540x450mm**
Installation **Download cut out file**
Bowl **500x410x200mm**

Recommended Product
Plumbing Kit
Siphon 1 £27
Suggested WDU
Elite Slimline 75 - see page 304

BXX 110 50
127.0369.282
£436

01 02 03 04 05



MARIS

50
YEARS
GUARANTEE



Matt Brushed



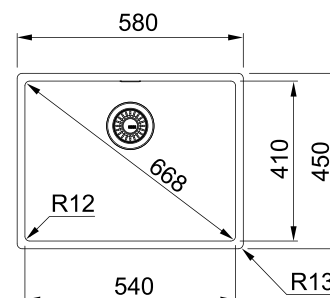
Optional

Dimensions **580x450mm**
Installation **Utilise template**
Bowl **540x410x200mm**

Recommended Product
Plumbing Kit
Siphon 1 £27
Suggested WDU
Elite Slimline 75 - see page 304

BXX 110 54
127.0371.513
£449

01 02 03 04 05



MARIS

50
YEARS
GUARANTEE



Matt Brushed



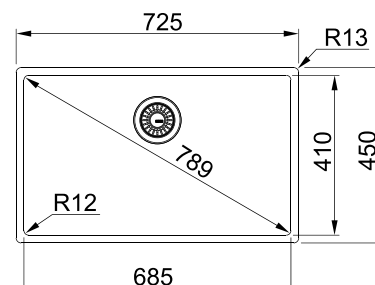
Optional

Dimensions **725x450mm**
Installation **Utilise template**
Bowl **685x410x200mm**

Recommended Product
Plumbing Kit
Siphon 1 £27
Suggested WDU
Elite Slimline 75 - see page 304

BXX 110 68
127.0369.284
£496

01 02 03 04 05



MARIS

50
YEARS
GUARANTEE



Matt Brushed



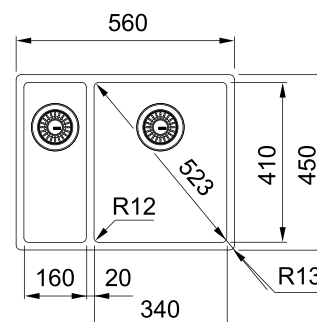
Optional

Dimensions **560x450mm**
Installation **Utilise template**
Bowl **340x410x200mm/**
160x410x140mm

Recommended Product
Plumbing Kit
Siphon 2 £39
Suggested WDU
Elite Slimline 75 - see page 304

BXX 160 34-16
LHSB 127.0369.916
£584

01 02 03 04 05



Suggested Accessories



01

Rollamat 44
112.0080.355
£96



02

Stainless Steel Strainer Bowl
112.0394.981
£144



03

Mobile Drainer
112.0188.651
£132



04

Chopping Board
112.0539.134
£93



05

Andy Chef Please see page 311
for more information
112.0619.946
£316

MARIS

50
YEARS
GUARANTEE

Matt Brushed

300



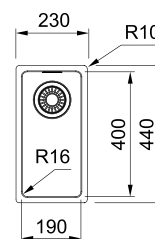
Dimensions **230x440mm**
Installation **See Instruction Booklet**
Bowl **190x400x130mm**

Recommended Product
Plumbing Kit
Siphon 1 £27
Suggested WDU
Elite Slimline 75 - see page 304

MRX 210-19
127.0553.950
£260

01 02 03

These sinks can be installed as inset or undermount. If fitting as an undermount please ensure the clips provided in the box are used.
See also page 90



MARIS

50
YEARS
GUARANTEE

Matt Brushed

450

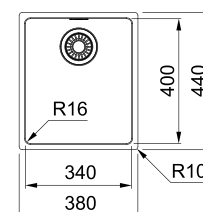


Dimensions **380x440mm**
Installation **See Instruction Booklet**
Bowl **340x400x180mm**

Recommended Product
Plumbing Kit
Siphon 1 £27
Suggested WDU
Elite Slimline 75 - see page 304

MRX 210-34
127.0531.915
£353

01 02 03



MARIS

50
YEARS
GUARANTEE

Matt Brushed

500

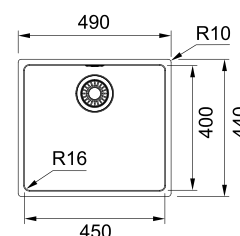


Dimensions **490x440mm**
Installation **See Instruction Booklet**
Bowl **450x400x180mm**

Recommended Product
Plumbing Kit
Siphon 1 £27
Suggested WDU
Elite Slimline 75 - see page 304

MRX 210-45
127.0553.961
£360

01 02 03



MARIS

50
YEARS
GUARANTEE

Matt Brushed

600

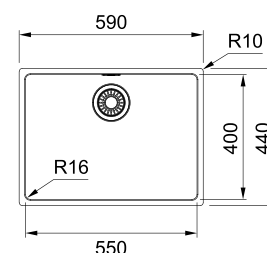


Dimensions **590x440mm**
Installation **See Instruction Booklet**
Bowl **550x400x180mm**

Recommended Product
Plumbing Kit
Siphon 1 £27
Suggested WDU
Elite Slimline 75 - see page 304

MRX 210-55
127.0637.544
£448

01 02 03



All prices are inclusive of VAT

MARIS

50
YEARS
GUARANTEE



Dimensions **740x440mm**
Installation **See Instruction Booklet**
Bowl **700x400x180mm**

Recommended Product
Plumbing Kit
Siphon 1 £27
Suggested WDU
Elite Slimline 75 - see page 304



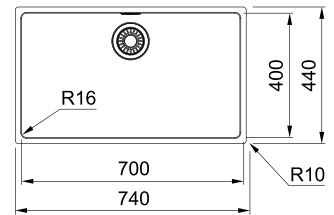
Matt Brushed

800



MRX 210-70
127.0531.916
£592

01 02 03



MARIS

50
YEARS
GUARANTEE



Dimensions **745x440mm**
Installation **See Instruction Booklet**
Bowl **340x400x180mm/**
340x400x180mm

Recommended Product
Plumbing Kit
Siphon 2 £39
Suggested WDU
Elite Slimline 75 - see page 304



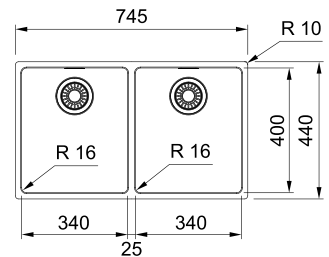
Matt Brushed

800



MRX 220 34-34
127.0637.541
£646

01 02 03



MARIS

50
YEARS
GUARANTEE



Dimensions **595x440mm**
Installation **See Instruction Booklet**
Bowl **340x400x180mm/**
190x400x130mm

Recommended Product
Plumbing Kit
Siphon 2 £39
Suggested WDU
Elite Slimline 75 - see page 304



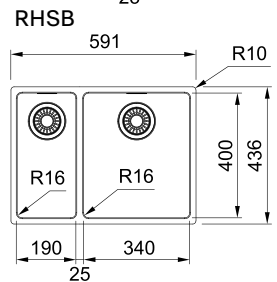
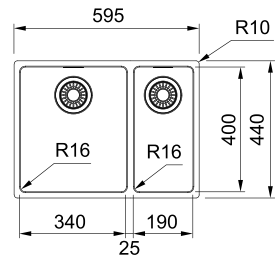
Matt Brushed

800



MRX 260 34-19
LHSB 127.0637.546
RHSB 127.0637.547
£646

01 02 03



LHSB

Suggested Accessories



All-In
Please see page 309 to select
a combination of accessories.



Rollamat 40
112.0050.988
£96




Mobile Drainer (342x430mm)
112.0188.651
£132

Largo

SMART



50
YEARS
GUARANTEE



Silk

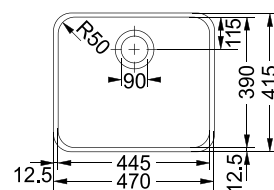


Dimensions **470x415mm**
Installation **Utilise template**
Bowl **445x390x175mm**

Recommended Product
Plumbing Kit
Siphon 1 £27
Suggested WDU
Elite Slimline 50 - see page 304

LAX 110 45
122.0066.736
£314


01 02 04



SMART



50
YEARS
GUARANTEE



Silk

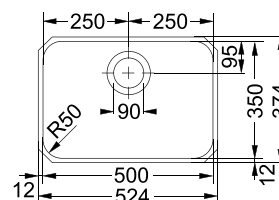


Dimensions **524x374mm**
Installation **Utilise template**
Bowl **500x350x180mm**

Recommended Product
Plumbing Kit
Siphon 1 £27
Suggested WDU
Elite Slimline 50 - see page 304

LAX 110 50
122.0181.453
£400


01 02 04



SMART



50
YEARS
GUARANTEE



Silk

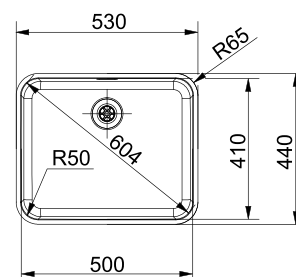


Dimensions **530x440mm**
Installation **Utilise template**
Bowl **500x410x175mm**

Recommended Product
Plumbing Kit
Siphon 1 £27
Suggested WDU
Elite Slimline 50 - see page 304

LAX 110 50-41
122.0250.208
£416

01 02 04



Suggested Accessories



All-In
Please see page 309 to select
a combination of accessories.

62



Rollamat 40
112.0050.988
£96



Mobile Drainer (342x430mm)
112.0188.651
£132



Mobile Drainer (333x417mm)
112.0188.653
£132

All prices are inclusive of VAT

SMART

50
YEARS
GUARANTEE



Silk

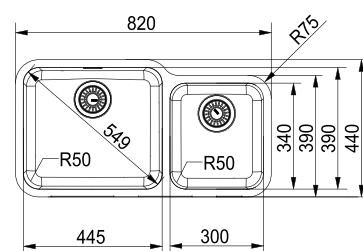


Dimensions **820x440mm**
Installation **Utilise template**
Bowl **445x390x175mm/**
300x340x160mm

Recommended Product
Plumbing Kit
Siphon 2 £39
Suggested WDU
Elite Slimline 50 - see page 304

LAX 120 45-30
RHSB 122.0156.343
£508

01 02 03



SMART

50
YEARS
GUARANTEE



Silk

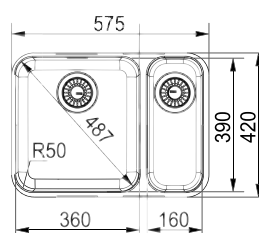


Dimensions **575x420mm**
Installation **Utilise template**
Bowl **360x390x175mm/**
160x390x120mm

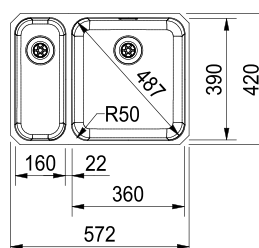
Recommended Product
Plumbing Kit
Siphon 2 £39
Suggested WDU
Elite Slimline 50 - see page 304

LAX 160 36-16
LHSB 122.0156.345
RHSB 122.0156.346
£523

01 02 03



RHSB



LHSB

SMART

50
YEARS
GUARANTEE



Silk

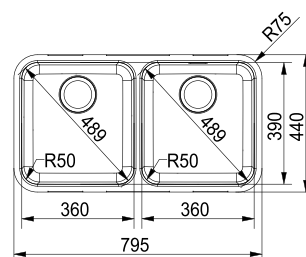


Dimensions **795x440mm**
Installation **Download cut out file**
Bowl **360x390x175mm/**
360x390x175 mm

Recommended Product
Plumbing Kit
Siphon 2 £39
Suggested WDU
Elite Slimline 50 - see page 304

LAX 120 36-36
122.0156.181
£526

01 02 03




Ariane

SMART



50 YEARS
GUARANTEE



Silk

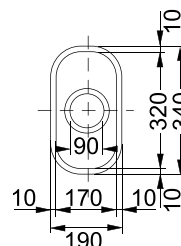


Dimensions **190x340mm**
Installation **Utilise template**
Bowl **170x320x120mm**

Recommended Product
Plumbing Kit
Siphon 1 £27
Suggested WDU
Elite Slimline 50 - see page 304

ARX 110 17
112.0154.911
£230


01 02



SMART



50 YEARS
GUARANTEE



Silk

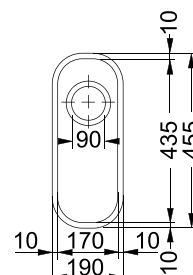


Dimensions **190x455mm**
Installation **Utilise template**
Bowl **170x435x130mm**

Recommended Product
Plumbing Kit
Siphon 1 £27
Suggested WDU
Elite Slimline 50 - see page 304

ARX 110 17D
112.0154.958
£308


01 02



SMART



50 YEARS
GUARANTEE



Silk

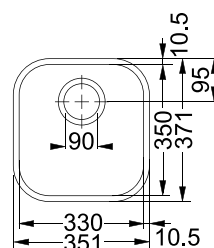


Dimensions **351x371mm**
Installation **Utilise template**
Bowl **330x350x160mm**

Recommended Product
Plumbing Kit
Siphon 1 £27
Suggested WDU
Elite Slimline 50 - see page 304

ARX 110 33
122.0154.919
£246

01 02



Suggested Accessories



All-In
Please see page 309 to select
a combination of accessories.

64



Rollamat 40
112.0050.988
£96

All prices are inclusive of VAT

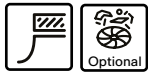
SMART

50
YEARS
GUARANTEE



Silk

500

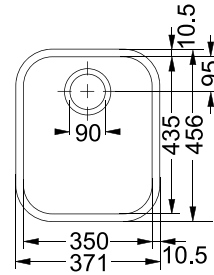


Optional

Dimensions **371x456mm**
Installation **Utilise template**
Bowl **350x435x175mm**

Recommended Product
Plumbing Kit
Siphon 1 £27
Suggested WDU
Elite Slimline 50 - see page 304


ARX 110 35
122.0154.915
£308



01 02

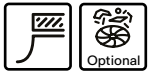
SMART

50
YEARS
GUARANTEE



Silk

600



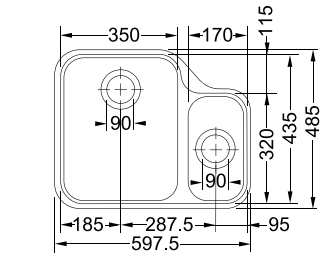
Optional

Dimensions **598x485mm**
Installation **Utilise template**
Bowl **350x435x175mm/**
170x320x120mm

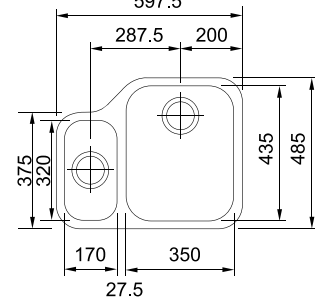
Recommended Product
Plumbing Kit
Siphon 2 £39
Suggested WDU
Elite Slimline 50 - see page 304

ARX 160
LHSB 122.0154.926
RHSB 122.0154.935
£463

01 02



RHSB



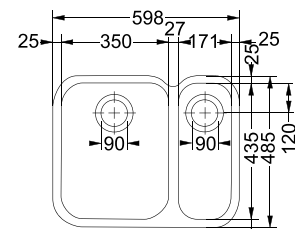
LHSB

Dimensions **598x485mm**
Installation **Utilise template**
Bowl **350x435x175mm/**
170x435x130mm

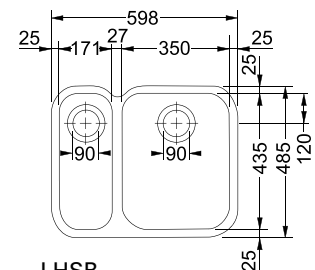
Recommended Product
Plumbing Kit
Siphon 2 £39
Suggested WDU
Elite Slimline 50 - see page 304

ARX 160D
LHSB 122.0154.950
RHSB 122.0154.946
£540

01 02




RHSB



LHSB

SMART

50
YEARS
GUARANTEE



Silk

600



Optional



Fragran ite Under mount

68

72

74

Fresno

Kubus

Maris






Fresno



Included Accessories



01
Rollamat FSG

Suggested Accessories



02
Stainless Steel Strainer Bowl
112.0066.060
£144



115.0666.438
Eos Neo Pull Down Spray
in Industrial Black

Polar White
135.0633.439
£618

Stone Grey
135.0633.437
£618


Matt Black
135.0633.440
£618

MYTHOS

50
YEARS
GUARANTEE

900
↔

FSG 111
Reversible



01

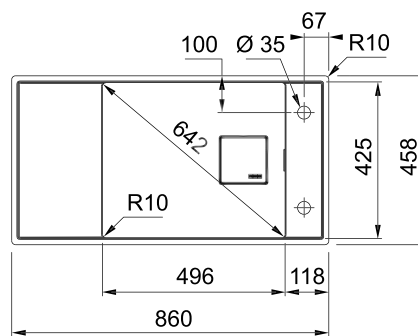
02

Please note:

We would recommend that side lever style taps are fitted with this sink, given the position of the tap platform.


Dimensions **860x458mm**
Installation **See instruction booklet**
Bowl **500x425x215mm**

Recommended Product
Plumbing Kit
Siphon 1 £27
Suggested WDU
Elite Slimline 125 - see page 304



Fragranite Slate Grey

Let your kitchen come alive with colour



Fragranite Slate Grey is the new Franke colour option that seamlessly complements various living styles, allowing you to colour co-ordinate or interplay contrasts for a striking kitchen aesthetic that reflects you. Inspired by the latest indoor architecture trends currently embraced by designers, you can be sure to create a quality kitchen environment featuring strong character that also composes an elegant harmony throughout.



To all tastes

New Fragranite Slate Grey represents a warm but intense colour choice that contrasts well with whites, lighter greys and light wood decors for worktops, while also offering an alternative for those who do not like dominant black elements in their kitchen. Available for all Franke Fragranite sinks and bowls.

Details are everything

With a light texture offering a natural look and a pleasant feel to the touch, this highly versatile solution can easily be combined with metallic surfaces and fittings, suiting a range of kitchens from industrial to country.

Made for life

Long-lasting durable design allows heavy daily usage without scratches, discolouration or heat damage. Not only that, a Sanitized® treatment ensures maximum everyday hygiene while an easy cleaning surface provides the best convenience possible.



Kubus



Suggested Accessories



01
Rollamat
112.0256.867
£96

72



02
Stainless Steel
Strainer Bowl
112.0066.060
£144



03
KNG Chopping
Board
112.0654.748
£82



115.0638.826
Atlas Neo Sensor Tap
in Chrome

All prices are inclusive of VAT

MYTHOS

01
02
03

50
YEARS
GUARANTEE

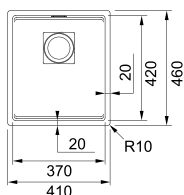
450

KNG 110 37



Dimensions **410x460mm**
Installation **See Instruction Booklet**
Bowl **370x420x200mm**

Recommended Product
Plumbing Kit
Siphon 1 £27
Suggested WDU
Elite Slimline 125 - see page 304



NEW

Polar White
125.0633.731
£530

Stone Grey
125.0633.733
£530

Slate Grey
125.0714.463
£530

Matt Black
125.0630.441
£530

MYTHOS

01
02
03

50
YEARS
GUARANTEE

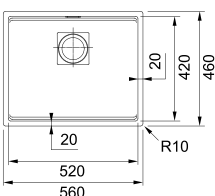
600

KNG 110 52



Dimensions **560x460mm**
Installation **See Instruction Booklet**
Bowl **520x420x200mm**

Recommended Product
Plumbing Kit
Siphon 1 £27
Suggested WDU
Elite Slimline 125 - see page 304



NEW

Polar White
125.0633.725
£602

Stone Grey
125.0633.728
£602

Slate Grey
125.0714.464
£602

Matt Black
125.0630.442
£602

MYTHOS

01
02
03

50
YEARS
GUARANTEE

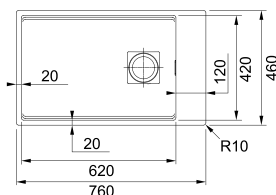
800

KNG 110 62



Dimensions **760x460mm**
Installation **See Instruction Booklet**
Bowl **620x420x200mm**

Recommended Product
Plumbing Kit
Siphon 1 £27
Suggested WDU
Elite Slimline 125 - see page 304



NEW

Polar White
125.0633.721
£655

Stone Grey
125.0633.723
£655

Slate Grey
125.0714.465
£655

Matt Black
125.0630.443
£655

Please note:

We would recommend that side lever style taps are fitted with this sink, given the position of the tap platform.

MYTHOS

01
02
03

50
YEARS
GUARANTEE

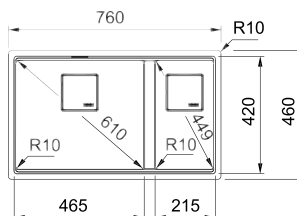
800

KNG 120



Dimensions **760x460mm**
Installation **See Instruction Booklet**
Bowl **465x420x200mm/**
215x420x200

Recommended Product
Plumbing Kit
Siphon 2 £39
Suggested WDU
Elite Slimline 125 - see page 304



NEW

Polar White
125.0633.285
£697

Stone Grey
125.0633.287
£697

Slate Grey
125.0714.465
£697

Matt Black
125.0630.444
£697

Fragranite Maris Bowl

Spectacularly big.



A bowl that satisfies all round

Guests are about to arrive, dinner is set, the show is almost on, but you need space to unleash your creativity and be organised. And here's when the Maris Fraganite Bowl comes to the rescue. It is so spectacularly big that can easily fit baking trays, pots and pans to be washed with maximum ease. Plus, it is made of our exclusive Fraganite, a material able to last a lifetime, resist heat, easy to sanitise and helps prevent bacteria growth.



Match to your kitchen

The Maris Fraganite bowl is the ultimate improvement to your kitchen. Our products offer modern looks, clever functions and plenty of space – they combine design and functionality. With a Maris bowl you have a product that simply fits and creates a lot of pleasure and convenience.



A perfectly finished bowl

Our bowls are beautifully designed minimalist objects that will blend into your kitchen and simply belong. Moreover, the bowls are offered with a drain cover and hidden overflow.



Delightfully long-lasting

The bowl includes quartz, one of the hardest materials known to man, and is resistant to temperatures up to 280° C*. It's also resilient to impact and thermal shock, and also scratch-resistant.

Amazingly hygienic

What would a bowl be if it wasn't easy to clean? Our bowls are simple to wash and particularly hygienic because they are enhanced with Sanitized, a material that reduces the growth of bacteria and microbes by 99%.





Maris



Suggested Accessories



01
All-In
Please see page 309 to select
a combination of accessories.



02
Rollamat 40
112.0050.988
£96



03
Mobile Drainer
112.0188.651
£132



115.0653.371
**Active L Spout Dual Spray
Pull Out Tap in Matt Black**

Colourline
Return&Recycle



Matt Black waste kits are available to purchase from Central Services.

Return the waste contained in the sink box to Central Services for a refund. For full details, see page 30.

All prices are inclusive of VAT

MARIS

01
02
0350
YEARS

GUARANTEE

450
↔

MRG 110-37



Dimensions **403x433mm**
Installation **See instruction booklet**
Bowl **370x400x200mm**

Recommended Product

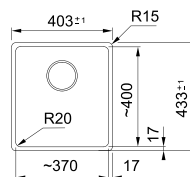
Plumbing Kit

Siphon 1 £27

Suggested WDU

Elite Slimline 75

- see page 304



NEW

Polar White

125.0688.500

£478**Coffee**

125.0688.501

£478**Oyster**

125.0688.502

£478**Stone Grey**

125.0688.499

£478**Slate Grey**

125.0714.458

£478**Matt Black**

125.0688.503

£478

MARIS

01
02
0350
YEARS

GUARANTEE

600
↔

MRG 110-52



Dimensions **553x433mm**
Installation **See instruction booklet**
Bowl **520x400x200mm**

Recommended Product

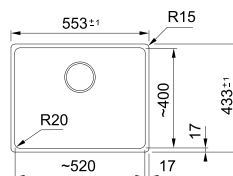
Plumbing Kit

Siphon 1 £27

Suggested WDU

Elite Slimline 75

- see page 304



NEW

Polar White

125.0688.505

£541**Coffee**

125.0688.506

£541**Oyster**

125.0688.507

£541**Stone Grey**

125.0688.504

£541**Slate Grey**

125.0714.459

£541**Matt Black**

125.0688.508

£541

MARIS

01
02
0350
YEARS

GUARANTEE

800
↔

MRG 110-72



Dimensions **753x433mm**
Installation **See instruction booklet**
Bowl **720x400x200mm**

Recommended Product

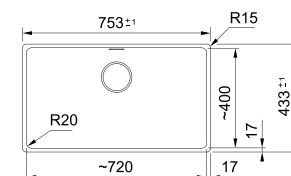
Plumbing Kit

Siphon 1 £27

Suggested WDU

Elite Slimline 75

- see page 304



NEW

Polar White

125.0688.510

£639**Coffee**

125.0688.511

£639**Oyster**

125.0688.512

£639**Stone Grey**

125.0688.509

£639**Slate Grey**

125.0714.460

£639**Matt Black**

125.0688.513

£639

MARIS

01
02
0350
YEARS

GUARANTEE

600
↔

MRG 160 34-15



Dimensions **553x433mm**
Installation **See instruction booklet**
Bowl **340x400x200mm/**
150x400x150mm

Recommended Product

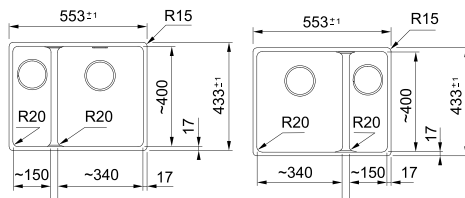
Plumbing Kit

Siphon 2 £39

Suggested WDU

Elite Slimline 75

- see page 304



LHSB

RHSB

NEW

Polar White

LHSB 125.0688.515

RHSB 125.0688.520

£630**Coffee**

LHSB 125.0688.516

RHSB 125.0688.521

£630**Oyster**

LHSB 125.0688.517

RHSB 125.0688.522

£630**Stone Grey**

LHSB 125.0688.514

RHSB 125.0688.519

£630**Slate Grey**

LHSB 125.0714.461

RHSB 125.0714.462

£630**Matt Black**

LHSB 125.0688.518

RHSB 125.0688.523

£630

www.franke.com 77



A vertical strip on the left side of the page showing a kitchen scene: a stone wall, a window with a dark frame, a black ceramic sink, and a wooden countertop with green vegetables and a patterned cloth.

Ceramic Under mount

80

Kubus

82

Franke by V&B

Ceramic sink measurements may vary +/-1% due to the firing process. We recommend that the sink should be used as a template in all cases.

Extended flange required if installing a waste disposal unit*- see page 300

Kubus



Suggested Accessories



01

Rollamat 40
112.0050.988
£96

MARIS

01

50
YEARS
GUARANTEE

500
↔



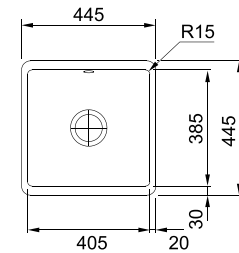
KBK 110 40



Dimensions **445x445mm**
Installation **See instruction booklet**
Bowl **405x385x175mm**

Recommended Product
Plumbing Kit
Siphon 1 £27
Suggested WDU
Elite Slimline 75
- see page 304

Gloss White
126.0438.430
£596
Graphite
126.0532.320
£596



MARIS

01

50
YEARS
GUARANTEE

600
↔



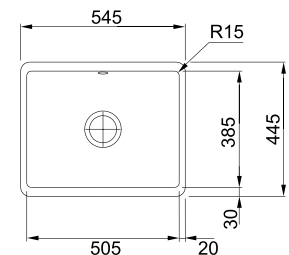
KBK 110 50



Dimensions **545x445mm**
Installation **See instruction booklet**
Bowl **505x385x185mm**

Recommended Product
Plumbing Kit
Siphon 1 £27
Suggested WDU
Elite Slimline 75
- see page 304

Gloss White
126.0438.483
£710
Graphite
126.0532.322
£710




MARIS

01

50
YEARS
GUARANTEE

600
↔



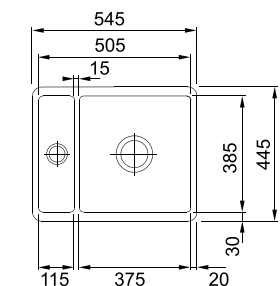
KBK 160



Dimensions **545x445mm**
Installation **See instruction booklet**
Bowl **375x385x185mm/**
115x385x115mm

Recommended Product
Plumbing Kit
Siphon 2 £39
Suggested WDU
Elite Slimline 75
- see page 304

Gloss White
126.0438.484
£799
Graphite
126.0532.323
£799



Franke by V&B



Suggested Accessories



01
Rollamat 40
112.0050.988
£96

FRANKE
by
Villeroy & Boch

MARIS

01

50
YEARS
GUARANTEE



400

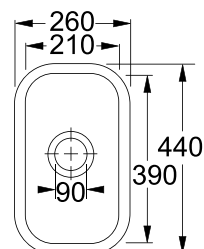


Dimensions **260x440mm**
Installation **Utilise template**
Bowl **210x390x180mm**

Recommended Product
Plumbing Kit
Siphon 1 £27
Suggested WDU
Elite Slimline 75 - see page 304

VBK 110 21
126.0381.816
£435

Gloss White



MARIS

01

50
YEARS
GUARANTEE



450

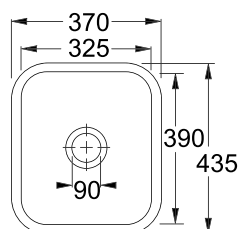


Dimensions **370x435mm**
Installation **Utilise template**
Bowl **325x390x175mm**

Recommended Product
Plumbing Kit
Siphon 1 £27
Suggested WDU
Elite Slimline 75 - see page 304

VBK 110 33
126.0381.820
£562

Gloss White



MARIS

01

50
YEARS
GUARANTEE



600

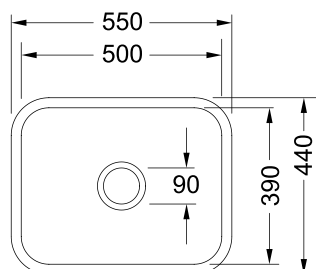


Dimensions **550x440mm**
Installation **Utilise template**
Bowl **500x390x200mm**

Recommended Product
Plumbing Kit
Siphon 1 £27
Suggested WDU
Elite Slimline 75 - see page 304

VBK 110 50
126.0381.823
£634

Gloss White



MARIS

01

50
YEARS
GUARANTEE



600

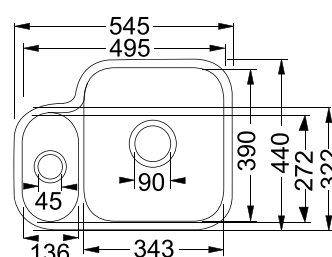


Dimensions **545x440mm**
Installation **Utilise template**
Bowl **343x390x173mm/**
136x272x103mm

Recommended Product
Plumbing Kit
Siphon 2 £39
Suggested WDU
Elite Slimline 75 - see page 304

VBK 160
LHSB 126.0381.814
£751

Gloss White







Stainless Steel Inset Sinks

86	Box Center
88	Mythos
89	Neptune
90	Maris MRX
92	Maris
93	Galassia
94	Argos
96	Spark
96	Rotondo
98	Antea

Box Center



Also available in undermount models - see page 46



MYTHOS

50
YEARS
GUARANTEE



Matt
Brushed

Note: Accessories fit laterally
across the main bowl

900



Dimensions **860x510mm**
Installation **840x490mm cr=10 (inset)**
862x512mm cr=11 (flushmount)
Bowl **540x410x200mm/**
270x480x200mm

Recommended Product

Plumbing Kit

Siphon 2 £39

Suggested WDU

Elite Slimline 125 - see page 304

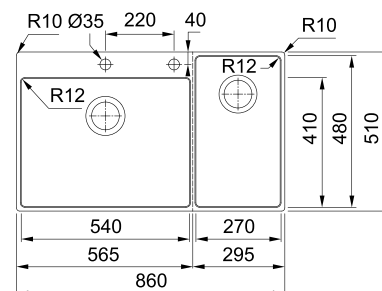
BWX 220 54-27

LHSB 127.0570.616

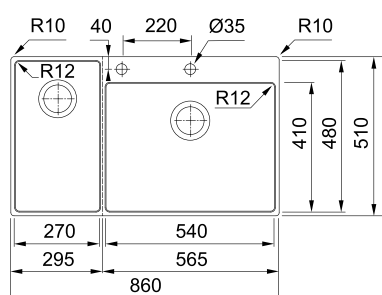
RHSB 127.0570.617

£1798

01 02 03 04 05 06 07



RHSB



LHSB

MYTHOS

50
YEARS
GUARANTEE



Matt
Brushed

900



Dimensions **790x510mm**
Installation **770x490mm cr=10 (inset)**
792x512mm cr=11 (flushmount)
Bowl **410x480x200mm/**
270x480x200mm

Recommended Product

Plumbing Kit

Siphon 2 £39

Suggested WDU

Elite Slimline 125 - see page 304

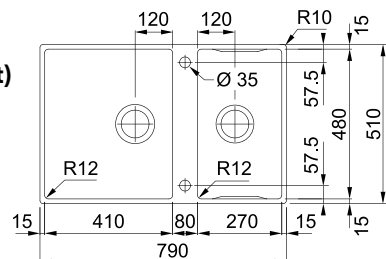
BWX 220 41-27

127.0611.736

Reversible

£1896

01 02 03 04 05 06 07



Accessories included with Box Center BWX 220 54-27 and BWX 220 41-27



01

Stainless Steel
Strainer Bowl



02

Food Preparation
Platter



03

Frame Cover



04

Wire Rack



05

Chopping
Board



06

Knife Holder



07

Knife set

MYTHOS

50
YEARS
GUARANTEE



Matt
Brushed

450



Dimensions **352x412mm**
Installation **Utilise template**
Bowl **340x400x200mm**

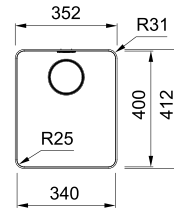
Recommended Product
Plumbing Kit
Siphon 1 £27
Suggested WDU
Elite Slimline 125-See page 304

MYX 210-34
127.0607.087
£466

01 02 03

Mythos

Also available as
undermount - see page 50



MYTHOS

50
YEARS
GUARANTEE



Matt
Brushed

500

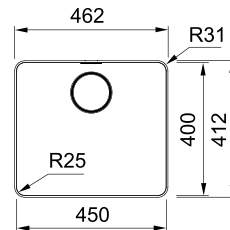


Dimensions **462x412mm**
Installation **Utilise template**
Bowl **450x400x200mm**

Recommended Product
Plumbing Kit
Siphon 1 £27
Suggested WDU
Elite Slimline 125-See page 304

MYX 210-45
127.0607.088
£544

01 02 03



MYTHOS

50
YEARS
GUARANTEE



Matt
Brushed

600

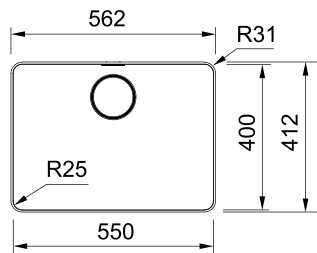


Dimensions **562x412mm**
Installation **Utilise template**
Bowl **550x400x200mm**

Recommended Product
Plumbing Kit
Siphon 1 £27
Suggested WDU
Elite Slimline 125-See page 304

MYX 210-55
127.0607.101
£655

01 02 03



MYTHOS

50
YEARS
GUARANTEE



Matt
Brushed

800

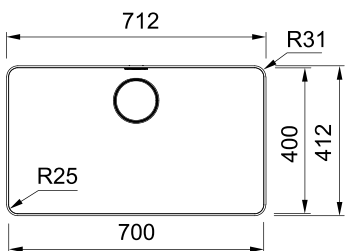


Dimensions **712x412mm**
Installation **Utilise template**
Bowl **700x400x200mm**

Recommended Product
Plumbing Kit
Siphon 1 £27
Suggested WDU
Elite Slimline 125-See page 304

MYX 210-70
127.0607.102
£737

01 02 03



Suggested Accessories



01

Rollamat
112.0591.081
£96



02

**Stainless Steel
Strainer Bowl**
112.0659.398
£160



03

Mobile Drainer
112.0602.288
£128

MARIS

50
YEARS
GUARANTEE



Silk

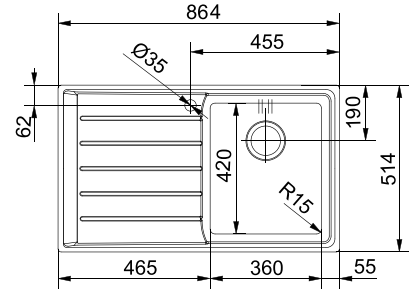


Optional

Dimensions **864x514mm**
Installation **855x506mm cr=20**
Bowl **360x420x190mm**


Recommended Product
Plumbing Kit
Siphon 1 £27
Suggested WDU
Elite Slimline 75-See page 304

NEX 211
LHD 127.0059.655
RHD 127.0059.654
£438



MARIS

50
YEARS
GUARANTEE



Silk

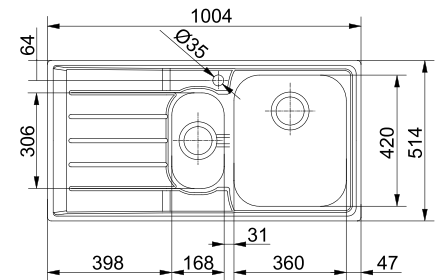


Optional

Dimensions **1004x514mm**
Installation **995x506mm cr=20**
Bowl **360x420x190mm/**
168x306x130mm

Recommended Product
Plumbing Kit
Siphon 2 £39
Suggested WDU
Elite Slimline 75-See page 304

NEX 251
LHD 127.0059.717
RHD 127.0059.658
£519



01 02 03

Suggested Accessories



All-In
Please see page 309 to select
a combination of accessories.



Rollamat 44
112.0080.355
£96



Stainless Steel Strainer Bowl
112.0040.691
£74

MARIS

50
YEARS
GUARANTEE

Matt Brushed

300



MARIS

50
YEARS
GUARANTEE

Matt Brushed

450



MARIS

50
YEARS
GUARANTEE

Matt Brushed

500



MARIS

50
YEARS
GUARANTEE

Matt Brushed

600
90

Dimensions **230x440mm**
Installation **Utilise template**
Bowl **190x400x130mm**

Recommended Product
Plumbing Kit
Siphon 1 £27
Suggested WDU
Elite Slimline 75 - see page 304

MRX 210-19
127.0553.950
£260

01 02 03

Dimensions **380x440mm**
Installation **Utilise template**
Bowl **340x400x180mm**

Recommended Product
Plumbing Kit
Siphon 1 £27
Suggested WDU
Elite Slimline 75 - see page 304

MRX 210-34
127.0531.915
£353

01 02 03

Dimensions **490x440mm**
Installation **Utilise template**
Bowl **450x400x180mm**

Recommended Product
Plumbing Kit
Siphon 1 £27
Suggested WDU
Elite Slimline 75 - see page 304

MRX 210-45
122.0553.961
£360

01 02 03

Dimensions **590x440mm**
Installation **Utilise template**
Bowl **550x400x180mm**

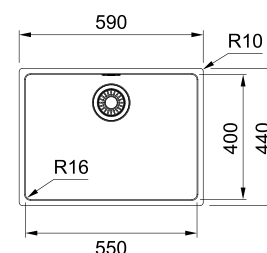
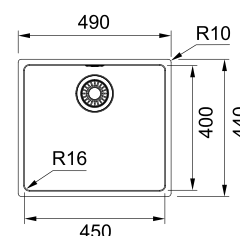
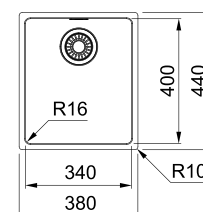
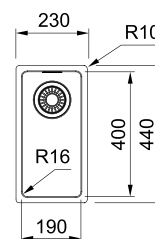
Recommended Product
Plumbing Kit
Siphon 1 £27
Suggested WDU
Elite Slimline 75 - see page 304

MRX 210-55
127.0637.544
£448

01 02 03

Maris

These sinks can be installed as inset or undermount. If fitting as an undermount please ensure the clips provided in the box are used. See also page 60



All prices are inclusive of VAT

MARIS

50
YEARS
GUARANTEE



Dimensions **740x440mm**
Installation **Utilise template**
Bowl **700x400x180mm**

Recommended Product
Plumbing Kit
Siphon 1 £27
Suggested WDU
Elite Slimline 75 - see page 304



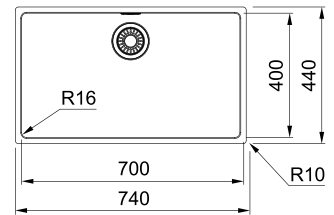
Matt Brushed

800



MRX 210-70
122.0531.916
£592

01 02 03



MARIS

50
YEARS
GUARANTEE



Dimensions **745x440mm**
Installation **Utilise template**
Bowl **340x400x180mm/**
340x400x180mm

Recommended Product
Plumbing Kit
Siphon 2 £39
Suggested WDU
Elite Slimline 75 - see page 304



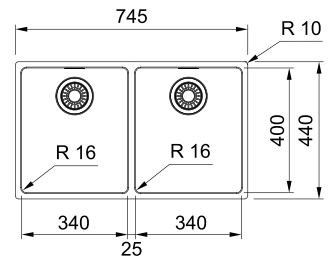
Matt Brushed

800



MRX 220 34-34
127.0637.541
£646

01 02 03



MARIS

50
YEARS
GUARANTEE



Dimensions **595x440mm**
Installation **Utilise template**
Bowl **340x400x180mm/**
190x400x130mm

Recommended Product
Plumbing Kit
Siphon 2 £39
Suggested WDU
Elite Slimline 75 - see page 304



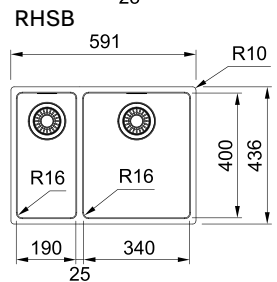
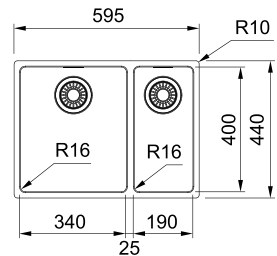
Matt Brushed

800



MRX 260 34-19
LHSB 127.0637.546
RHSB 127.0637.547
£646

01 02 03



LHSB

Suggested Accessories



All-In
Please see page 309 to select
a combination of accessories.



Rollamat 40
112.0050.988
£96



Mobile Drainer (342x430mm)
112.0188.651
£132

Maris

MARIS

50
YEARS
GUARANTEE



Silk

600



Dimensions **1000x510mm**
Installation **987x497mm cr=10**
Bowl **435x435x180mm**

Recommended Product

Plumbing Kit

Siphon 1 £27

Suggested WDU

Elite Slimline 75-See page 304

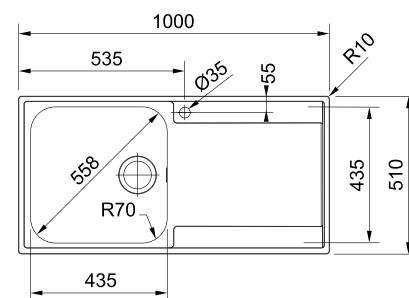
MRX 211

LHD 127.0305.144

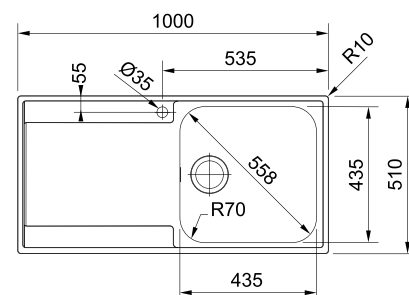
RHD 127.0305.145

£410

01 02



RHD



LHD

MARIS

50
YEARS
GUARANTEE



Silk

600



Dimensions **1000x510mm**
Installation **987x497mm cr=10**
Bowl **350x435x175mm/**
160x300x120mm

Recommended Product

Plumbing Kit

Siphon 2 £39

Suggested WDU

Elite Slimline 75-See page 304

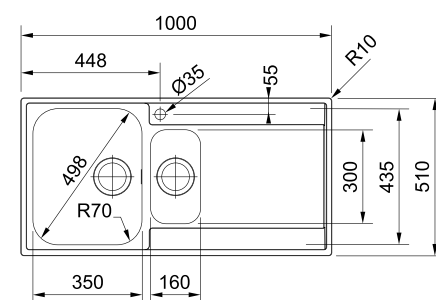
MRX 251

LHD 127.0305.146

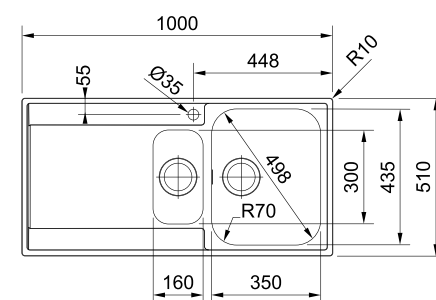
RHD 127.0305.147

£472

01 02 03



RHD



LHD

Suggested Accessories



All-In

Please see page 309 to select
a combination of accessories.

02



Rollamat 36

112.0075.642

£96

03




Stainless Steel Strainer Bowl

112.0041.519

£72

SMART

50
YEARS
GUARANTEE



Silk

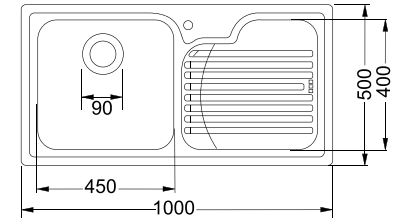


Dimensions **1000x500mm**
Installation **980x480mm cr=20**
Bowl **450x400x190mm**

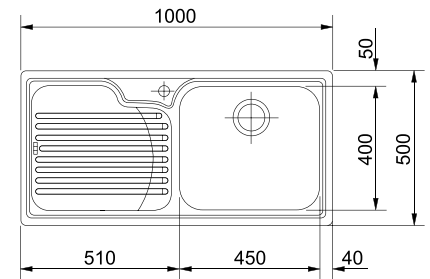
Recommended Product
Plumbing Kit
Siphon 1 £27
Suggested WDU
Elite Slimline 50-See page 304

GAX 611
LHD 101.0305.130
RHD 101.0305.141
£302

01




RHD



LHD

SMART

50
YEARS
GUARANTEE



Silk

Model will not accommodate
taps with a base over 55mm

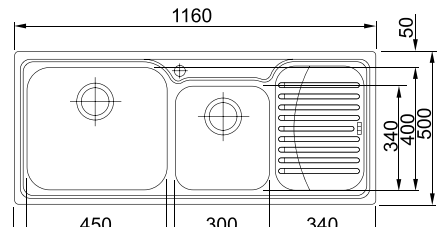


Dimensions **1160x500mm**
Installation **1140x480mm cr=20**
Bowl **450x400x190mm/**
300x340x170mm

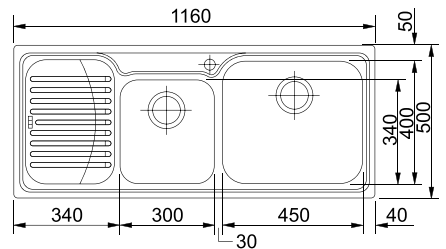
Recommended Product
Plumbing Kit
Siphon 2 £39
Suggested WDU
Elite Slimline 50-See page 304

GAX 621
LHD 101.0381.849
RHD 101.0381.851
£431

01



RHD



LHD

Suggested Accessories



All-In
Please see page 309 to select
a combination of accessories.

SMART

50
YEARS
GUARANTEE



Silk

450
←→



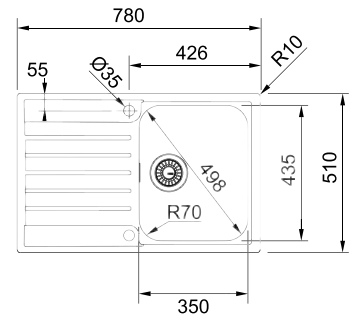
Optional

Dimensions **780x510mm**
Installation **766x496 cr=10**
Bowl **350x435x175mm**

Recommended Product
Plumbing Kit
Siphon 1 £27
Suggested WDU
Elite Slimline 50-See page 304

AGX 611-78
Reversible
101.0607.697
£219

01



SMART

50
YEARS
GUARANTEE



Silk

450
←→



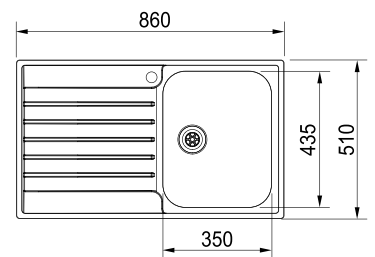
Optional

Dimensions **860x510mm**
Installation **846x496 cr=10**
Bowl **350x435x175mm**

Recommended Product
Plumbing Kit
Siphon 1 £27
Suggested WDU
Elite Slimline 50-See page 304

AGX 611-86
Reversible
101.0531.599
£237

01



SMART

50
YEARS
GUARANTEE



Silk

550
←→



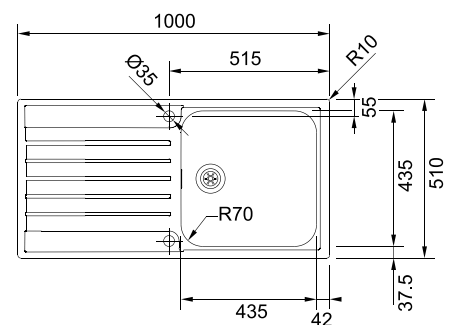
Optional

Dimensions **1000x510mm**
Installation **984x494 cr=10**
Bowl **435x435x180mm**

Recommended Product
Plumbing Kit
Siphon 1 £27
Suggested WDU
Elite Slimline 50-See page 304

AGX 611-100
Reversible
101.0531.600
£324

01



Suggested Accessories



01

All-In
Please see page 309 to select
a combination of accessories.



02

Stainless Steel Strainer Bowl
112.0041.519
£72

SMART

50
YEARS
GUARANTEE



Silk



Dimensions **1000x510mm**
Installation **986x496 cr=10**
Bowl **350x435x175mm/**
160x300x120mm

Recommended Product

Plumbing Kit

Siphon 2 £39

Suggested WDU

Elite Slimline 50-See page 304

AGX 651

Reversible

101.0531.651

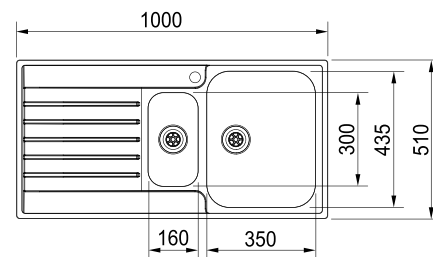
£354

600



Optional

01 02



Spark

SMART

50
YEARS
GUARANTEE



Silk

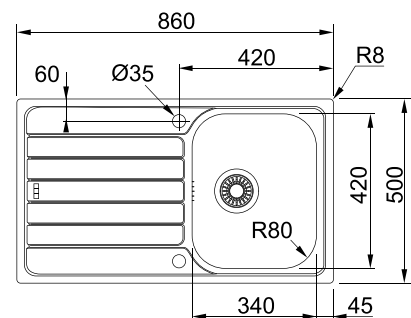
450



Dimensions **860x500mm**
Installation **840x480 cr=10**
Bowl **340x420x160mm**

Recommended Product
Plumbing Kit
Siphon 1 £27
Suggested WDU
Elite Slimline 50 - see page 304

SKX 611-86
Reversible
101.0489.946
£179



SMART

50
YEARS
GUARANTEE



Silk

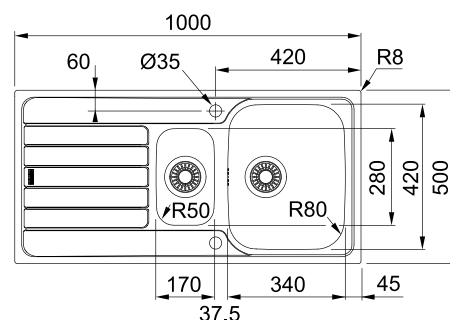
600



Dimensions **1000x500mm**
Installation **980x480 cr=10**
Bowl **340x420x155mm/**
170x280x80mm

Recommended Product
Plumbing Kit
Siphon 2 £39
Suggested WDU
Elite Slimline 50 - see page 304

SKX 651
Reversible
101.0489.947
£239



Rotondo

SMART

50
YEARS
GUARANTEE



Brushed

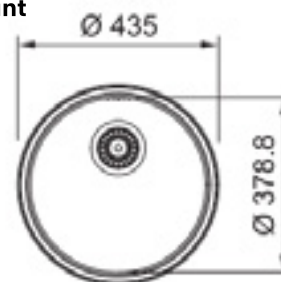
450



Dimensions **Ø435**
Installation **Ø415 Inset Ø396 Undermount**
Bowl **Ø378.8x170mm**

Recommended Product
Plumbing Kit
Siphon 1 £27
Suggested WDU
Elite Slimline 50 - see page 304

RBX 610
101.0693.443
£352







SMART

50
YEARS
GUARANTEE



Polished with Satin bowl

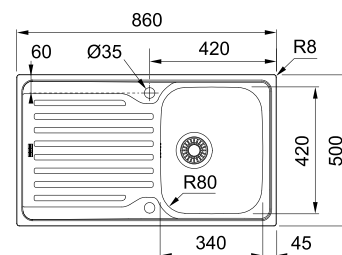
450



Dimensions **860x500mm**
Installation **840x480 cr=10**
Bowl **340x420x160mm**

Recommended Product
Plumbing Kit
Siphon 1 £27
Suggested WDU
Elite Slimline 50 - see page 304

AZN 611-86
Reversible
101.0489.523
£142



SMART

50
YEARS
GUARANTEE



Polished with Satin bowl

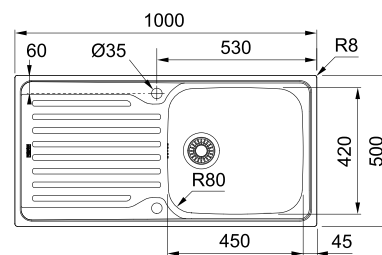
600



Dimensions **1000x500mm**
Installation **980x480 cr=10**
Bowl **450x420x160mm**

Recommended Product
Plumbing Kit
Siphon 1 £27
Suggested WDU
Elite Slimline 50 - see page 304

AZN 611-100
Reversible
101.0489.525
£176



SMART

50
YEARS
GUARANTEE



Polished with Satin bowl

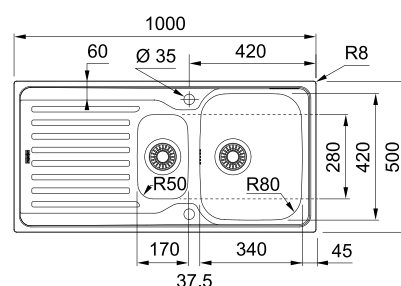
600



Dimensions **1000x500mm**
Installation **980x480 cr=10**
Bowl **340x420x155mm/**
170x280x80 mm

Recommended Product
Plumbing Kit
Siphon 2 £39
Suggested WDU
Elite Slimline 50 - see page 304

AZN 651
Reversible
101.0489.526
£186





Fragran ite Inset Sinks

102

Centro

106

Basis

108

Antea





Centro Fragranite Sinks

Design precision for every kitchen



When it comes to creating harmony at home, every element needs to play its part. With sophisticated design and function at heart, Franke Centro sinks are the ideal fit for any environment and help serve a stylish performance every time.



The perfect match

Playful yet practical, Centro sinks are designed to fit with our Centro tap range creating a seamless aesthetic for the kitchen, whatever your taste.

Details to savour

Contemporary lines, clean angles and slim rims enable an inset or flush mount installation. It's the little things that make the biggest impressions.



Design you can depend on

Made from quartz, one of the most durable natural materials and available in 6 Fragranite colours, every recipe, party and personality is welcome.

More space, greater convenience

Featuring 1 and 1½ bowls that make it easier when washing large pots and pans or preparing ingredients, the latest Centro models are the smart choice for those who strive for extraordinary comfort with every kitchen experience.



Centro



Suggested Accessories



All-In
Please see page 309 to select
a combination of accessories.



02
Chopping Board
112.0595.334
£69



03
Strainer Bowl
112.0250.014
£113



115.0621.613
Centro Matt Black

MARIS

NEW

50
YEARS
GUARANTEE

600
↔

CNG 611-100
Reversible

Dimensions **1000x500mm**
Installation **980x480mm cr=15**
Bowl **492x435x200mm**

Recommended Product
Plumbing Kit
Siphon 1 £27
Suggested WDU
Elite Slimline 75-see page 304



Polar White
114.0706.623
£509

Coffee
114.0706.625
£509

Oyster
114.0717.117
£509

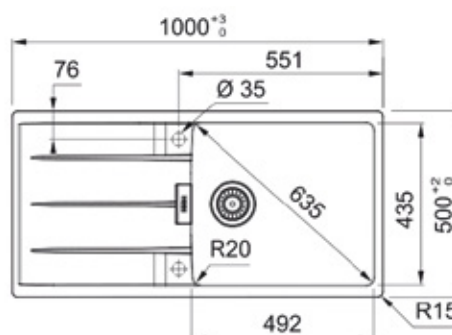
Stone Grey
114.0706.624
£509

Slate Grey
114.0717.116
£509

Matt Black
114.0706.622
£509



01 02 03



MARIS

NEW


50
YEARS
GUARANTEE

600
↔

CNG 651-100
Reversible

Dimensions **1000x500mm**
Installation **980x480mm cr=15**
Bowl **359x435x200mm/**
148x288x120mm

Recommended Product
Plumbing Kit
Siphon 2 £39
Suggested WDU
Elite Slimline 75-see page 304



Polar White
114.0706.627
£548

Coffee
114.0706.629
£548

Oyster
114.0717.119
£548

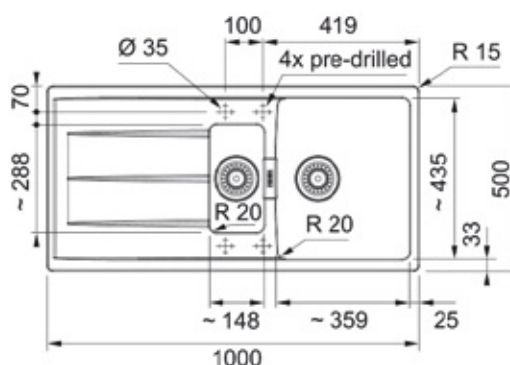
Stone Grey
114.0706.628
£548

Slate Grey
114.0717.118
£548

Matt Black
114.0706.626
£548



01 02 03



Basis



Suggested Accessories



All-In
Please see page 309 to select
a combination of accessories.



115.0051.172
Zurich Chrome Tap

MARIS

01

50
YEARS
GUARANTEE



Dimensions **780x500mm**
Installation **760x480mm cr=10**
Bowl **340x420x200mm**

Recommended Product

Plumbing Kit

Siphon 1 £27

Suggested WDU

Elite Slimline 50-See page 304

Polar White
114.0253.155
£452

Coffee
114.0253.150
£452

Oyster
114.0633.735
£452

Stone Grey
114.0501.283
£452

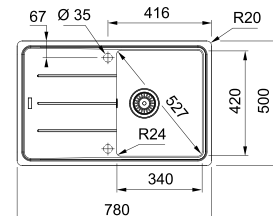
Slate Grey
114.0714.467
£452

Matt Black
114.0714.470
£452

NEW

450
↔

BFG 611-78
Reversible



MARIS

01

50
YEARS
GUARANTEE



Dimensions **970x500mm**
Installation **950x480mm cr=10**
Bowl **450x420x200mm**

Recommended Product

Plumbing Kit

Siphon 1 £27

Suggested WDU

Elite Slimline 75-See page 304

Polar White
114.0284.677
£462

Coffee
114.0284.678
£462

Oyster
114.0633.736
£462

Stone Grey
114.0484.967
£462

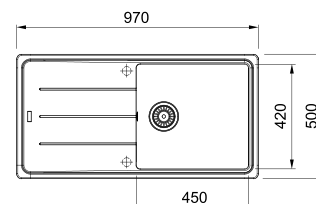
Slate Grey
114.0714.468
£462

Matt Black
114.0714.471
£462

NEW

600
↔

BFG 611-97
Reversible



MARIS

01

50
YEARS
GUARANTEE



Dimensions **970x500mm**
Installation **950x480mm cr=10**
Bowl **340x420x200mm/**
150x290x100mm

Recommended Product

Plumbing Kit

Siphon 2 £39

Suggested WDU

Elite Slimline 75-See page 304

Polar White
114.0253.259
£493

Coffee
114.0253.257
£493

Oyster
114.0633.737
£493

Stone Grey
114.0484.968
£493

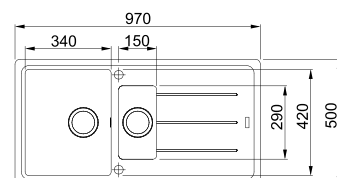
Slate Grey
114.0714.469
£493

Matt Black
114.0714.472
£493

NEW

600
↔

BFG 651
Reversible



Colourline
Return&Recycle



Matt Black waste kits are available to purchase from Central Services.

Return the waste contained in the sink box to Central Services for a refund. For full details, see page 30.

Antea



Suggested Accessories



01

All-In
Please see page 309 to select
a combination of accessories.



115.0311.211
Athena
Chrome

SMART

01

50
YEARS
GUARANTEE



Dimensions **780x500mm**
Installation **760x480mm cr=20**
Bowl **360x460x210mm**

Recommended Product
Plumbing Kit
Siphon 1 £27
Suggested WDU
Elite Slimline 50
- see page 304

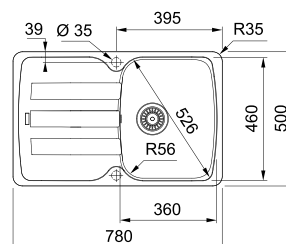
Polar White
114.0532.312
£392

Stone Grey
114.0633.738
£392

Onyx
114.0532.311
£392

450
↔

AZG 611-78
Reversible



SMART

01

50
YEARS
GUARANTEE



Dimensions **970x500mm**
Installation **950x480mm cr=20**
Bowl **360x460x210mm/**
166x321x115mm

Recommended Product
Plumbing Kit
Siphon 2 £39
Suggested WDU
Elite Slimline 50
- see page 304

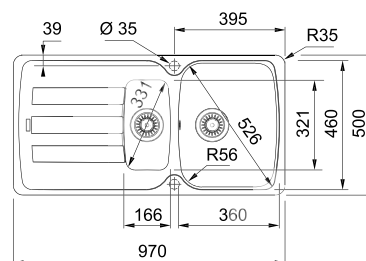
Polar White
114.0532.315
£457

Stone Grey
114.0633.740
£457

Onyx
114.0532.314
£457

600
↔

AZG 651
Reversible



SMART

01

50
YEARS
GUARANTEE



Dimensions **1160x500mm**
Installation **1140x480mm cr=20**
Bowl **360x460x210mm/**
353x460x210mm

Recommended Product
Plumbing Kit
Siphon 2 £39
Suggested WDU
Elite Slimline 50
- see page 304

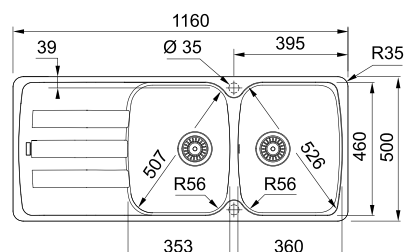
Polar White
114.0532.317
£522

Stone Grey
114.0633.742
£522

Onyx
114.0532.318
£522

800
↔

AZG 621
Reversible







Tectonite Inset Sinks

112

Orion

Orion



Suggested Accessories



01

Chopping Board
112.0595.334
£69



115.0659.322
Athena
Matt Black

SMART

50
YEARS
GUARANTEE

600
↔

OID 611-94
Reversible



Polar White
114.0381.756
£322

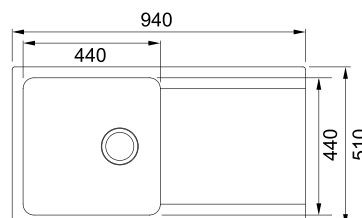
Carbon Black
114.0381.758
£322



01

Dimensions **940x510mm**
Installation **924x494mm cr=7.5**
Bowl **440x440x190mm**

Recommended Product
Plumbing Kit
Siphon 1 £27
Suggested WDU
Elite Slimline 50-see page 304



SMART

50
YEARS
GUARANTEE

600
↔

OID 651
Reversible



Polar White
114.0381.759
£383

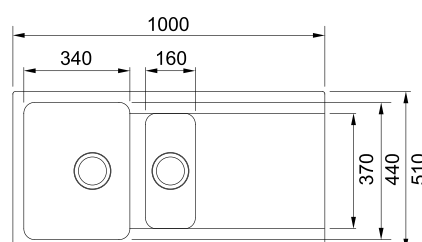
Carbon Black
114.0381.791
£383



01

Dimensions **1000x510mm**
Installation **984x494mm cr=7.5**
Bowl **340x440x190mm/**
160x370x140mm

Recommended Product
Plumbing Kit
Siphon 2 £39
Suggested WDU
Elite Slimline 50- see page 304







Ceramic Inset Sinks

116

Arcana

118

Belfast

Ceramic sink measurements may vary +/-1% due to the firing process. We recommend that the sink should be used as a template in all cases.

Extended flange required if installing a waste disposal unit*- see page 300

Arcana



FRANKE

by
Villeroy & Boch



115.0049.989
Eiger Tap in chrome

MARIS

50
YEARS
GUARANTEE



AHK 611
Reversible

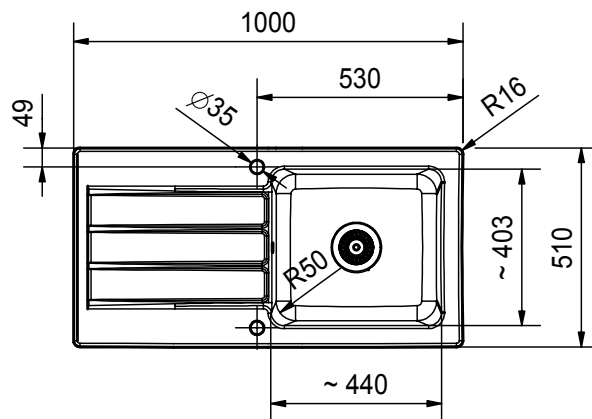
600
←→



Dimensions **1000x510mm**
Installation **970x480mm cr=10**
Bowl **440x405x200mm**
Ext. bowl depth: **220mm**


Gloss White
124.0532.228
£506

Recommended Product
Plumbing Kit
Siphon 1 £27
Suggested WDU
Elite Slimline 50-See page 304



MARIS

50
YEARS
GUARANTEE



AHK 651
Reversible

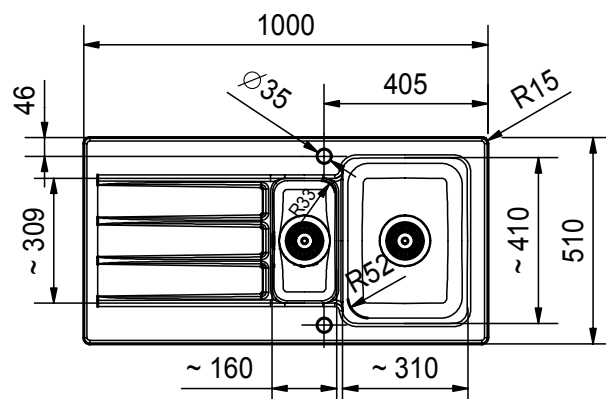
600
←→



Dimensions **1000x510mm**
Installation **970x480mm cr=10**
Bowl **310x410x200mm**
Ext. bowl depth: **220**
160x310x115mm
Ext. bowl depth: **137**

Gloss White
124.0532.229
£557

Recommended Product
Plumbing Kit
Siphon 2 £39
Suggested WDU
Elite Slimline 50-See page 304



Belfast



MYTHOS



50
YEARS
GUARANTEE

600



FRANKE

by
Villeroy & Boch

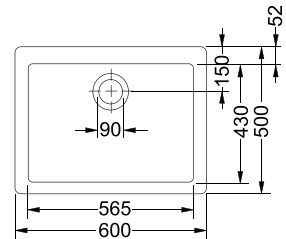
* An extended flange may be required

Dimensions **600x500mm**
Installation **N/A**
Bowl **565x430x180mm**
Ext. bowl depth: **200mm**

Gloss White

Recommended Product
Plumbing Kit
Siphon 1 £27
Suggested WDU*
Elite Slimline 125-See page 304

VBK 710
130.0381.800
£520



MYTHOS



50
YEARS
GUARANTEE

800



FRANKE

by
Villeroy & Boch

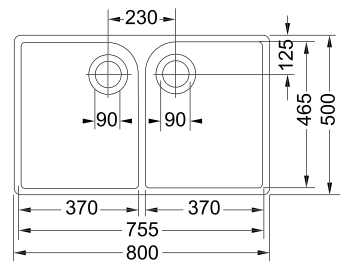
* An extended flange may be required

Dimensions **800x500mm**
Installation **N/A**
Bowl **370x465x200mm/**
370x465x200mm
Ext. bowl depth: **220mm**

Gloss White

Recommended Product
Plumbing Kit
Siphon 2 £39
Suggested WDU*
Elite Slimline 125-See page 304

VBK 720
130.0381.811
£612



MARIS



50
YEARS
GUARANTEE

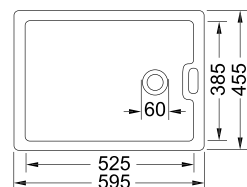
600

Dimensions **595x455mm**
Installation **Utilise template**
Bowl **525x385x215mm**
Ext. bowl depth: **250mm**

Gloss White

Recommended Product
Plumbing Kit
Siphon 1 £27

BAK 710
130.0305.150
£366



Taps Overview

Taps **Water Hub**

Taps **Filtered Water**

Taps **Heritage Collection**

MYTHOS



MARIS



SMART



Tap Collection

Soap Dispenser



NEW
Mythos Masterpiece
p. 149



Icon
p. 151



Atlas Neo Sensor
p. 155



Mythos
p. 156



Atlas Neo
p. 158



Eos Neo
p. 159



Active Twist
p. 161



Krios Range
p. 157



Active Semi-Pro
p. 164



Active J Spout
Range
p. 165



Active L Spout
Range
p. 166



Tessuto
p. 166



Orlando
p. 166



NEW
Centro
p. 166



Fuji
p. 167



Zelus
p. 167



Eiger
p. 167



Valais
p. 168



NEW
Orbit
p. 168



Davos
p. 168



Hestia
p. 169



Rotaflow
p. 169



Athena
p. 169



Zurich
p. 169



Active
p. 163



NEW
Augusta Soap
Dispenser
p. 141




Atlas
p. 158

Mythos

Water Hub

We've gone all-in-one

WATER YOUR WAY



Enjoy all your favourite water experiences in one tap

Sorry, you may need to find new uses for your old ice trays, soda carbonator and kettle thanks to the new Mythos Water Hub, an innovative all-in-one home water solution that allows you to easily choose and instantly access your preferred choice of water including ambient filtered, sparkling, chilled and instant boiling.




For all tastes

With a 6-in-1 design approach, you and your guests have a choice of hot or cold, ambient filtered, chilled, sparkling and instant boiling water at the turn of a tap.

Simplicity under the sink

With its multifunctional system and one box compact solution featuring electronic LED indication for intuitive and easy handling, the new Mythos Water Hub can be easily installed underneath the sink, saving space within the kitchen.



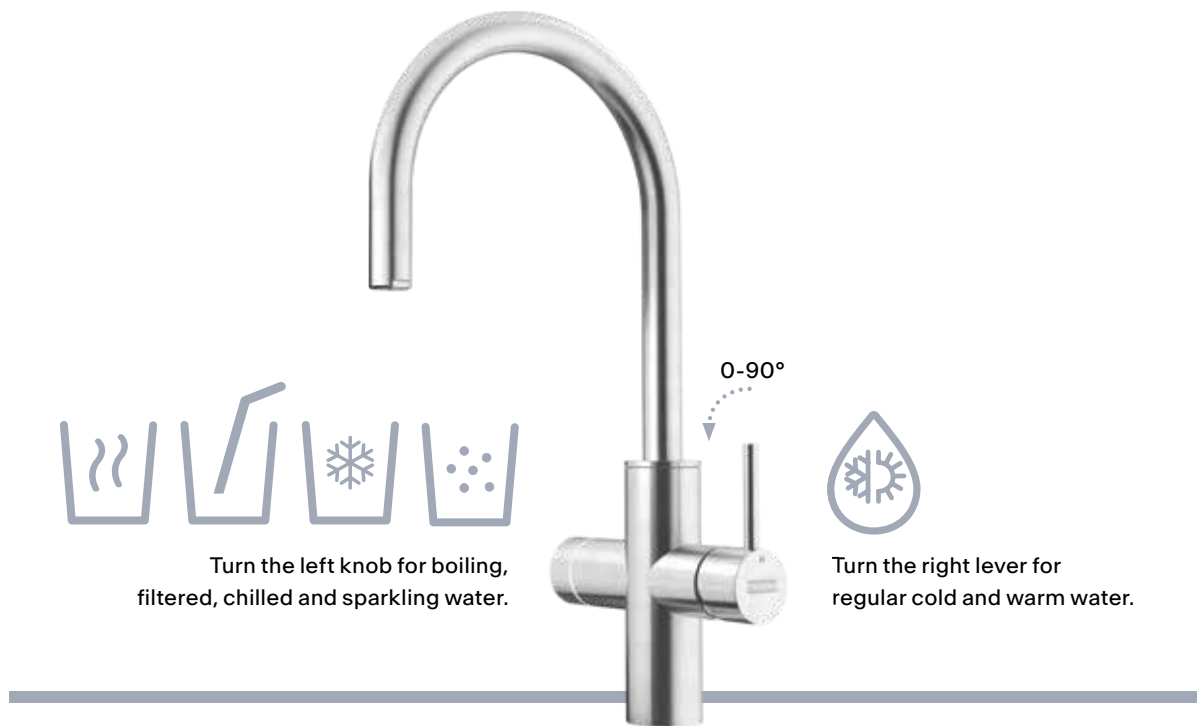
Stay connected

A dedicated App enables users to set the water parameters of different functions remotely, check the system status and order required device consumables, ensuring a personalised water experience and a more harmonious everyday lifestyle.

Healthier home, healthier planet

Due to having filtered and sparkling water readily available, you can reduce the need for plastic bottles in your home by up to 99%. A small switch for a greener future.





Consumables



Pro M Connect Filter

It prevents limescale formation in the boiler, removes contaminants and stabilises good minerals in the water. The integrated RFID technology* ensures the Franke device shares a notification when the filter needs to be changed.

Replacement cartridge

CO2 Bottle

Made in steel and pressurized for safe transportation without loss of gas, and featuring easy turn fixation and release system allowing simple access.

Disinfection kit

Around every 6 months the device as well as the app will suggest a system clean using this specific chemical tablet.

Disinfection kit
112.0699.241

A touch of style

The Mythos Water Hub is designed with a stylish stainless steel spout and electronic control featuring LED lighting for a stunning aesthetic and maximum ease.

Stand-by

Available to activate with a touch.



Boiling

Instant filtered boiling water is ideal for preparing hot drinks and cooking foods including pasta and vegetables. It also saves energy and time.

Filtered

Instant ambient filtered water ensures each glass is pure, safe and delicious.



Sparkling

Instant filtered sparkling water, for better digestion and a healthy alternative to sugary drinks.

Chilled

Instant filtered chilled water saves the need for ice trays and preparation time.



Sparkling medium

Instant filtered sparkling water with lighter carbonation for more delicate palates.





NEW Mythos Electronic



Mythos 6-in-1 tap

Stainless Steel
160.0709.049

£3199

Regular cold and warm water
Filtered Water
Chilled Water
Sparkling Water
Boiling Water

Height: 440 mm
Width: 200 mm
Depth: 495 mm

Boiler volume: 4L
Heating-up time: 15 minutes*

Chiller-Sparkling volume: 2.8L
Chiller volume: 2.2L
Cool down time chiller: 8 minutes
(from 20°C to 10°C)*

Power: 1725W
Connectivity: Yes

*These values are averages



Mythos 5-in-1 tap

Stainless Steel
160.0709.102

£2590

Regular cold and warm water
Filtered Water
Chilled Water
Sparkling Water

Height: 440 mm
Width: 200 mm
Depth: 495 mm

Chiller-Sparkling volume: 2.8L
Chiller volume: 2.2L
Cool down time chiller: 8 minutes
(from 20°C to 10°C)*

Power: 230W
Connectivity: Yes

*These values are averages



Maris

Water Hub

Instant boiling water is now on tap
WATER YOUR WAY



The pleasure of instant boiling water

Why waste time and energy boiling the kettle when you can access boiling water whenever you like? Franke is proud to present the new Maris Water Hub, a compact 3-in-1 home water device that instantly serves boiling water at the touch of a tap so you can focus on what matters at home.



Enjoy more kitchen space

Featuring tap, boiler, filter and filter head with a compact design that's easy to install underneath the sink granting you more room above.

Bye bye energy waste

Thanks to innovative design and an A energy rating, the Maris Water Hub boils water in a more efficient way compared to a traditional kettle which involves significant energy usage and potential waste.



PRO M
FILTER

SAFE AND
EASY TO
CHANGE.



The choice is yours

Choose from a mechanical tap with a 4L boiler or an electronic tap with a 4L or 7L boiler. Both versions available with a 1500L filter for maximum convenience.

The look you prefer

Available in Chrome, Decor Steel and Matt Black colour variations so any Franke product can be matched and you can create a seamless kitchen aesthetic.



Optional Accessories

4-in-1 Filtration Kit

Convert your Maris Water Hub into a 4-in-1 home water device featuring an additional stream of filtered water made possible by a hydraulic box that neatly fits underneath the sink.

Warm Water Support

An optional Warm Water Support component provides hot water in a kitchen where there is only a cold water supply.

NEW Maris Mechanical



Mechanical tap

Single lever mixer tap with fixed spout
Mechanical operation
Child safe pull-and-turn control
Tube-in-tube construction
Spout rotation 180°
Spout reach 222mm
0/90° lever movement for installation close to the wall
Eco-Cartridge with water and energy saving features
Max. worksurface height 45mm

Chrome
160.0702.509
£1140

Decor Steel
160.0711.525
£1209

Matt Black
160.0705.400
£1259

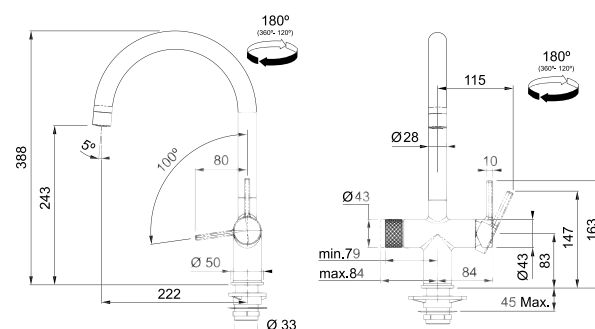
4L Tank

Capacity 4 litres
Energy Class A
Power 2100W
Heat-up time (100°C) 8 mins
Standby mode max. 14W
Dimensions Ø229x340mm
Includes: Pro M Filter

+



+



NEW Maris Electronic



Electronic tap

Single lever mixer tap with fixed spout
Electronic operation
Child safe push-and-turn control
Tube-in-tube construction
Spout rotation 180°
Spout reach 222mm
0/90° lever movement for installation close to the wall
Eco-Cartridge with water and energy saving features
Max. worksurface height 45mm

4L Tank

Capacity 4 litres
Energy Class A
Power 2100W
Heat-up time (100°C) 8 mins
Standby mode max. 14W
Dimensions ø229x340mm
Includes: Pro M Filter

+



7L Tank

Capacity 7 litres
Energy Class A
Power 2100W
Heat-up time (100°C) 15 mins
Standby mode max. 14W
Dimensions ø229x494mm
Includes: Pro M Filter

OR



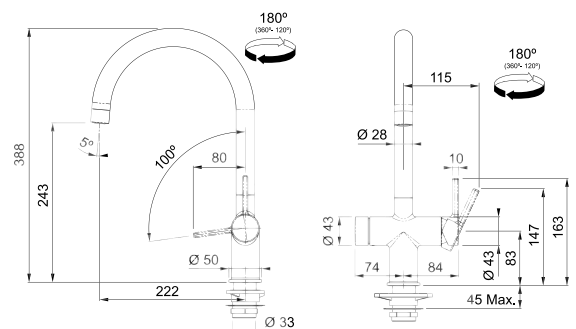
+



Chrome
160.0702.542 (4L tank)
£1250
160.0713.602 (7L tank)
£1469

Decor Steel
160.0709.047 (4L tank)
£1449
160.0713.607 (7L tank)
£1650

Matt Black
160.702.544 (4L tank)
£1520
160.0713.605 (7L tank)
£1720





Filtered Water

136

139

139

Vital Capsule

Doric

Tasso



Vital Capsule System

Small filter, bigger benefit.



For more information on the Vital
Capsule System scan here.



Just what makes the Vital system such a big deal?

It's the small but mighty capsule filter.

This unique design is not only the smallest in the world, but also the first to combine activated carbon with a high-tech membrane capable of filtering and purifying water. Adapting to your usage needs and lifestyle, it's available in two variants - **High Flow** and **High Performance**.

- Enjoy pure, great tasting water directly from the tap
- Compact over sink design doesn't take up valuable cupboard space
- Removes contaminants while retaining vital minerals
- LED light indicates when the filter needs to be replaced
- Filter is quick and simple to replace

Save money and reduce plastic waste

Helping to lessen your environmental impact, the Vital system can help to reduce plastic bottle waste by 99%¹ and save families up to £400 per year².

Filter value parameters

Scope: 3.5L / min at 3 bar

Temperature range: 1 - 38°C (34 - 100°F)

Pressure range: 1.0 - 6.8 bar (14.5 - 100 psi)

Capacity: Up to 500L (132 gal), depending on water quality and pressure

¹ Calculation basis: weight of the Vital filter capsule = 33.5g, average weight of a 1 litre PET bottle = 35.0g, 1 Vital filter capsule replaces 500 PET bottles, then 33.5g divided by 500 x 35, 0 g = 0.2% ² Base of calculation: an average family of 4 consumes about 3,000 liters of water per year at the average price of £0.20 per liter of mineral water; This results in a cost of £600 per year compared to £200 for six Vital filter capsules (recommended usage period 1 year).

Vital Capsule System



MYTHOS

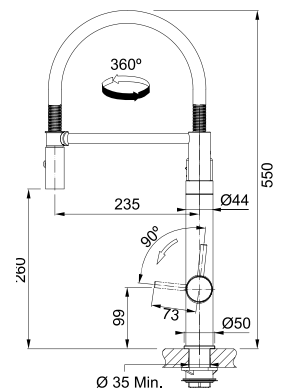


Vital 3-in-1 Filter Tap Semi-Pro



Tap Height **550mm**
 Spout Reach **235mm**
 Base Diameter **50mm**
 Tap cut-out Diameter **35mm**
 Pull-Out Spray **Yes**
 Suitable for low pressure **No**
 Perlator **Yes**

		Chrome/Gunmetal 120.0621.230 £707
		Decor Steel PVD/ Matt Black 120.0621.313 £920



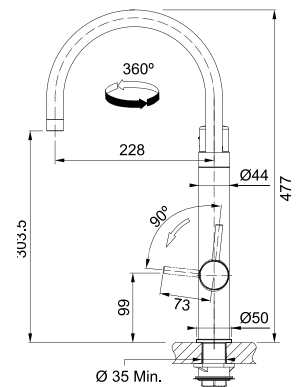
MYTHOS



Vital 3-in-1 Filter Tap J-Spout Swivel

Tap Height **477mm**
 Spout Reach **228mm**
 Base Diameter **50mm**
 Tap cut-out Diameter **35mm**
 Suitable for low pressure **No**
 Perlator **Yes**

		Chrome/Gunmetal 120.0621.229 £545
		Decor Steel PVD/ Matt Black 120.0621.312 £707



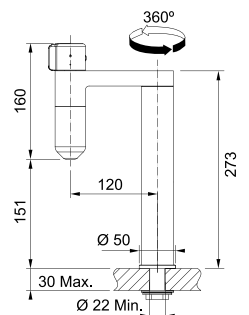
MYTHOS



Vital Single Dispense

Tap Height **311mm**
 Spout Reach **120mm**
 Base Diameter **50mm**
 Tap cut-out Diameter **22 or 35mm**
 Suitable for low pressure **No**
 Perlator **Yes**

		Chrome/Gunmetal 120.0621.228 £479
		Decor Steel PVD/ Matt Black 120.0621.311 £615



FilterFlow Taps



The stylish and superbly engineered FilterFlow range is the blueprint for multi-tasking kitchen taps. Having filtered water at your fingertips means no more cumbersome, expensive bottled water, and naturally, there is the peace of mind of knowing your family's drinking water is clean, refreshing and free of impurities. Franke FilterFlow taps remove a wide range of impurities, including chlorine, organic matter, chemical and pharmaceutical traces, metallics and sediment.

MARIS



1
YEAR
FINISH
GUARANTEE

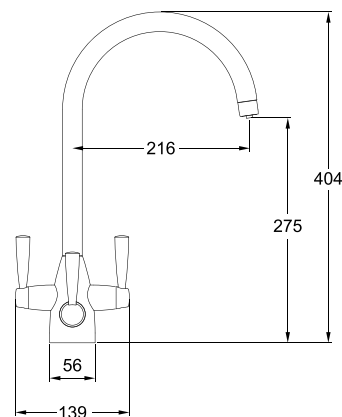
5
YEARS
PARTS
GUARANTEE



Doric

Tap Height **404mm**
Spout Reach **216mm**
Base Diameter **56mm**
Tap cut-out Diameter **35mm**
Suitable for low pressure **No**
Perlator **Yes**
360° rotation **Yes**

Chrome
120.0615.357
£531



MARIS



1
YEAR
FINISH
GUARANTEE

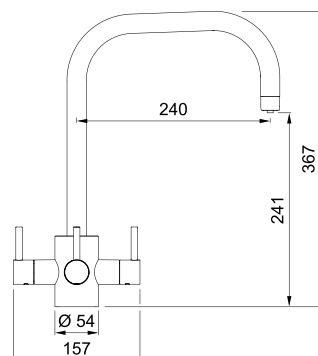
5
YEARS
PARTS
GUARANTEE



Tasso

Tap Height **367mm**
Spout Reach **240mm**
Base Diameter **54mm**
Tap cut-out Diameter **35mm**
Suitable for low pressure **No**
Perlator **Yes**
360° rotation **Yes**

Chrome
120.0615.447
£531



FilterFlow filter cartridges provide a unique and highly effective two-stage filtration process. The cartridges feature an outer ceramic shell and an inner carbon core. The fine ceramic has the ability to trap even the most microscopic of impurities, down to sub-micron level. The activated carbon core is manufactured from solid carbon rod, and eliminates contaminants such as chlorine and heavy metals, as well as unpleasant odours.



On average, a Franke FilterFlow tap will deliver around 2,500 litres of filtered water before its filter cartridge will need changing. And that couldn't be simpler. It's a 1-2-3 operation and as easy as changing a lightbulb.

The Heritage Collection

Putting the class into classic design



From the rural styling of the Cotswold, to the elegant Edwardian look of the Gloriana Classic and the clean, classic Orlando, The Heritage Collection embodies the pinnacle of craftsmanship; brought up to date by the latest manufacturing technologies.



Bridging the gap between timeless style and superb functionality, The Heritage Collection is the ideal fit for your kitchen, home and style, offering a choice of designs and configurations, plus accompanying accessories.

Available in a choice of warm or cool metallic finishes, these taps can work with either natural wood or painted cabinetry.



NEW

Perla Pull Out Rinse

Delivering a concentrated jet of water, the Perla Pull Out Rinse is perfect for rinsing plates and cleaning larger pots and pans. Fits next to your sink and tap, simply pull it out and push the button.

	Chrome £210		Decor Steel £232
	Polished Nickel £232		Brass £258



NEW

Augusta Soap Dispenser

A handy addition to any sink, the Augusta Soap Dispenser is simple to use and easy to refill.

	Chrome £120		Decor Steel £144
	Polished Nickel £144		Brass £162



Gloriana

Classic Range

A timeless tap that suits both modern and traditional décor.



Available in a choice of warm or cool metallic finishes, these taps can work with any style of kitchen cabinet.

MARIS


1
YEAR
FINISH
GUARANTEE

5
YEARS
PARTS
GUARANTEE




Gloriana

Tap Height **366mm**
Spout Reach **194mm**
Base Diameter **58mm**
Tap cut-out Diameter **35mm**
Suitable for Low Pressure **Yes**
Pull-Out Spray **No**
Perlator **Yes**

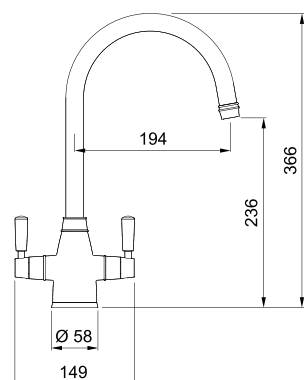
 **Chrome**
115.0637.111
£405

 **Decor Steel**
115.0637.112
£455

 **Brass**
115.0711.945
£486

 **Polished Nickel**
115.0711.944
£486

NEW



MARIS

1
YEAR
FINISH
GUARANTEE

5
YEARS
PARTS
GUARANTEE

NEW



Gloriana Classic 3 Part Set

Tap Height **365mm**

Spout Reach **216mm**

Base Diameter **50mm**

Tap cut-out Diameter **48mm on handles min 30mm**


Suitable for Low Pressure **No**

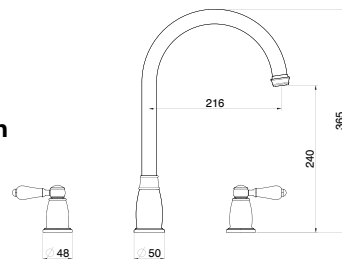
Pull-Out Spray **No**

Perlator **Yes**

 **Decor Steel**
115.0712.042
£630

 **Polished Nickel**
115.0712.043
£630

 **Brass**
115.0712.044
£696



MARIS

1
YEAR
FINISH
GUARANTEE

5
YEARS
PARTS
GUARANTEE

NEW



Gloriana Classic Bridge Lever

Tap Height **415mm**

Spout Reach **216mm**

Base Diameter **48mm**

Tap cut-out Diameter **25mm x 2**


Suitable for Low Pressure **Yes**

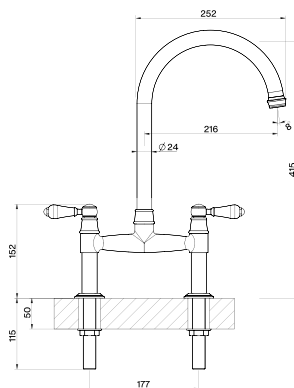
Pull-Out Spray **No**

Perlator **Yes**

 **Decor Steel**
115.0712.045
£599

 **Polished Nickel**
115.0712.046
£599

 **Brass**
115.0712.047
£660



MARIS

1
YEAR
FINISH
GUARANTEE

5
YEARS
PARTS
GUARANTEE

NEW



Gloriana Classic Twin Lever

Tap Height **405mm**

Spout Reach **216mm**

Base Diameter **57mm**

Tap cut-out Diameter **35mm**


Suitable for Low Pressure **Yes**

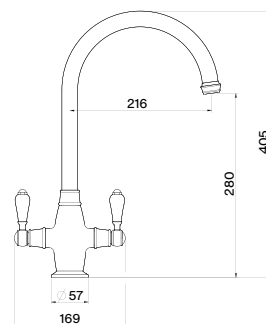
Pull-Out Spray **No**

Perlator **Yes**

 **Decor Steel**
115.0712.036
£486

 **Polished Nickel**
115.0712.037
£486

 **Brass**
115.0712.038
£599



MARIS

1
YEAR
FINISH
GUARANTEE

5
YEARS
PARTS
GUARANTEE

NEW



Gloriana Classic Side Lever

Tap Height **392mm**

Spout Reach **216mm**

Base Diameter **55mm**

Tap cut-out Diameter **35mm**


Suitable for Low Pressure **No**

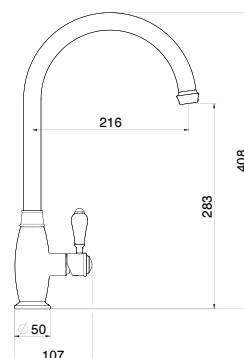
Pull-Out Spray **No**

Perlator **Yes**

 **Decor Steel**
115.0712.039
£486

 **Polished Nickel**
115.0712.040
£486

 **Brass**
115.0712.041
£599





Cotswold



MARIS

1
YEAR
FINISH
GUARANTEE

5
YEARS
PARTS
GUARANTEE



Cotswold

Tap Height **300mm**
Spout Reach **238mm**
Base Diameter **50mm**
Tap cut-out Diameter **35mm**
Suitable for Low Pressure **Yes**
Ceramic Handles **Yes**
Perlator **No**

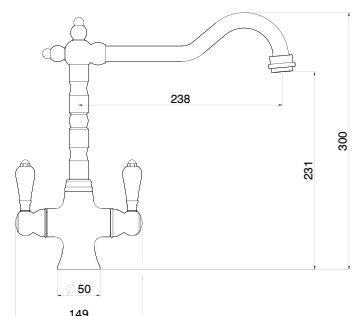
NEW



Polished Nickel
115.0711.939
£544



Brass
115.0689.617
£554





Tap Collection

149	Mythos Masterpiece
151	Icon
155	Atlas Neo Sensor
156	Mythos
157	Krios
158	Atlas Neo
159	Eos Neo
158	Atlas Neo Soap Dispenser
161	Active Twist
164	Active
163	Active Soap Dispenser
166	Tessuto
166	Orlando
166	Centro
167	Fuji
167	Fuji Pull-Out
167	Zelus
167	Eiger
168	Valais
168	Orbit
168	Davos
168	Davos J
169	Hestia
169	Rotaflow
169	Athena
169	Zurich





FRANKE

FRANKE

Mythos Masterpiece



As part of our Mythos Masterpiece range, these taps boast superb functionality and chic industrial styling thanks to the knurled metal detail on the body. Match your chosen tap with one of our popular Mythos Masterpiece sinks, all are manufactured from hardwearing, hygienic Stainless Steel.

MYTHOS

5
YEARS
FINISH
GUARANTEE

5
YEARS
PARTS
GUARANTEE

NEW

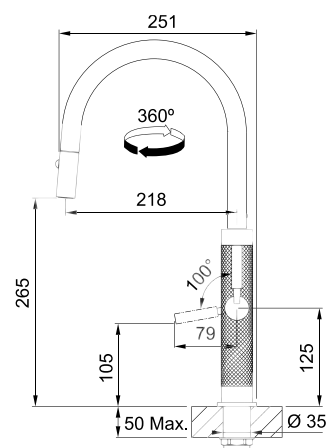


Mythos Masterpiece Pull-Down Spray



Tap Height **466mm**
Spout Reach **218mm**
Base Diameter **50mm**
Suitable for Low Pressure **No**
Tap cut-out Diameter **35mm**
Pull-Out Nozzle **No**
Pull-Down Spray **Yes**
Perlator **Yes**
360° Rotation **Yes**

	Solid Stainless Steel 115.0711.554 £908
	Gold 115.0711.558 £1188
	Copper 115.0711.557 £1188
	Anthracite 115.0711.555 £1188



See page 44 for matching sinks






reddot winner 2021



DESIGN
AWARD
2021



Two spray settings both at
a push of a button

MYTHOS

1
YEAR
FINISH
GUARANTEE

5
YEARS
PARTS
GUARANTEE

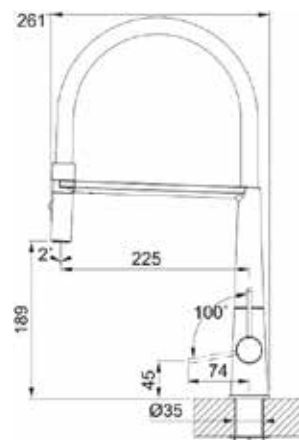


Icon Semi-Pro



Tap Height **456mm**
Spout Reach **225mm**
Base Diameter **48mm**
Suitable for Low Pressure **No**
Tap cut-out Diameter **35mm**
Pull-Out Nozzle **No**
Pull-Out Spray **Yes**
Perlator **Yes**
360° Rotation **Yes**

Matt Black
115.0690.598
£978



MYTHOS

1
YEAR
FINISH
GUARANTEE

5
YEARS
PARTS
GUARANTEE



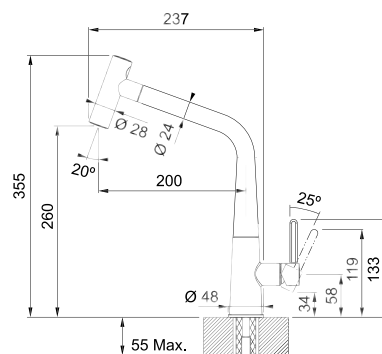
Icon Pull-Out Double Jet Shower



Tap Height **355mm**
Spout Reach **237mm**
Base Diameter **48mm**
Suitable for Low Pressure **No**
Tap cut-out Diameter **35mm**
Pull-Out Nozzle **No**
Pull-Out Spray **Yes**
Perlator **Yes**

Chrome
115.0625.188
£616

Matt Black
115.0625.190
£640



MYTHOS

1
YEAR
FINISH
GUARANTEE

5
YEARS
PARTS
GUARANTEE



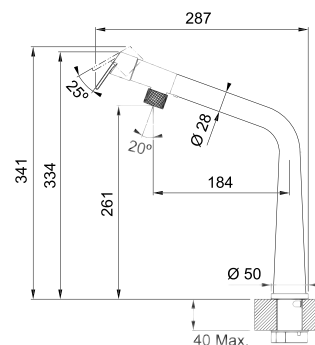
Icon Swivel Spout



Tap Height **341mm**
Spout Reach **287mm**
Base Diameter **50mm**
Suitable for Low Pressure **No**
Tap cut-out Diameter **35mm**
Pull-Out Nozzle **No**
Pull-Out Spray **Yes**
Perlator **Yes**

Chrome
115.0625.185
£555

Matt Black
115.0625.187
£580



Atlas Neo Sensor

No hassle, no hands!



For more information
scan here.



It can be easy to get your hands dirty while preparing food, but thanks to our Atlas Neo Sensor you won't need to put them on your tap anymore, allowing for better hygiene for you and your family and fewer stains on your equipment. Furthermore, this contemporary and high-tech tap saves water and energy too, automatically stopping the water flow after 30 seconds. And if you're wondering if our incredible Atlas Neo Sensor matches your kitchen's style, rest assured knowing it's available in the most classic chrome and in the ultra-modern Industrial Black.

Nothing more than a gesture

Position your hand close to the tap sensor, without the need of pushing any button or pulling any lever and enjoy 30 seconds of a perfect water flow.



Preserve the environment and your wallet

Put a pan under the tap, activate it and forget about it, the water flow will stop in half a minute, saving water and energy.



Just as you like

Set the ideal temperature for when you activate the tap and if you want hotter or colder water just adjust it with the lever.

Safe and sound

The kitchen is one of the most used environments of the entire home and you can never be too cautious when it comes to hygiene: never put unwashed or dirty hands on your tap again.

Uncompromised style

Why settle on your style? Match your kitchen's mood with the ultra-modern industrial black or the classic chrome.

Notice the difference, not the volume

Quick and easy to install, our Atlas Neo Sensor's compact, battery-powered control box takes up very little space under the sink.

Atlas Neo Sensor



MYTHOS

5
YEARS
FINISH
GUARANTEE


5
YEARS
PARTS
GUARANTEE

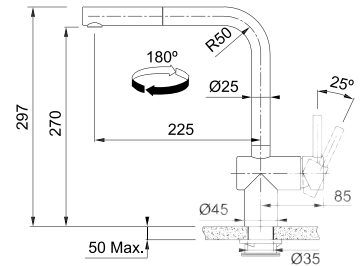


Atlas Neo Sensor Pull-Out Nozzle

Tap Height **297mm**
Spout Reach **225mm**
Base Diameter **45mm**
Suitable for Low Pressure **No**
Tap cut-out Diameter **35mm**
Pull-Out Nozzle **Yes**
Perlator **Yes**

 **Stainless Steel**
115.0638.827
£740

 **Industrial Black**
115.0669.321
£806



MYTHOS

5
YEARS
FINISH
GUARANTEE

5
YEARS
PARTS
GUARANTEE

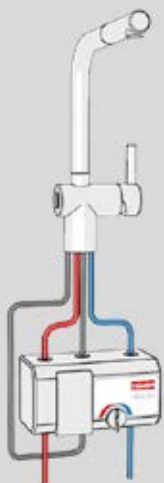
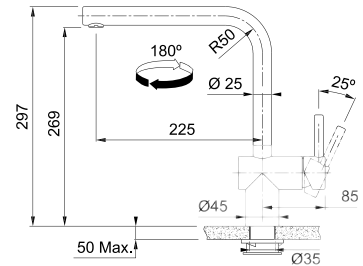


Atlas Neo Sensor Swivel

Tap Height **297mm**
Spout Reach **225mm**
Base Diameter **45mm**
Suitable for Low Pressure **No**
Tap cut-out Diameter **35mm**
Perlator **Yes**

 **Stainless Steel**
115.0638.826
£666

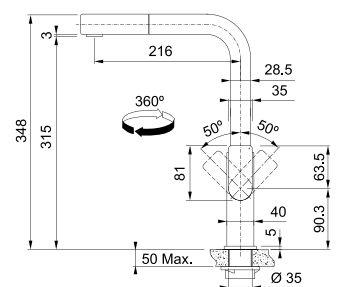
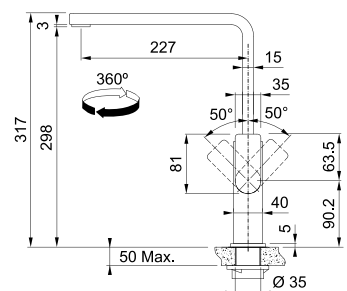
 **Industrial Black**
115.0669.210
£732



Easy to install, space-saving design

- Hybrid function enabling manual lever for everyday use and sensor activity for hand washing.
- The touchless and manual controls operate independently from each other.
- The sensor screen is easy to keep clean and easy to use.
- The sensor controls the touch free water temperature.
- If unintentionally started and once activated, the water flow stops in less than a second!
- The temperature on the sensor is set upon installation in the control box under the sink.
- Quick and easy plug-in installation: the tap, the control box, and the battery.

A modern, black, high-arc kitchen faucet with a side handle, installed in a stainless steel sink. A bowl of green apples sits on the dark countertop to the right.



MARIS


1
YEAR
FINISH
GUARANTEE

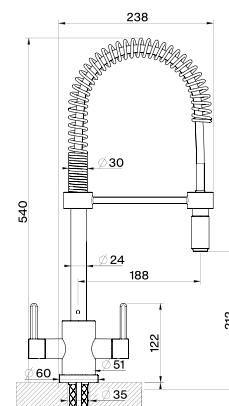
5
YEARS
PARTS
GUARANTEE



Krios Spring

Tap Height **540mm**
Spout Reach **188mm**
Base Diameter **60mm**
Tap cut-out Diameter **35mm**
Suitable for Low Pressure **Yes**
Pull-Out Nozzle **Yes**
Perlator **Yes**

 **Chrome**
115.0689.616
£563



MARIS

1
YEAR
FINISH
GUARANTEE


5
YEARS
PARTS
GUARANTEE

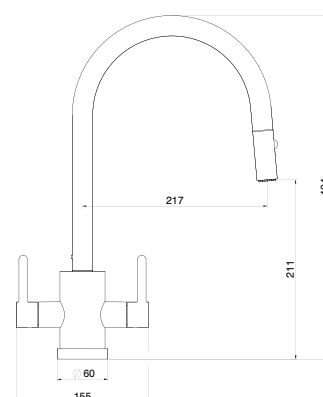
NEW



Krios J Pull-Out Spray

Tap Height **404mm**
Spout Reach **217mm**
Base Diameter **60mm**
Tap cut-out Diameter **35mm**
Suitable for Low Pressure **No**
Perlator **Yes**
360° Rotation **Yes**

 **Chrome**
115.0711.515
£479



MARIS


1
YEAR
FINISH
GUARANTEE

5
YEARS
PARTS
GUARANTEE




Krios J-Spout

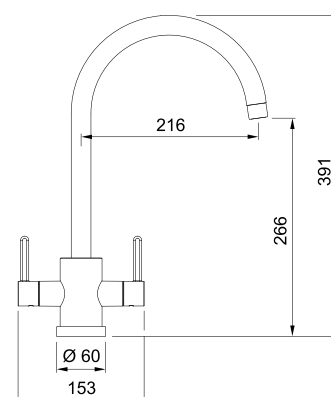
Tap Height **391mm**
Spout Reach **216mm**
Base Diameter **60mm**
Tap cut-out Diameter **35mm**
Suitable for Low Pressure **Yes**
Perlator **Yes**

 **Chrome**
115.0567.598
£353

 **Decor Steel**
115.0567.599
£380

 **Brass**
115.0567.600
£419

 **Matt Black**
115.0659.347
£411



Atlas Neo

MARIS



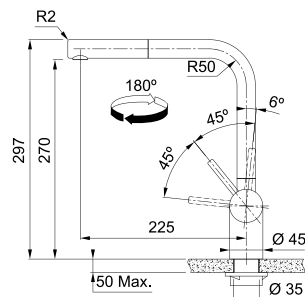
5
YEARS
FINISH
GUARANTEE

5
YEARS
PARTS
GUARANTEE



Atlas Neo Pull-Out Nozzle

Tap Height **297mm**
Spout Reach **225mm**
Base Diameter **45mm**
Tap cut-out Diameter **35mm**
Pull-Out Nozzle **Yes**
Suitable for Low Pressure **No**
Perlator **Yes**



Solid Stainless Steel
115.0638.841
£411



Gold
115.0689.090
£477



Copper
115.0638.842
£477



Anthracite
115.0638.845
£477



Industrial Black
115.0666.436
£477

MARIS



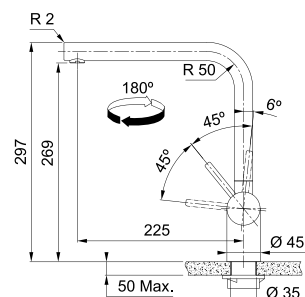
5
YEARS
FINISH
GUARANTEE

5
YEARS
PARTS
GUARANTEE



Atlas Neo Swivel

Tap Height **297mm**
Spout Reach **225mm**
Base Diameter **45mm**
Tap cut-out Diameter **35mm**
Suitable for Low Pressure **No**
Perlator **Yes**



Solid Stainless Steel
115.0547.856
£383



Gold
115.0689.087
£449



Copper
115.0638.830
£449



Anthracite
115.0638.828
£449



Industrial Black
115.0666.435
£449

Atlas Neo Soap Dispensers



Solid Stainless Steel
112.0717.084
£162



Gold
112.0717.105
£178



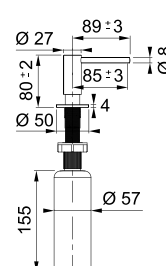
Copper
112.0717.104
£178



Anthracite
112.0717.103
£178



Industrial Black
112.0717.102
£178





Why not mix and match with our Mythos Masterpiece sinks? See page 44

Eos Neo

MARIS

5 YEARS
FINISH
GUARANTEE


5 YEARS
PARTS
GUARANTEE



Eos Neo Pull-Down Spray



Tap Height **433mm**
Spout Reach **231mm**
Base Diameter **45mm**
Tap cut-out Diameter **35mm**
Suitable for Low Pressure **No**
Pull-Down Spray **Yes**
Perlator **Yes**

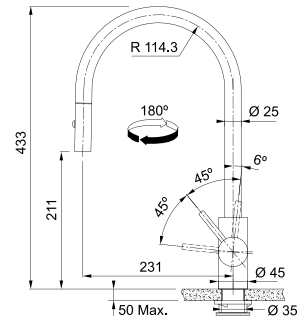
 **Solid Stainless Steel**
115.0638.861
£411

 **Gold**
115.0689.094
£477

 **Copper**
115.0638.862
£477

 **Anthracite**
115.0638.865
£477

 **Industrial Black**
115.0666.438
£477



MARIS

5 YEARS
FINISH
GUARANTEE


5 YEARS
PARTS
GUARANTEE



Eos Neo Swivel



Tap Height **387mm**
Spout Reach **229mm**
Base Diameter **45mm**
Tap cut-out Diameter **35mm**
Suitable for Low Pressure **No**
Perlator **Yes**

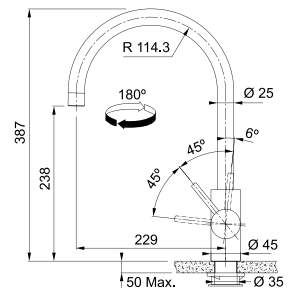
 **Solid Stainless Steel**
115.0638.846
£383

 **Gold**
115.0689.092
£449

 **Copper**
115.0638.849
£449

 **Anthracite**
115.0638.847
£449

 **Industrial Black**
115.0666.437
£449

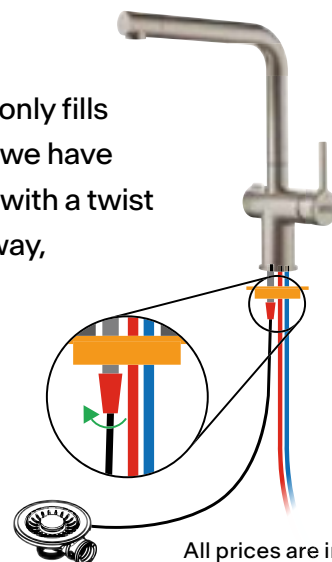


Active Twist

Think you know taps? Think again.



With Active Twist, we have created a tap that works differently. It not only fills the sink but empties it as well. Alongside its stylish, minimalist looks, we have incorporated an innovative special feature that links the tap and sink with a twist dial. When turned, it operates the waste outlet, so the water drains away, easily, safely and hygienically.



Features and benefits

Innovative Integrated Twist Waste Control

The all-in-one design includes a special dial that when turned, operates the waste outlet, so the water drains away easily, safely and hygienically.

Eco Cartridge

Designed to limit both the flow and temperature, the ECO Cartridge helps to actively save both water and energy. Thanks to the stepped lever, it is possible to reduce water usage by as much as 50%.

Spray Jet Function

Delivering a more powerful stream, the spray jet function makes it easier to rinse fruit and vegetables and reach every part of the sink, making it easier to clean.

Laminar Aerator

The laminar aerator fitted in the spout ensures the Active Twist delivers a crystal clear, non splashing water stream, with very little noise.

MYTHOS

1
YEAR
FINISH
GUARANTEE

5
YEARS
PARTS
GUARANTEE

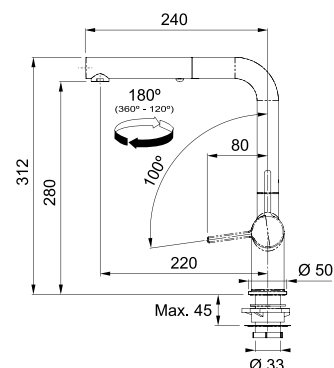


Active Twist Dual Spray Pull-Out

Tap Height **312mm**
Spout Reach **220mm**
Base Diameter **50mm**
Tap cut-out Diameter **35mm**
Pull-Out Spray **Yes**
Suitable for Low Pressure **No**
Perlator **Yes**



Decor Steel



MYTHOS

1
YEAR
FINISH
GUARANTEE

5
YEARS
PARTS
GUARANTEE

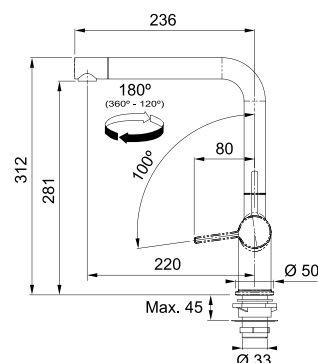


Active Twist L Spout

Tap Height **312mm**
Spout Reach **220mm**
Base Diameter **50mm**
Tap cut-out Diameter **35mm**
Suitable for Low Pressure **No**
Pull-Out Spray **No**
Perlator **Yes**



Decor Steel



Pack	Description	Compatible Models	Price
115.0674.146	Active Twist L Spout Tap and Stainless Steel Sink Waste Kit	Stainless Steel Except Spark SKX/ Antea AZN	£638
115.0674.151	Active Twist L Dual Spray Pull Out Tap and Stainless Steel Sink Waste Kit	Stainless Steel Except Spark SKX/ Antea AZN	£743
115.0674.153	Active Twist L Spout Tap and Granite Sink Waste Kit	Maris MRG / Centro CNG	£638
115.0674.154	Active Twist L Dual Spray Pull Out Tap and Granite Sink Waste Kit	Maris MRG / Centro CNG	£743
115.0674.155	Active Twist L Spout and KNG Granite Sink Waste Kit	Kubus KNG Except 62 (pop up hole in sink)	£638
115.0674.156	Active Twist L Dual Spray Pull Out Tap and KNG Granite Sink Waste Kit	Kubus KNG Except 62 (pop up hole in sink)	£743

Active

Exceptional design, inside and out.
The tap range with a sustainable soul.



Stylishly sustainable

ECO Cartridge uses up to 50% less water

The ultimate goal of our taps is to offer the best of both worlds: design and sustainability. Beautiful design options available in a range of contemporary finishes; crystal clear, anti-splash water stream thanks to a Laminar Aerator; spray jet function for precise cleaning and an Eco cartridge is able to limit the flow and temperature of the water for preserving the environment.



The efficiency of sustainability, made beautiful.

Active Semi-Pro



Active L Pull-Out Spray



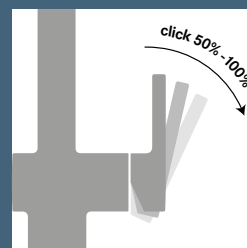
Active L Swivel Spout




Active J Pull-Down Spray



Active J Swivel Spout



Sufficient water pressure at just 50% open.



Remove the lever and turn the ring nut inside to limit the temperature flow.*

*Always refer to the installation manual

MARIS

Active Soap Dispensers



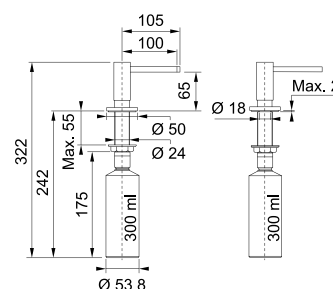
Chrome
119.0547.902
£136



Decor Steel
119.0547.904
£148



Matt Black
119.0547.906
£148



Active





MYTHOS

1
YEAR
FINISH
GUARANTEE

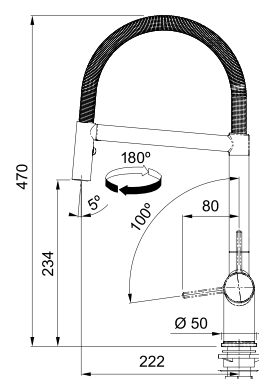
5
YEARS
PARTS
GUARANTEE



Active Semi-Pro 
 Tap Height **470mm**
 Spout Reach **222mm**
 Base Diameter **50mm**
 Tap cut-out Diameter **35mm**
 Suitable for Low Pressure **No**
 Pull-Out Spray **Yes**
 Perlator **Yes**

 **Chrome**
 115.0653.407
 £536

 **Matt Black**
 115.0653.409
 £696



MARIS

1
YEAR
FINISH
GUARANTEE

5
YEARS
PARTS
GUARANTEE



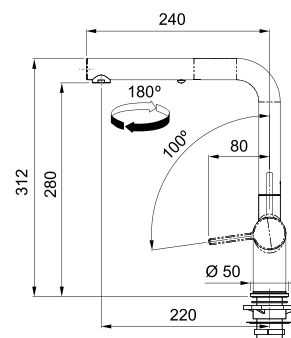
Active L Pull-Out Spray



Tap Height **312mm**
Spout Reach **220mm**
Base Diameter **50mm**
Tap cut-out Diameter **35mm**
Suitable for Low Pressure **No**
Pull-Out Spray **Yes**
Perlator **Yes**

Chrome
115.0653.379
£375

Matt Black
115.0653.382
£480



MARIS

1
YEAR
FINISH
GUARANTEE

5
YEARS
PARTS
GUARANTEE



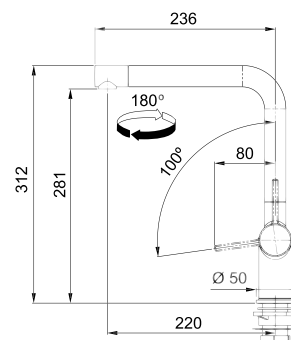
Active L Spout Swivel



Tap Height **312mm**
Spout Reach **220mm**
Base Diameter **50mm**
Tap cut-out Diameter **35mm**
Suitable for Low Pressure **No**
Perlator **Yes**

Chrome
115.0653.298
£270

Matt Black
115.0653.371
£375



MARIS

1
YEAR
FINISH
GUARANTEE

5
YEARS
PARTS
GUARANTEE



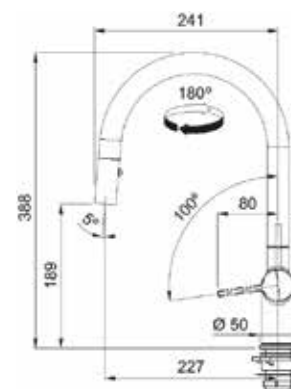
Active J Pull-Down Spray



Tap Height **388mm**
Spout Reach **227mm**
Base Diameter **50mm**
Tap cut-out Diameter **35mm**
Suitable for Low Pressure **No**
Pull-Down Spray **Yes**
Perlator **Yes**

Chrome
115.0653.401
£375

Matt Black
115.0653.404
£480



MARIS

1
YEAR
FINISH
GUARANTEE

5
YEARS
PARTS
GUARANTEE



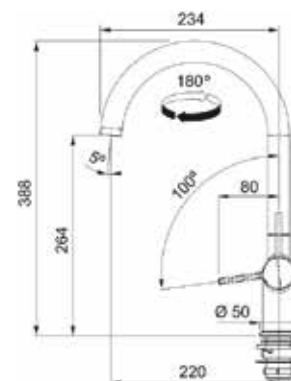
Active J Spout Swivel



Tap Height **388mm**
Spout Reach **220mm**
Base Diameter **50mm**
Tap cut-out Diameter **35mm**
Suitable for Low Pressure **No**
Perlator **Yes**

Chrome
115.0653.395
£270

Matt Black
115.0653.398
£375



MARIS

1
YEARFINISH
GUARANTEE5
YEARSPARTS
GUARANTEE**Tessuto Pull-Down Nozzle**

Tap Height **455mm**
 Spout Reach **216mm**
 Base Diameter **48mm**
 Suitable for Low Pressure **No**
 Tap cut-out Diameter **35mm**
 Pull-Out Nozzle **Yes**
 Perlator **Yes**



Decor Steel
 115.0691.517
£460



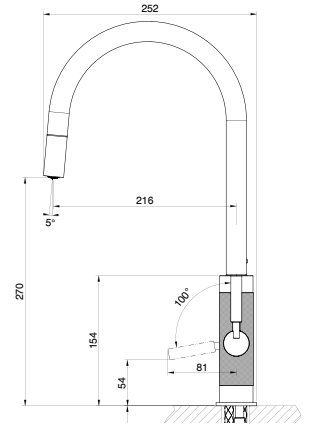
Brass
 115.0692.199
£530



Matt Black
 115.0691.518
£517



Polished Nickel
 115.0711.942
£520



MARIS

1
YEARFINISH
GUARANTEE5
YEARSPARTS
GUARANTEE**Tessuto L Spout**

Tap Height **332mm**
 Spout Reach **218mm**
 Base Diameter **48mm**
 Suitable for Low Pressure **No**
 Tap cut-out Diameter **35mm**
 Perlator **Yes**



Decor Steel
 115.0691.515
£332



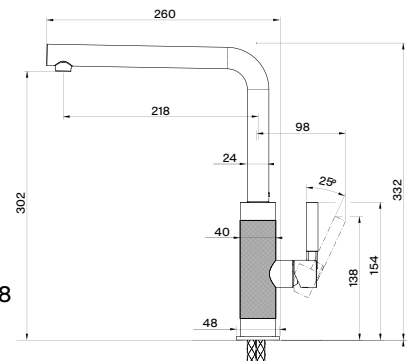
Brass
 115.0692.198
£394



Matt Black
 115.0691.516
£384



Polished Nickel
 115.0711.940
£388



MARIS

1
YEARFINISH
GUARANTEE5
YEARSPARTS
GUARANTEE**Orlando**

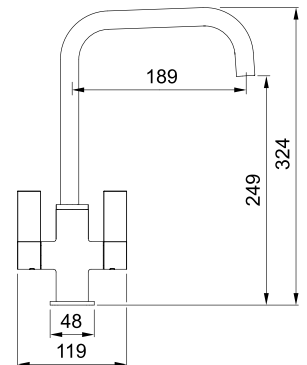
Tap Height **324mm**
 Spout Reach **189mm**
 Base Diameter **48mm**
 Tap cut-out Diameter **35mm**
 Suitable for Low Pressure **Yes**
 Perlator **Yes**



Polished Nickel
 115.0711.943
£437



Brass
 115.0605.462
£445



MARIS

1
YEARFINISH
GUARANTEE5
YEARSPARTS
GUARANTEE

NEW

**Centro**

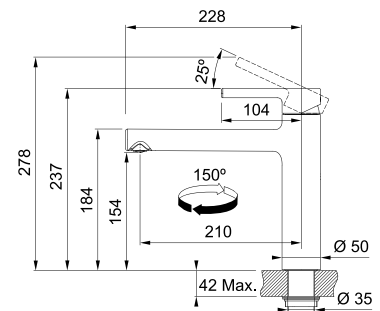
Tap Height **237mm**
 Spout Reach **210mm**
 Base Diameter **50mm**
 Tap cut-out Diameter **35mm**
 Suitable for Low Pressure **No**
 Perlator **Yes**
 Eco Cartridge **Yes**



Chrome
 115.0600.095
£359



Matt Black
 115.0621.613
£466



MARIS

1
YEAR
FINISH
GUARANTEE

5
YEARS
PARTS
GUARANTEE



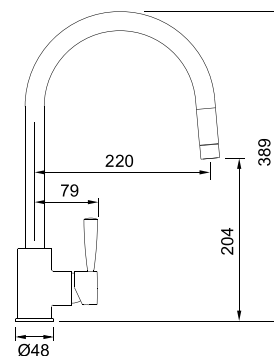
Fuji Pull-Out Nozzle
 Tap Height **389mm**
 Spout Reach **220mm**
 Base Diameter **48mm**
 Tap cut-out Diameter **35mm**
 Suitable for Low Pressure **No**
 Pull-Out Nozzle **Yes**
 Perlator **Yes**

Chrome
 115.0280.225
£396

Decor Steel
 115.0280.227
£423



Pull-Out Nozzle



MARIS

1
YEAR
FINISH
GUARANTEE

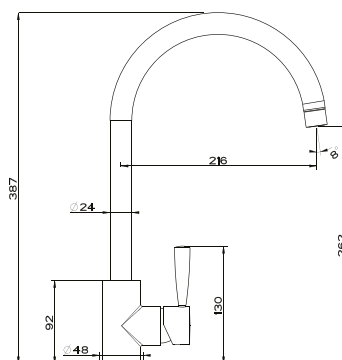
5
YEARS
PARTS
GUARANTEE



Fuji
 Tap Height **387mm**
 Spout Reach **216mm**
 Base Diameter **48mm**
 Tap cut-out Diameter **35mm**
 Suitable for Low Pressure **No**
 Perlator **Yes**

Chrome
 115.0250.326
£371

Decor Steel
 115.0250.327
£396



MARIS

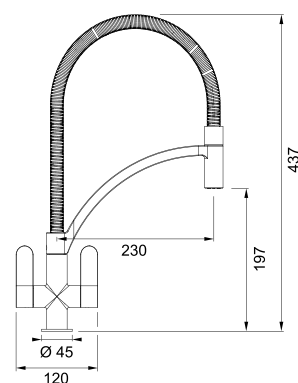
1
YEAR
FINISH
GUARANTEE

5
YEARS
PARTS
GUARANTEE



Zelus
 Tap Height **Spring: 437 Hose: 439**
 Spout Reach **230mm**
 Base Diameter **45mm**
 Tap cut-out Diameter **35mm**
 Suitable for Low Pressure **No**
 Pull-Out Nozzle **Yes**
 Perlator **Yes**

Chrome/Spring
 115.0567.593
£393



MARIS

1
YEAR
FINISH
GUARANTEE

5
YEARS
PARTS
GUARANTEE



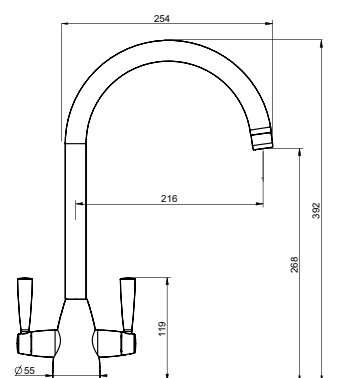
Eiger
 Tap Height **392mm**
 Spout Reach **216mm**
 Base Diameter **55mm**
 Tap cut-out Diameter **35mm**
 Suitable for Low Pressure **No**
 Perlator **Yes**

Chrome
 115.0049.989
£302

Decor Steel
 115.0049.990
£330

Brass
 115.0689.693
£393

Matt Black
 115.0659.348
£388



MARIS

1
YEAR
FINISH
GUARANTEE

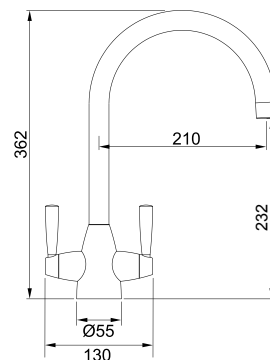
5
YEARS
PARTS
GUARANTEE



Valais

Tap Height **362mm**
Spout Reach **210mm**
Base Diameter **55mm**
Tap cut-out Diameter **35mm**
Suitable for Low Pressure **No**
Perlator **Yes**

Stainless Steel
115.0364.026
£347



MARIS

1
YEAR
FINISH
GUARANTEE

5
YEARS
PARTS
GUARANTEE

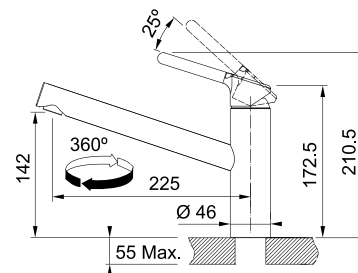
NEW



Orbit

Tap Height **210.5mm**
Spout Reach **225mm**
Base Diameter **46mm**
Tap cut-out Diameter **35mm**
Suitable for Low Pressure **No**
Perlator **Yes**

Chrome
115.0623.054
£257



SMART

1
YEAR
FINISH
GUARANTEE

5
YEARS
PARTS
GUARANTEE

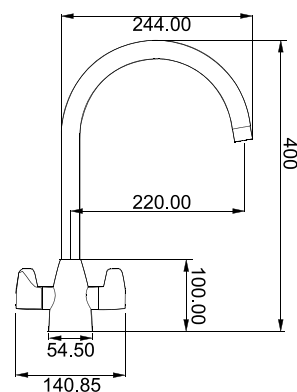


Davos J

Tap Height **398mm**
Spout Reach **216mm**
Base Diameter **55mm**
Tap cut-out Diameter **35mm**
Suitable for Low Pressure **Yes**
Perlator **Yes**

Chrome
115.0050.044
£225

Decor Steel
115.0049.940
£277



SMART

1
YEAR
FINISH
GUARANTEE

5
YEARS
PARTS
GUARANTEE

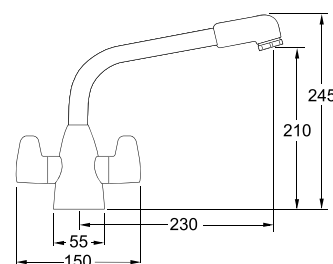


Davos

Tap Height **257mm**
Spout Reach **224mm**
Base Diameter **55mm**
Tap cut-out Diameter **35mm**
Suitable for Low Pressure **Yes**
Perlator **Yes**

Chrome
115.0046.694
£225

Decor Steel
115.0046.695
£277



SMART


1
YEAR
FINISH
GUARANTEE

5
YEARS
PARTS
GUARANTEE

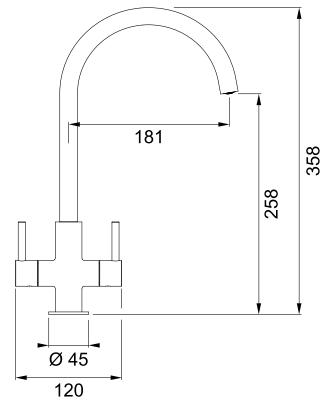


Hestia J-Spout

Tap Height **358mm**
Spout Reach **181mm**
Base Diameter **45mm**
Tap cut-out Diameter **35mm**
Suitable for Low Pressure **No**
Perlator **Yes**

 **Chrome**
115.0567.654
£192

 **Decor Steel**
115.0635.794
£216



SMART


1
YEAR
FINISH
GUARANTEE

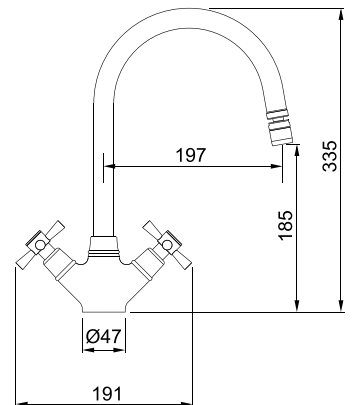
5
YEARS
PARTS
GUARANTEE



Rotaflow

Tap Height **335mm**
Spout Reach **197mm**
Base Diameter **47mm**
Tap cut-out Diameter **35mm**
Suitable for Low Pressure **Yes**
Perlator **Yes**

 **Chrome**
115.0251.257
£180



SMART


1
YEAR
FINISH
GUARANTEE

5
YEARS
PARTS
GUARANTEE



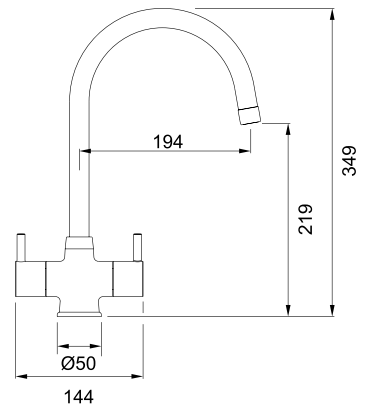
Athena

Tap Height **349mm**
Spout Reach **194mm**
Base Diameter **45mm**
Tap cut-out Diameter **35mm**
Suitable for Low Pressure **Yes**
Perlator **Yes**

 **Chrome**
115.0311.211
£161

 **Matt Black**
115.0659.322
£250

 **Decor Steel**
115.0311.215
£184



SMART


1
YEAR
FINISH
GUARANTEE

5
YEARS
PARTS
GUARANTEE

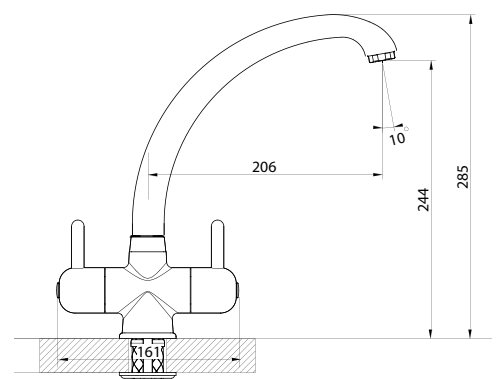


Zurich

Tap Height **285mm**
Spout Reach **206mm**
Base Diameter **50mm**
Tap cut-out Diameter **35mm**
Suitable for Low Pressure **Yes**
Perlator **Yes**

 **Chrome**
115.0051.172
£161

 **Decor Steel**
115.0061.579
£184



Hoods Overview

Hoods Hob Extractor

Hoods Downdraft

Hoods Wall Mounted

MYTHOS

NEW



Mythos 2gether Icon Steel
p. 178



Mythos 2gether Glass
p. 180



Mythos 2gether
p. 182



Downdraft
p. 196



AQ Sense Monitor
p. 200



Mythos Vertical
Air Hub
p. 204



Mythos T Shape
Air Hub
p. 205



Mythos Per Pro
p. 210



NEW
Mythos Vertical Pro
K-LINK
p. 214

MARIS

NEW



Maris 2gether Steel
p. 184

NEW



Maris 2gether
Minimal Black
p. 186



Maris 2gether
p. 188



AQ Sense Vertical
p. 206



Maris Matt Pro
p. 211




NEW
Maris Vertical Pro
K-LINK
p. 216



Maris Drip Free
p. 218



Avant Silence Wall
p. 222



NEW
Maris Modular Wall
p. 226

SMART

NEW



Smart 2gether Blacklines
p. 190



Smart 2gether
p. 192



Smart Wall
p. 228



Evo Plus
p. 229



T-Glass Nice
p. 230



T-Glass Ray
p. 231



Format 45
p. 232



Joy
p. 234

Hoods Island



Mythos T-Shelf
p. 238



Avant Silence Island
p. 240



T-Glass Linear Island
p. 244



Smart Suspended
p. 242

Hoods Under Cabinet



Atmos Steam Off
p. 256



Box Premium
p. 258



NEW
Maris Drip-Free K-LINK
p. 257



Box EVO
p. 260



Integrata
p. 262

Hoods Ceiling



NEW
Mythos Full Light
p. 248



Mythos Ceiling
Air Hub
p. 250



NEW
Mythos Ceiling K-LINK
p. 251



AQ Sense Ceiling
p. 252



NEW
Maris Ceiling K-LINK
p. 253



Hob Extractors

178	Mythos 2gether Icon Steel
180	Mythos 2gether Glass
182	Mythos 2gether
184	Maris 2gether Steel
186	Maris 2gether Minimal Black
188	Maris 2gether
190	Smart 2gether Black Lines
192	Smart 2gether





Hob Extractors

Some things belong together



Two products in one

2 in 1 hob and extractor for additional space when preparing ingredients and cooking with dedicated Auto function.

Cooking functions

Hood Features 9 heat levels and booster function allowing precise control of heat output, with Flexi Cooking zones, ideal for operating larger pots and pans.

Waterproof technology

Waterproof technology guarantees operation and safety even in the event of liquids spilling onto the hob. They are then conveniently collected in a special compartment below.

Extra space

Compact shape ensures extra space underneath to include a drawer for keeping spices, utensils or cleaning products within close reach.

Easy to clean

Smooth, easy-to-clean surface with grease filter dishwasher safe.




Meet the range

Available in eight distinct models each with slightly different Hood Features and looks. There is a Franke hob extractor for every need and taste at home.

Mythos

Mythos models stand out with absolute elegance: white touch sliders, elegant silk-screen prints giving character to cooking zones, and geometry that complements the central grid. A perfect solution for beautiful, high-end kitchens.



NEW Mythos 2gether Icon Steel Pure Refinement

We complete the Mythos family range with the latest Mythos 2gether Icon Steel model. Featuring a new vertical grill with stainless steel stripes for a premium feel and outstanding design. A+ class with 600 m³/h at boost speed, this model effortlessly blends aesthetics with functionality.



Mythos 2gether Glass Elegant Excellence

Immerse your kitchen in sophistication with the Mythos 2gether Glass. Its sleek black glass surface exudes elegance, perfectly complemented by a matching grid for seamless beauty. A++ energy class with powerful 620 m³/h extractor and two flexible cooking zones make it a statement of both style and substance.



Mythos 2gether Elevate Efficiency and Style

Experience top-tier performance with the Mythos 2gether. Boasting a potent 690 m³/h extractor featuring a booster function and A+++ class energy efficiency, this model effortlessly combines power and efficiency. Four induction zones, including two flexible zones, offers versatile cooking, all wrapped up in an easy-to-clean design.



Maris

The Maris 2gether models feature touch control user panel with red digits and different suction grills for three unique characters.



NEW Maris 2gether Minimal Black Minimalistic Beauty

Discover the perfect balance of minimalist beauty and enduring performance with the new Maris 2gether Minimal Black. This model Hood Features a black grill and serigraphed cooking areas that are hidden for complete minimalism. A+ class with 600 m³/h at boost speed.



NEW Maris 2gether Steel Sleek and Sturdy

Introducing the new Maris 2gether Steel, combining sleek design with robust performance. With a powerful 630 m³/h extractor, this model Hood Features a vertical stainless steel grill with Franke branded icon, and red touch control sliders allowing fast and intuitive control for each cooking zone. A+ class with 630 m³/h at boost speed.



Maris 2gether Durability Redefined

Crafted for longevity, the Maris 2gether sets a new standard for enduring design. With a robust 700 m³/h extractor, two flexible cooking zones, and nine power levels, it effortlessly combines durability with A++ energy efficiency, ensuring a lasting and efficient kitchen companion.

Smart

Small but mighty with a width of just 70cm, these models can fit into a standard 60cm cabinet cut-out allowing more space for cooking. Both Smart models feature dynamic silk-screen printing that clearly highlights the cooking zones and their special functions.

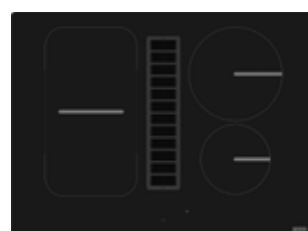
Smart 2gether Black Lines Contemporary Chic

Elevate your kitchen with the new Smart Black Lines. Combining contemporary design with powerful performance, this model Hood Features 630 m³/h at boost speed and A+ class, adding a touch of chic to your culinary space. Choose the Smart family for a harmonious union of style and functionality.

NEW

Smart 2gether Compact Brilliance

Meet the Smart 2gether - compact, intelligent, and powerful. With a 60cm design tailored for smaller spaces, this model doesn't compromise on performance, featuring a potent 630 m³/h extractor. It's the perfect blend of small footprint and big impact in your kitchen.



Mythos

2gether Icon Steel



Note: For the installation of the Mythos 2gether Icon Steel, it is necessary to purchase one of the following kits (see details pg 324)



Hob Extractor
Ducting Kit HI
112.0711.355
£175



Hob Extractor
Ducting Kit HI R
112.0711.985
£215




Hob Extractor
Ducting Kit HI R
112.0711.986
£230



Black
FMY 8391 HI
340.0705.226
£3092

Black
FMY 8391R HI
340.0705.335
£3347



*FMY 8391R HI - Recirculating model

Hood Features FMY 8391

Installation type
Version
Rear venting
Energy class
Extraction speeds
Controls
Charcoal Filter

Hob Extractor
Ducted
N/A
A+
9+i
Capacitive Touch
N/A

Hood Features *FMY 8391R

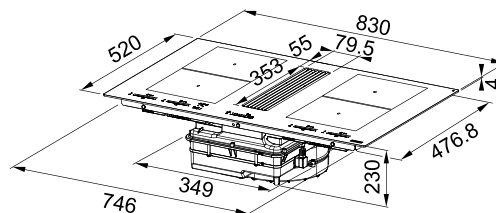
Installation type
Version:
Rear venting
Energy class
Extraction speeds
Controls
Charcoal Filter (pg 300)

Hob Extractor
Recirculating
N/A
A+
9+i
Capacitive Touch
Included
112.0716.092

Speed	Min	Max	Intensive 1
Air capacity (m³/h)	210	450	600
Input	50	170	220
Noise level (dB)	49	67	72

Induction Hob Features

Dimensions: **830x520mm**
Cut out: **See template**
Number of zones: **4**
Control: **Flex touch slider**
Special Functions: **Bridge (2 Flexi-zones), griddle, keep warm, melting, stop and go, power management**
Progressive adjustment from 1 to 9 + Booster
Power: **For each cooking zone 4x 220x180 2100W, Booster : 3000W**
Timer: **End of cooking timer for each zone**
Total power: **consumption 7.4 kW**
Child safety: **Yes**
Note: **Installation slim-top/flush-mount**



Mythos 2gether Glass



Note: For the installation of the Mythos 2gether Glass, it is necessary to purchase one of the following kits (see details pg 324)



H10 Recirculating Kit
112.0539.570
£ 375

H10 Refill Ceramic Filter
112.0548.448 **£41**
180



H6 Recirculating Kit
112.0539.568
£ 363

H6 Refill Ceramic Filter
112.0548.447 **£41**



Back Recirculating Kit
112.0679.887
£ 236

Refill Back outlet
112.0684.123 **£41**



H60 Aspiration Kit
112.0632.523
£ 213



H90 Aspiration Kit
112.0539.569
£ 266

All prices are inclusive of VAT

MYTHOS



Black
FMY 839 HE
340.0679.889
£2950



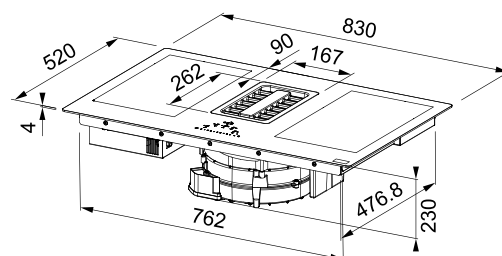
Hood Features

FMY 839 HE

Installation type
Version

Rear venting
Energy class
Extraction speeds
Controls
Charcoal Filter (pg 300)

Hob Extractor
Recirculating and
ducted extraction
N/A
A+
8 + 2 intensive levels
Capacitive Touch
Not Included
112.0548.447, 112.0548.448 or
112.0684.123



Speed	Min	Max	Intensive 1	Intensive 2
Air capacity (m³/h)	230	470	620	510
Input	30	130	220	170
Noise level (dB)	51	67	73	69

Induction Hob Features

Dimensions: **830x520mm**
Cut out: **832x522mm**
Number of zones: **4**
Control: **4 Sliding Touch Controls dedicated to each cooking zone**
Special Functions: **Bridge (2 Flexi-zones), griddle, keep warm, melting, stop and go, power management**
Progressive adjustment from 1 to 9 + Booster
Power: **for each cooking zone**
4x 220x180 2100W, Booster : 3700W
Timer: **End of cooking timer for each zone**
Total power: **consumption 7.4 kW**
Child safety
Note: **Installation slim-top/flush-mount**

Mythos 2gether



Note: For the installation of the Mythos 2gether, it is necessary to purchase one of the following kits (see details pg 324)



H10 Recirculating Kit
112.0539.570
£ 375

H10 Refill Ceramic Filter
112.0548.448



H6 Recirculating Kit
112.0539.568
£ 363

H6 Refill Ceramic Filter
112.0548.447



H90 Aspiration Kit
112.0539.569
£ 266



Black
FMY 839 HI 2.0
340.0597.249
£2719



Hood Features

FMY 839 HI 2.0

Installation type
Version

Rear venting
Energy class
Extraction speeds
Controls
Charcoal Filter (pg 300)

Hob Extractor

Recirculating and
ducted extraction

N/A

A+++

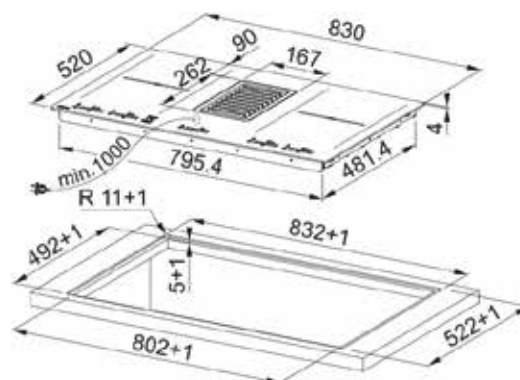
8 + 2 intensive levels

Capacitive Touch

Not Included

112.0548.447, 112.0548.448 or
112.0684.123

Speed	Min	Max	Intensive 1	Intensive 2
Air capacity (m³/h)	245	505	700	550
Input	35	125	220	140
Noise level (dB)	51	65	72	66



Induction Hob Features

Dimensions: **830x520mm**

Cut out: **832x522mm**

Number of zones: **4**

Control: **4 Sliding Touch Controls dedicated to each cooking zone**

Special Functions: **Thawing, Keeping Warm, Melting, Stop & Go, Power Management, Flexi Zone**

Progressive adjustment from 1 to 9 + Booster

Power: **for each cooking zone**

4x 220x180 2100W, Booster : 3700W

Timer: **End of cooking timer for each zone**

Total power: **consumption 7.4 kW**

Child safety

Note: **Installation slim-top/flush-mount**

Maris 2gether Steel



Note: For the installation of the Maris 2gether Steel, it is necessary to purchase one of the following kits (see details pg 324)



Hob Extractor
Ducting Kit HI
112.0711.355
£175



Hob Extractor
Ducting Kit HI R
112.0711.985
£215



Hob Extractor
Ducting Kit HI R
112.0711.986
£230

MARIS

83

NEW

Black
FMA 8391 HI
340.0705.227
£2911

Black
FMA 8391R HI
340.0705.336
£3092



*FMA 8391R HI - Recirculating model

Hood Features

FMA 8391 HI

Installation type
Version
Rear venting
Energy class
Extraction speeds
Controls

Hob Extractor

Ducted

N/A

A+

9+i

Capacitive Touch with sliders

Hood Features

*FMA 8391R HI

Installation type
Version
Rear venting
Energy class
Extraction speeds
Controls
Charcoal Filter (pg 300)

Hob Extractor

Recirculating

N/A

A+

9+i

Capacitive Touch with sliders
Included 112.0716.092

Speed	Min	Max	Intensive 1
Air capacity (m³/h)	230	500	630
Input	40	170	220
Noise level (dB)	49	68	73

Induction Hob Features

Dimensions: **830x520mm**

Cut out: **See template**

Number of zones: **4**

Control: **1 touch slider for all zones**

Special Functions: **Bridge (1 Flexi-zone), griddle, keep warm, melting, stop and go, power management**

Power: **For each cooking zone**

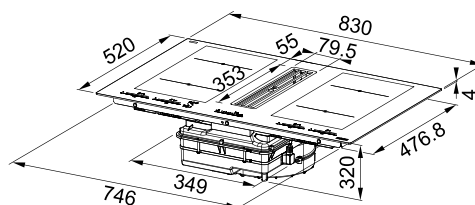
4x 220x180 2100W, Booster : 3000W

Timer: **End of cooking timer for each zone**

Total power: **consumption 7.4 kW**

Child safety: **Yes**

Note: **Installation slim-top/flush-mount**



Maris 2gether Minimal Black



Note: For the installation of the Maris 2gether Minimal Black, it is necessary to purchase one of the following kits (see details pg 324)



Hob Extractor
Ducting Kit HI
112.0711.355
£175



Hob Extractor
Ducting Kit HI R
112.0711.985
£215



Hob Extractor
Ducting Kit HI R
112.0711.986
£230

MARIS

83

NEW

Black
FMA 8381 HI
340.0705.228
£2668

Black
FMA 8381R HI
340.0705.337
£2868



*FMA 8381R HI - Recirculating model

Hood Features FMA 8381 HI

Installation type
Version
Rear venting
Energy class
Extraction speeds
Controls

Hob Extractor
Ducted
Yes
A+
9+i
Capacitive Touch

Hood Features *FMA 8381R HI

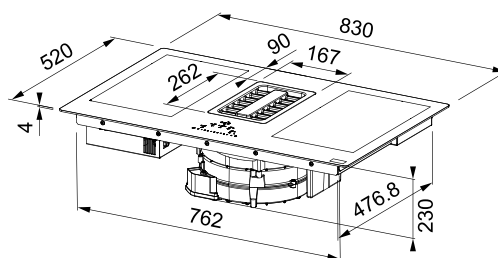
Installation type
Version
Rear venting
Energy class
Extraction speeds
Controls
Charcoal Filter (pg 300)

Hob Extractor
Recirculating
No
A+
9+i
Capacitive Touch
Included 112.0716.092

Speed	Min	Max	Intensive 1
Air capacity (m³/h)	210	450	600
Input	50	170	220
Noise level (dB)	49	67	72

Induction Hob Features

Dimensions: **830x520mm**
Cut out: **See template**
Number of zones: **4**
Control: **1 touch slider for all zones**
Special Functions: **Bridge (1 flexi-zone), griddle, keeping warm, stop and go, power management**
Progressive adjustment from 1 to 9 + Booster
Power: **Cooking Area 1 + 2: 2100 W, Power Boost 3000 W**
Cooking Area 3: 2300 W, Power Boost 3000 W
Cooking Area 4: 1400 W, Power Boost 1850 W
Timer: **End of cooking timer for each zone**
Total power: **consumption 7.4 kW**
Child safety: **Yes**
Note: **Installation slim-top/flush-mount**



Maris 2gether



Note: For the installation of the Maris 2gether, it is necessary to purchase one of the following kits (see details pg 324)



H10 Recirculating Kit
112.0539.570
£ 375

H10 Refill Ceramic Filter
112.0548.448 **£41**
188



H6 Recirculating Kit
112.0539.568
£ 363

H6 Refill Ceramic Filter
112.0548.447 **£41**



Back Recirculating Kit
112.0679.887
£ 236

Refill Back outlet
112.0684.123 **£41**



H60 Aspiration Kit
112.0632.523
£ 213



H90 Aspiration Kit
112.0539.569
£ 266

All prices are inclusive of VAT

MARIS

83



Black
FMA 839 HI
340.0595.364
£2258

Hood Features

FMA 839 HI

Installation type
Version

Hob Extractor
Recirculating and
ducted extraction

N/A

Rear venting

Energy class

A++

Extraction speeds

8 + 2 intensive levels

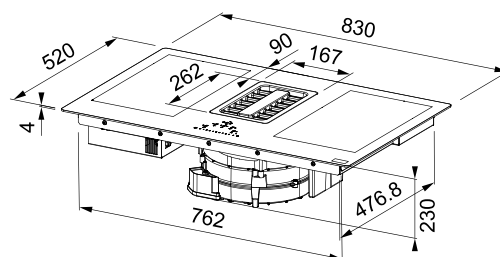
Controls

Capacitive Touch

Charcoal Filter (pg 300)

Not Included

Speed	Min	Max	Intensive 1	Intensive 2
Air capacity (m³/h)	245	505	700	550
Input	35	125	220	140
Noise level (dB)	51	65	72	66



Induction Hob Features

Dimensions: **830x520mm**

Cut out: **see template**

Number of zones: **4**

Control: **4 Sliding Touch Controls dedicated to each cooking zone**

Special Functions: **Keeping warm, stop & go, power management, bridge**

Progressive adjustment from 1 to 9 + Booster

Power: **for each cooking zone**

4x 220x180 2100W, Booster : 3700W

Timer: **End of cooking timer for each zone**

Total power: **consumption 7.4 kW**

Child safety

Note: **Installation slim-top/flush-mount**

Smart 2gether Black Lines



Note: For the installation of the Smart 2gether Blacklines, it is necessary to purchase one of the following kits (see details pg 324)



Hob Extractor
Ducting Kit HI
112.0711.355
£175



Hob Extractor
Ducting Kit HI R
112.0711.985
£215



Hob Extractor
Ducting Kit HI R
112.0711.986
£230

SMART



NEW

Black
FSM 7081 HI
340.0705.229
£2183

Black
FSM 7081R HI
340.0705.338
£2365



*FSM 7081R HI - Recirculating model

Hood Features FSM 7081 HI

Installation type	Hob Extractor
Version	Ducted
Rear venting	N/A
Energy class	A+
Extraction speeds	9+i
Controls	Capacitive Touch
Charcoal Filter (pg 300)	No

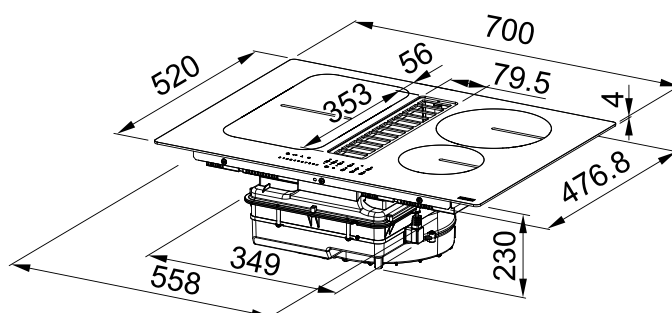
Hood Features *FSM 7081R HI

Installation type	Hob Extractor
Version	Recirculating
Rear venting	N/A
Energy class	A+
Extraction speeds	9+i
Controls	Capacitive Touch
Charcoal Filter (pg 300)	Yes

Speed	Min	Max	Intensive 1
Air capacity (m³/h)	230	500	630
Input	40	170	220
Noise level (dB)	49	68	73

Induction Hob Features

Dimensions: **700x500mm**
 Cut out: **See template**
 Number of zones: **4**
 Control: **1 touch slider for all zones**
 Special Functions: **Bridge (2 flexi-zones), griddle, keeping warm, stop and go, power management**
Progressive adjustment from 1 to 9 + Booster
 Power: **For each cooking zone**
4x 220x180 2100W, Booster : 3000W
 Timer: **End of cooking timer for each zone**
 Total power: **consumption 7.4 kW**
 Child safety: **Yes**
 Note: **Installation slim-top/flush-mount**



Smart 2gether



Note: For the installation of the Smart 2gether, it is necessary to purchase one of the following kits (see details pg 324)



Recirculating Kit
H100: 112.0678.323
£375

H10 Refill Ceramic Filter
112.0548.448 **£41**



Recirculating Kit
H60: 112.0678.324
£314

H6 Refill Ceramic Filter
112.0548.447 **£41**



Back Recirculating Kit
112.0679.887
£ 236

Refill Back outlet
112.0684.123 **£41**



H90 Aspiration Kit
112.0539.569
£ 266



H60 Aspiration Kit
112.0632.523
£ 213

SMART

70



Black
FSM 709 HI
340.0678.203
£1650

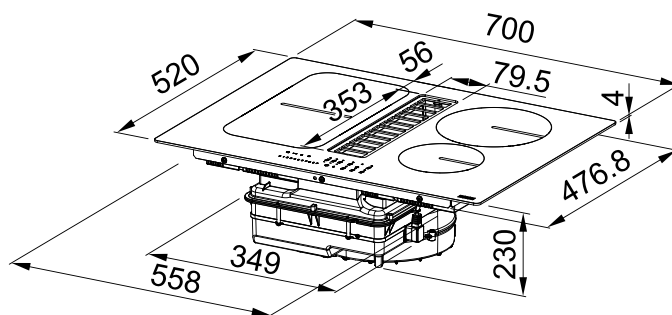
Hood Features

Installation type
Version

Rear venting
Energy class
Extraction speeds
Controls
Charcoal Filter (pg 300)

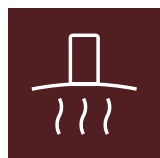
Hob Extractor
Recirculating and
ducted extraction
N/A
A++
8 + 2 intensive levels
Capacitive Touch
Not Included

Speed	Min	Max	Intensive 1	Intensive 2
Air capacity (m³/h)	230	350	500	630
Input	40	75	125	220
Noise level (dB)	49	57	65	71



Induction Hob Features

Dimensions: **700x520mm**
Cut out: **see template**
Number of zones: **4**
Control: **4 Sliding Touch Controls dedicated to each cooking zone**
Special Functions: **Keeping Warm, Stop & Go, Power Management, Bridge, Flexi Zone**
Progressive adjustment from 1 to 9 + Booster
Power: **for each cooking zone**
4x 220x180 2100W, Booster : 3700W
Timer: **End of cooking timer for each zone**
Total power: **consumption 7.4 kW**
Child safety
Note: **Installation slim-top/flush-mount**



Hoods

196 Wall Mounted Downdraft

200	AQ Sense Vertical Monitor
204	Mythos Vertical Air Hub
205	Mythos T Shape Air Hub
206	AQ Sense Vertical
210	Mythos Per Pro
211	Maris Matt Pro
214	Mythos Vertical Pro (K-Link)
216	Maris Vertical Pro (K-Link)
218	Maris Drip Free
222	Avant Silence Wall
226	Maris Modular Wall
228	Smart Wall
229	Evo Plus
230	T-Glass Nice
231	T-Glass Ray
232	Format 45
234	Joy

Island

238	Mythos T-Shelf
240	Avant Silence Island
242	Smart Suspended
244	T-Glass Linear Island

Ceiling

248	Mythos Full Light
250	Mythos Ceiling Air Hub
251	Mythos Ceiling (K-Link)
252	AQ Sense Ceiling
253	Maris Ceiling (K-Link)

Under Cabinet

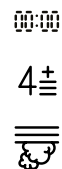
256	Atmos Steam Off
257	Maris Drip-Free (K-Link)
258	Box Premium
260	Box EVO
262	Integrata



Downdraft



The motorised Downdraft hood allows for an unobtrusive, subtle kitchen style. The motor is situated in the cabinet underneath the hob which can be vented externally, or in recirculating mode.



Black Glass
FDW 908 IB XS
110.0365.588
£1570

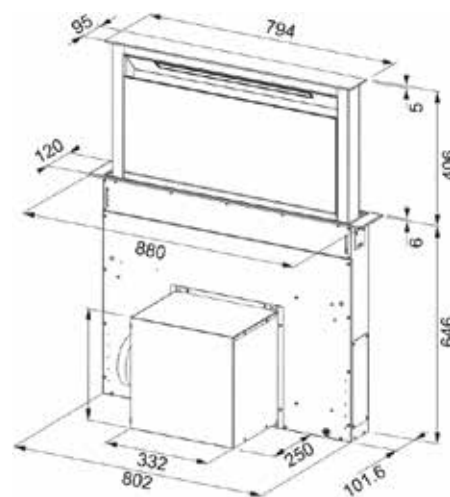


Hood Features

Installation type
Version
Rear venting
Energy class
Extraction speeds
Controls
Remote control
Charcoal Filter (pg 300)
Lighting

Downdraft
Recirculating and ducted extraction
N/A
B
4 + Boost
Capacitive Touch
No
Not Included 112.0262.703
LED Bar

Speed	Min	Max	Intensive
Air capacity (m³/h)	160	420	670
Input	65	190	270
Noise level (dB)	38	57	69



AQ Sense Range

The hood every home deserves.



All prices are inclusive of VAT

Keep clean the air you breathe

The entire range of our AQ SENSE hoods feature an air quality sensor to constantly monitor VOCs (volatile organic compounds), air temperature and humidity and are designed to activate automatically when unsafe levels are detected. Furthermore, through the Franke@home app, you can receive real-time and constant information on the quality of the air in your kitchen. The same app also allows you to control the hood's functions via any mobile phone or tablet: turn on and off, adjust the suction speed or adapt the light settings to create a perfect environment.



Air quality sensor

Constantly monitors VOCs (volatile organic compounds), air temperature and humidity



A hood with a view*

Enjoy a 21.5" display and browse the web.



Auto function

Save energy: the suction speed will automatically start at the right level for what you are cooking and it will work until the air quality reaches a satisfactory level.



Multiple timer*

Keep track of time! And manage more than one timer at a time.



Voice control** compatible

Control your hood with just your voice! Perfect for when your hands are busy preparing and cooking your favourite dishes.



Your photos*

Enjoy your family moments on the wide screen and personalise your hood's background.



Touch Display*

In addition to keeping you constantly informed on air quality, it also allows you to easily control the hood, having its numerous Hood Features at your



Built-in browser*

Browse the web to find the best recipes, listen to your favourite music, check on the weather or the news and get access to a world of online content



Dimmable light*

Adjust the intensity of the light to create the perfect ambience.



Camera*

Link your Wi-Fi camera and keep everything under control.

Available models:

AQ Sense Monitor - see page 200

AQ Sense Vertical - see page 206

AQ Sense Ceiling - see page 252

* Exclusive feature to AQ Range FKAS A80 BK

**Voice control devices not included

AQ Sense Monitor




The AQ Sense Wall Hood will constantly monitor the air quality within your kitchen and adjust the ventilation to suit. It will measure temperature, humidity and the presence of VOC's (volatile organic compounds which are harmful to health) and adjust accordingly. The AQ Sense Wall Hood also boasts WIFI connectivity and 21" colour touch screen to enable you to watch your favourite videos and recipes via a web browser while you are cooking.

This hood is also app-enabled allowing you to control the settings via your mobile phone, or alternatively use Amazon Alexa!

MYTHOS

80

Black
FKAS A80 BK
330.0657.269
£3870



Hood Features

Installation type

Version

Rear venting

Energy class

Extraction speeds

Controls

Remote control

Charcoal Filter (pg 300)

Lighting

Wall

Recirculating and ducted extraction

Yes

N/A

A

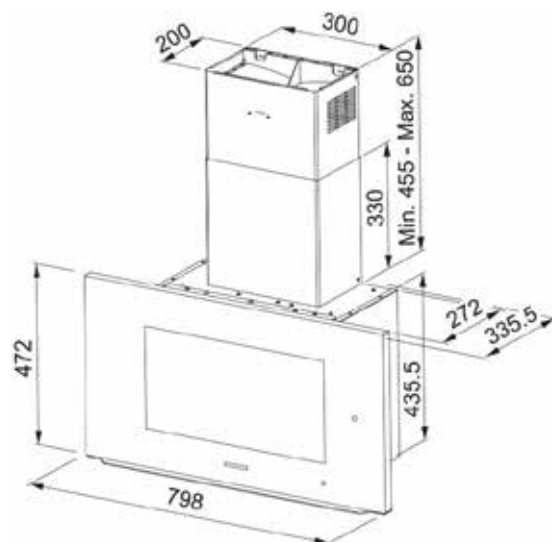
3+i

Touch, Vocal Control, Mobile App

Yes-optional

Not Included 112.0016.755

2 x LED



Speed	Min	Max	Intensive
Air capacity (m³/h)	280	580	740
Input	160	240	250
Noise level (dB)	48	62	67



REMOTE CONTROL
OPTIONAL



Mythos Air Hub

The purest air in the universe



All prices are inclusive of VAT

An extractor hood and air disinfection system all in one. When you think of clean air in your kitchen you usually think of cooking odours, which our Air Hub range removes quickly and effectively, but you rarely think of other polluting elements. Thanks to two separated air streams and two dedicated UV-C lights, the Air Hub hoods remove 99.99% of viruses and bacteria from your kitchen, leaving the air nice to smell and safe to breathe.

With our Air Hubs, clean air is served.



Energy efficient and powerful

Thanks to their energy efficiency, our hoods have an eye for the environment, but they do not give up on efficiency, thanks their powerful blowers.

No ozone production

As confirmed by the University of Siena's laboratories*, our Air Hub removes up to 99.99% of viruses and bacteria thanks to UV-C lighting, with no ozone production and in total safety.



Air purification function

① MANUAL

Start the purifying of the air. You can switch off manually, or it will automatically switch off after 24 hours

» INTENSIVE

Maximum speed of purifying in the shortest possible time. Switches off automatically.

☾ NIGHT

Long cycle for complete purification with the minimum level of noise. Automatically switches on each night.



**Mythos Air Hub
T-shape**
See page 204



**Mythos Air Hub
Vertical**
See page 205



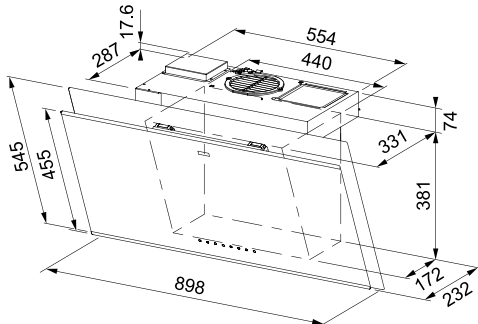
**Mythos Air Hub
Ceiling**
See page 250

*Laboratory tests carried out on E.coli and Staphylococcus aureus by the University of Siena.

Mythos Vertical Air Hub



Black
FVMY AH BK F90 UK
330.0685.564
£1200



Hood Features

Installation type	Version	3±
Rear venting	Energy class	Recirculating and ducted extraction
Extraction speeds	Controls	Yes
Remote control	Charcoal Filter	No
Lighting		A+
		3+i
		Capacitive Touch
		N/A
		No
		2 x LED

Speed	Min	Max	Intensive
Air capacity (m³/h)	250	470	800
Input	160	130	270
Noise level (dB)	48	57	69

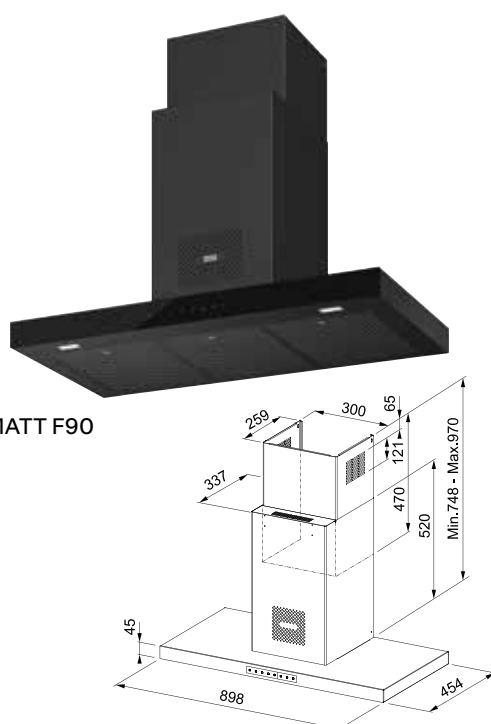
Mythos T Shape Air Hub



MYTHOS



Black
FTMY AH BK MATT F90
325.0679.323
£1075



Hood Features

Installation type
Version

Rear venting
Energy class
Extraction speeds
Controls
Remote control
Charcoal Filter (pg 300)

Lighting

Wall
Recirculating and
ducted extraction

No
A
3+i
Capacitive Touch

No
Included
112.0016.756
2 x UVC

3±



Speed	Min	Max	Intensive
Air capacity (m³/h)	280	580	740
Input	150	240	250
Noise level (dB)	56	68	72

AQ Sense Vertical



The AQ Sense Vertical Wall Hood will ensure your kitchen is clean and safe. By monitoring humidity, and levels of VOC's (volatile organic compounds) this hood will auto-activate when acceptable levels are exceeded.

Operating the hood could not be simpler and can be controlled by your mobile phone app.



Black Glass
FVAS A80BK/2
330.0657.270
£1290

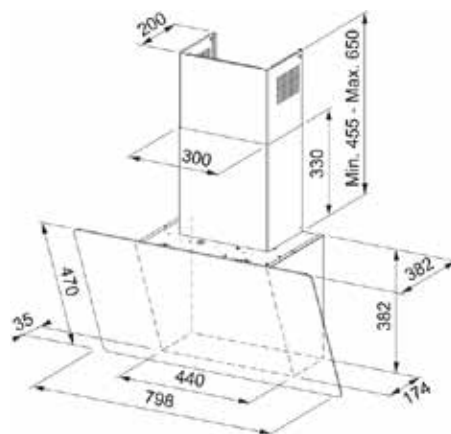


Hood Features

Installation type
Version
Rear venting
Energy class
Extraction speeds
Controls
Remote control
Charcoal Filter (pg 300)
Lighting

Wall
Recirculating and ducted extraction
No
A+
3+i
Touch, Vocal Control, Mobile App
Yes-optional
Not Included 112.0016.755
2 x LED

Speed	Min	Max	Intensive
Air capacity (m³/h)	300	620	770
Input	150	240	250
Noise level (dB)	48	63	68



REMOTE CONTROL
OPTIONAL



Vertical Pro Hoods

Get to know the all-new angles of performance.



All prices are inclusive of VAT

Our Maris and Mythos families welcome an even more premium range. Meet the new Vertical Pro high-performance hood range featuring more power, wider shapes, and better cleaning solutions. Thanks to the Sound-Pro blower, a new, one-of-a-kind filter and wider dimensions it is now quick and easy to access the inner parts of the hood. The new design of the hood's body allows a more powerful suction of cooking fumes, an easier cleaning and a brighter cooking area.

Discover the Vertical Pro exclusive Hood Featu-

- Great sturdiness
- The hood's structure integrates perfectly with your kitchen's splashback
- Better illumination on the hob
- Easier access for cleaning and maintenance
- Larger filter size for a more powerful vapour suction

Mythos



Mythos Perimetral Pro

Mythos Pro Perimetral

See page 210

The exclusive premium range of our Mythos segment, available in the 90 cm size, now proudly offers LED bars able to brighten the whole induction hob; the Tunable White with dimmer function; the double intensive-aspiration producing a mere 56 DB at maximum speed, and the high-performance filter is included. Will you choose to go for the best-in-class A+++ Energy Rated Mythos Pro Perimetral or the stylish Mythos Pro, available in its exclusive matt black and stainless steel stripes and equipped with K-Link?

Maris

Maris Matt Pro

See page 211

The functional and durable Maris range is available in both 80 or 90cm sizes, Hood Features 2 LED dimmable spotlight to brighten your whole induction hob and the Charcoal Filter (pg 300)s come as standard. Both are A+ energy-rated and are easy on the ears too, producing only 56 DB at maximum speed. Will your kitchen display and the exclusive enamelled Matt Black panel of the **Maris Pro Matt**?



Maris Matt Pro

Control it with the Franke@Home App



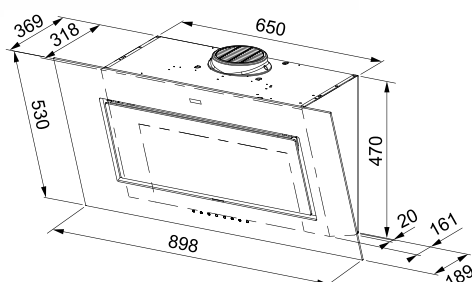
Mythos Per Pro



MYTHOS



Black
FMY PER PRO BK F90
330.0682.354
£1200



Hood Features

Installation type
Version

Rear venting
Energy class
Extraction speeds
Controls
Remote control
Charcoal Filter (pg 300)

Lighting

Wall
Recirculating and
ducted extraction

No
A++
3+2i
Capacitive Touch
No
Not Included

112.0016.755
1 x Dimmable LED Bar



Speed	Min	Max	Intensive 2	Intensive 1
Air capacity (m³/h)	230	450	740	880
Input	8	30	100	170
Noise level (dB)	41	56	67	71

Chimneys

112.0683.833
112.0683.832

Maris Matt Pro



MARIS

80



Black
FMA PRO 807 BK/BK MATT
330.0682.356
£880

90



Black
FMA PRO 907 BK/BK MATT
330.0682.355
£940

Hood Features

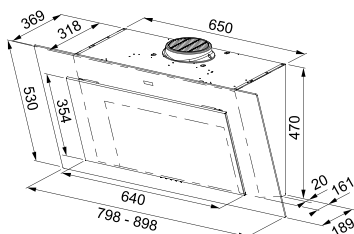
Installation type
Version

Rear venting
Energy class
Extraction speeds
Controls
Remote control
Charcoal Filter (pg 300)
Lighting

Wall
Recirculating and
ducted extraction
No
A+
3+i
Capacitive Touch
N/A
Included 112.0016.755
1 x Dimmable LED



3±



Speed	Min	Max	Intensive
Air capacity (m³/h)	270	450	790
Input	160	240	270
Noise level (dB)	46	56	68

Chimneys

112.0683.833
112.0683.832

K-LINK


Technology

Connect for cooking comfort



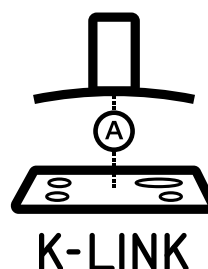

All prices are inclusive of VAT

Time at home is more enjoyable when the elements within it work in harmony together. Franke is proud to present its innovative K-LINK technology designed to create intelligent connection between selected induction hobs and hoods for greater convenience in the kitchen.



Compliments to the chef

The hob and hood can be connected enabling hood suction power to automatically adjust according to the selected cooking level thanks to intelligent communication between the two appliances. Innovative technology that saves hassle and distractions while ensuring more of a continuous flow when preparing recipes, actively removing fumes and odours.



A breath of fresh air

Franke K-LINK technology seamlessly connects selected Maris and Mythos hobs and hoods for efficient, hands-free kitchen experiences. It also saves energy and reduces unnecessary noise which is created through setting suction at levels that are too high. And after the hob is switched off, the hood continues operating for a short period of time to remove remaining steam and vapour effectively. Maximum convenience with technology activated through a simple gesture.

Available models:

Mythos Vertical Pro L-LINK - see page 214

Maris Vertical Pro L-LINK - see page 216

Mythos Ceiling Pro L-LINK - see page 253

Maris Drip-Free Pro L-LINK - see page 257

Mythos Vertical Pro

With K-LINK technology




MYTHOS

NEW

90

Black/Inox
FMY PRO 907 FM BK/IX KL
330.0705.064
£1153



NEW

90

Matt Black
FMY PRO 907 FM BK/BK MATT KL
330.0705.065
£1112

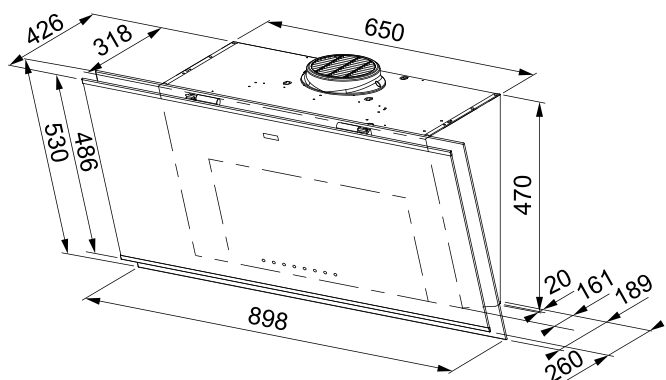


Hood Features

Installation type
Version

Rear venting
Energy class
Extraction speeds
Controls
Remote control
Charcoal Filter (pg 300)
Lighting

Wall
Recirculating and ducted
extraction
No
A++
3+2i
Capacitive Touch
No
Included 112.0016.755
1 x LED Bar



Speed	Min	Max	Intensive 2	Intensive 1
Air capacity (m³/h)	230	450	740	880
Input	8	30	100	170
Noise level (dB)	41	56	67	71

Chimneys

112.0683.832
112.0683.833

Maris Vertical Pro

With K-LINK technology



MARIS

NEW

90

Black
FMA 2.0 PRO 907 BK KL
330.0705.069
£1062



3±



K-LINK

NEW

80

Black
FMA PRO 807 BK KL
330.0705.068
£1010

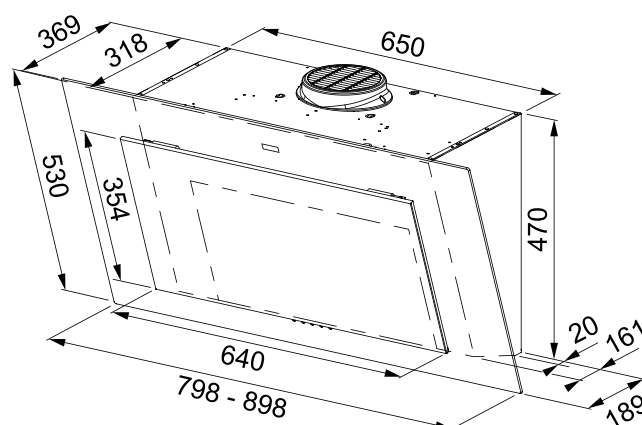


Hood Features

Installation type
Version

Rear venting
Energy class
Extraction speeds
Controls
Remote control
Charcoal Filter (pg 300)
Lighting

Wall
Recirculating and ducted
extraction
No
A+
3+i
Capacitive Touch
N/A
Included 112.0016.755
1 x Dimmable LED



Speed	Min	Max	Intensive
Air capacity (m³/h)	270	450	790
Input	160	240	270
Noise level (dB)	46	56	68

Chimneys

112.0683.833
112.0683.832


Maris

Drip Free



Exclusive design combining together matt and glossy black. The control panel is glossy while the lower section is matt to hide finger prints.

At the touch of a button the heated glass panel stops condensation while the shape of the frontal filter area prevents drips forming. A simple touch of a button takes care of condensation, ensuring nothing drips down onto the hob or into your food.



MARIS



3±



90

Black
FVAD A90 BK MATT/2
330.0657.418
£1183



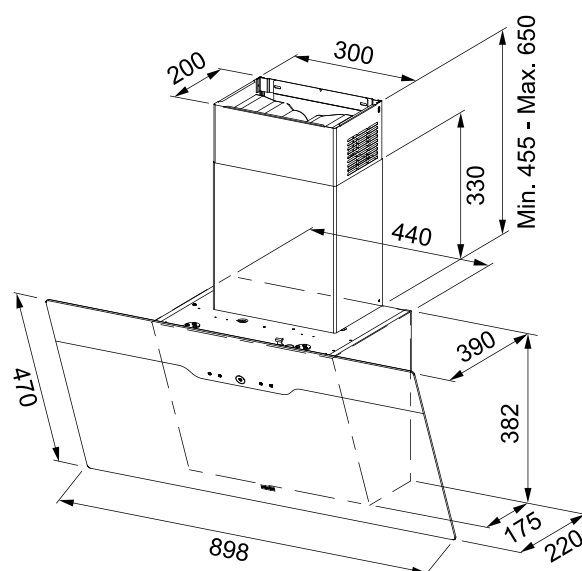
Hood Features

Installation type
Version

Rear venting
Energy class
Extraction speeds
Controls
Remote control
Charcoal Filter (pg 300)
Lighting

Wall
Recirculating and
ducted extraction
No
A
3+i
Capacitive Touch
N/A
Included 112.0016.755
2 x LED

Speed	Min	Max	Intensive
Air capacity (m³/h)	290	600	740
Input	150	240	250
Noise level (dB)	48	63	68



Sound Pro Blower

Pleasing the most difficult ears.



All prices are inclusive of VAT

Enjoy your kitchen at its best and live it to the fullest, thanks to a blower that won't bother your ears. Franke has carried out in-depth studies on the noise levels and sound frequencies of its blowers, searching for an optimal solution. Following extensive research, it succeeded in developing the latest generation technology, capable of making a more pleasant sound thanks to a reduced disturbance caused by high frequency, and, on certain models, to even contain the noise of the hood.



Turn on the hood and simply forget about it.

■ No vortex

Thanks to an innovative design, the new blower significantly reduces turbulence and vortex of the internal air flow.

■ Less noise

At maximum power, the new technology limits the noise threshold of the hood up to -6db or if you prefer, half the noise your ears perceive.

■ Better sound

The sound produced, reducing the disturbance caused by high frequencies, becomes deeper and more pleasant.

Available models:

Avant Silence Wall - see page 222

Avant Silence Island - see page 240



Avant Silence Wall



NOISE REDUCTION AND SOUND QUALITY OPTIMISATION

Thanks to an innovative design, the new motor significantly reduces the turbulence of the internal air flow. Also includes additional adjustable light temperature control 3000K and 24 hour air circulation mode. At maximum power, the new technology limits the noise threshold of the hood up to -6db, but it doesn't stop there. It also optimizes the sound produced, reducing the disturbance caused by high frequencies.



Stainless Steel/Black
FTLN H45 X/BK GLASS A90 FRK
325.0657.267
£1075



Chimney Extension: 112.0017.983 £156

Hood Features

Installation type

Version

Rear venting

Energy class

Extraction speeds

Controls

Remote control

Charcoal Filter (pg 300)

Lighting

Wall

**Recirculating and ducted
extraction**

No

A+

3+i

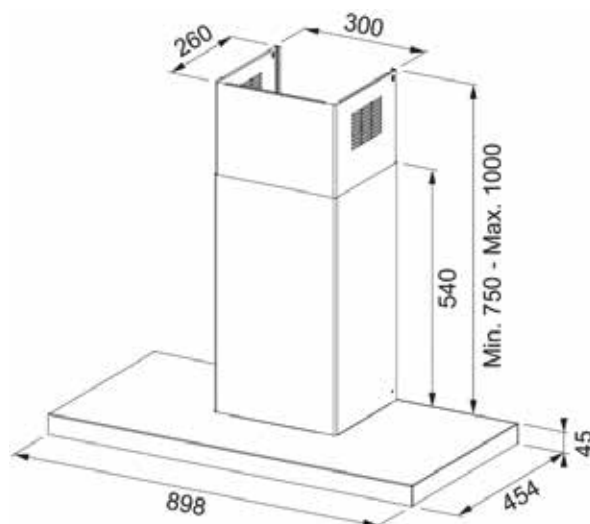
Capacitive Touch

Yes-optional

Included 112.0016.756

2 x LED

Speed	Min	Max	Intensive
Air capacity (m ³ /h)	255	470	750
Input	165	240	270
Noise level (dB)	45	57	68



REMOTE CONTROL
OPTIONAL



Maris

Modular Hood

Flexible design for every kitchen taste



All prices are inclusive of VAT

Whatever the size of your kitchen, it should offer an exciting, fresh aesthetic as well as cool functionality. The hood is no exception, that's why Franke has created Maris Modular which also serves as a storage solution, and can effortlessly adapt to any kitchen space for maximum convenience and beauty.



Tailor made solution

Thanks to individual 60cm modules that allow you to simply install the central module on your wall as well as additional shelving modules on one or both sides, you can create a desired solution according to your space.

More storage space

In addition to bringing a contemporary flair to your kitchen, open smoke-grey glass shelves with Matt Black frames provide additional storage space and eliminate the need for cabinets.

The lighting you need

The flush LED bar with touch control and dimmer function provides excellent illumination for the worktop when cooking and a soft light when the moment calls for a cosy atmosphere.

Powerful and versatile

Maris Modular can be installed in both extraction and recycling mode to suit your ventilation preferences and kitchen setup, delivering exceptional performance up to 720 m³/h in intensive mode.



Maris Modular Wall

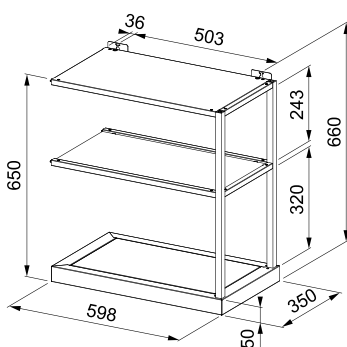


Shelf Module

Black
112.0706.647
£480

Height - 650mm
Width - 600mm
Depth - 350mm

226



All prices are inclusive of VAT

MARIS

NEW

60

Black
FMA Modular Hood 60cm
335.0706.646
£908

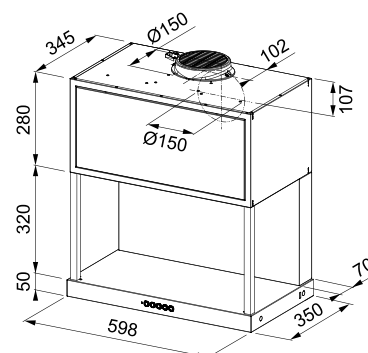


Hood Features

Installation type
Version

Rear venting
Energy class
Extraction speeds
Controls
Remote control
Charcoal Filter (pg 300)
Lighting

Wall
Recirculating and ducted
extraction
No
A
3+i
Flush touch button control
No
Included 112.0016.755
1 x LED Bar



Speed	Min	Max	Intensive
Air capacity (m³/h)	290	620	720
Input	150	240	250
Noise level (dB)	48	64	68

Smart Wall



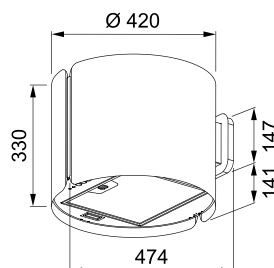
SMART



Black
FSMS WALL F42 BK MATT
335.0689.671
£1165



White
FSMS WALL F42 WH MATT
335.0689.672
£1165



Hood Features

Installation type	Wall	3±
Version	Recirculating	
Rear venting	No	
Energy class	A	
Extraction speeds	3+i	
Controls	Push Button	
Remote control	No	
Charcoal Filter (pg 300)	Included	
Lighting	2 x LED	

Speed	Min	Max	Intensive
Air capacity (m³/h)	270	580	740
Input	150	240	250
Noise level (dB)	53	66	70

Evo Plus



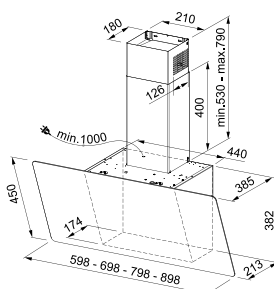
SMART



Black
HOOD FPJ 625 V BK/SS2 FRANKE
330.0528.064
£537



White
HOOD FPJ 625 V WH/SS2 FRANKE
330.0528.065
£537



Hood Features

Installation type
Version

Rear venting
Energy class
Extraction speeds
Controls
Remote control
Charcoal Filter (pg 300)
Lighting

Wall
Recirculating and
ducted extraction

No
A+
3+i

Capacitive Touch
N/A

Included 112.0016.755
2 x LED



Speed	Min	Max	Intensive
Air capacity (m ³ /h)	280	470	800
Input	160	230	270
Noise level (dB)	48	57	69

T-Glass Nice



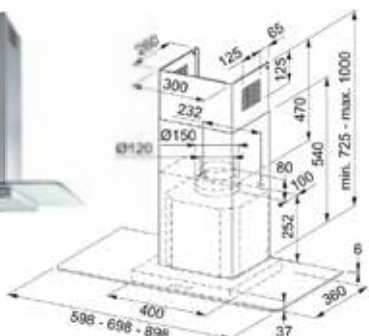
SMART



Stainless Steel
FGL 625 XS NP/2
325.0590.997
£327



Stainless Steel
FGL 925 XS NP/2
325.0590.996
£363



Hood Features

Installation type
Version

Rear venting
Energy class
Extraction speeds
Controls
Remote control
Charcoal Filter (pg 300)
Lighting

T-Shape Wall
Recirculating and
ducted extraction

No

B

3+i

Push Button

No

Not Included 112.0016.756
2 x LED

3±



Speed	Min	Max	Intensive
Air capacity (m³/h)	300	600	700
Input	130	210	250
Noise level (dB)	52	67	70

T-Glass Ray



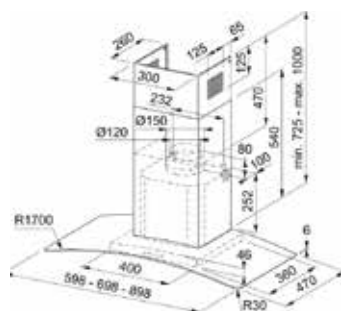
SMART



Stainless Steel
FGC 625 XS NP/2
325.0591.034
£327



Stainless Steel
FGC 925 XS NP/2
325.0591.036
£363



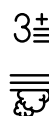
Hood Features

Installation type
Version

Rear venting
Energy class
Extraction speeds
Controls
Remote control
Charcoal Filter (pg 300)
Lighting

T-Shape Wall
Recirculating and
ducted extraction

No
B
3+i
Push Button
No
Not Included 112.0016.756
2 x LED



Speed	Min	Max	Intensive
Air capacity (m³/h)	300	600	700
Input	130	210	250
Noise level (dB)	52	67	70

Format 45





Stainless Steel
 FDF EV8 60 XS/2
 325.0599.575
£343



Stainless Steel
 FDF EV8 90 XS
 325.0599.549
£363



Stainless Steel
 FDF EV8 70 XS/2
 325.0599.576
£349



Stainless Steel
 FDF EV8 90 BK
 325.0599.574
£395



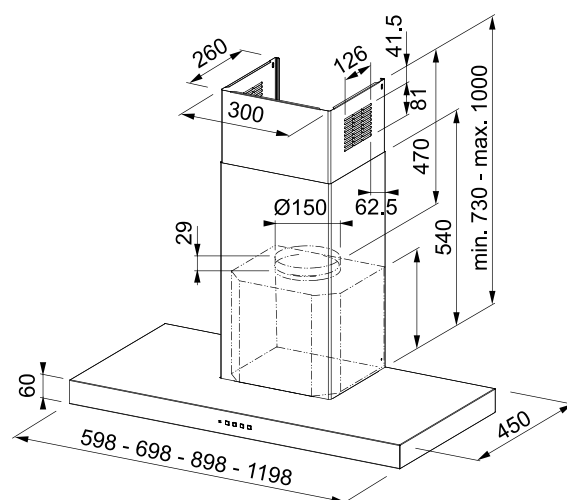
Hood Features

Installation type
 Version

Rear venting
 Energy class
 Extraction speeds
 Controls
 Remote control
 Charcoal Filter (pg 300)
 Lighting

T-Shape Wall
Recirculating and
ducted extraction
No
B
3+i
Push Button
No
Not Included 112.0016.756
2 x LED

Speed	Min	Max	Intensive
Air capacity (m³/h)	290	610	710
Input	130	210	250
Noise level (dB)	50	66	69



Joy





Stainless Steel
FJO 624 XS
320.0545.169
£141



Stainless Steel
FJO 924 XS
320.0545.172
£162

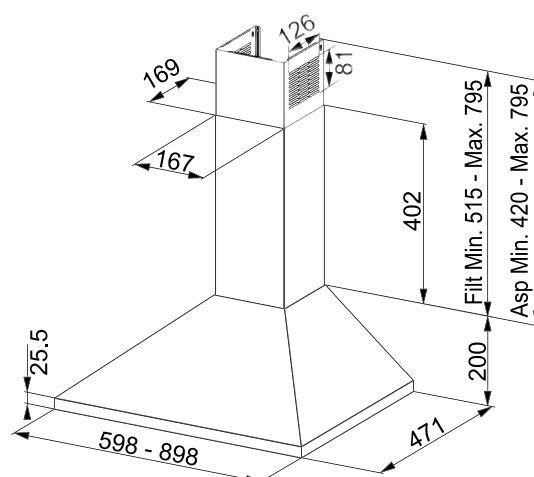


Hood Features

Installation type
Version

Rear venting
Energy class
Extraction speeds
Controls
Remote control
Charcoal Filter (pg 300)
Lighting

T-Shape Wall
Recirculating and
ducted extraction
No
D
3
Square Push Buttons
No
Not Included 112.0067.942
2 x LED



Speed	Min	Max	Intensive
Air capacity (m³/h)	255	330	430
Input	95	125	145
Noise level (dB)	58	62	67

Mythos T-Shelf

Powerful, beautiful organisation.



All prices are inclusive of VAT

The purpose of design is to blend functionality and beauty, our Mythos T-Shelf island hood makes this aim its own. Industrial-styled lines meet smoky glass shelves, combining rigour and lightness in the look with a perfect 360° use of the hood, thanks to the symmetrical position of the user interface and lights.



LED Light bars

Create the perfect atmosphere with two LED light bar with dimmable function.




Intensive Speed

Enjoy your living area thanks to the Sound Pro Blower. Silence at maximum performance.



Integrated style

Matt black grease filters perfectly matching the hood design.



Smoky glass shelves

Customise and organise the space in your kitchen.

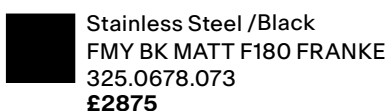
Find the look that suits your kitchen.



Mythos T-Shelf

Powerful, beautiful organisation.





Installation type	Version
...	...

Island Recirculating and ducted extraction

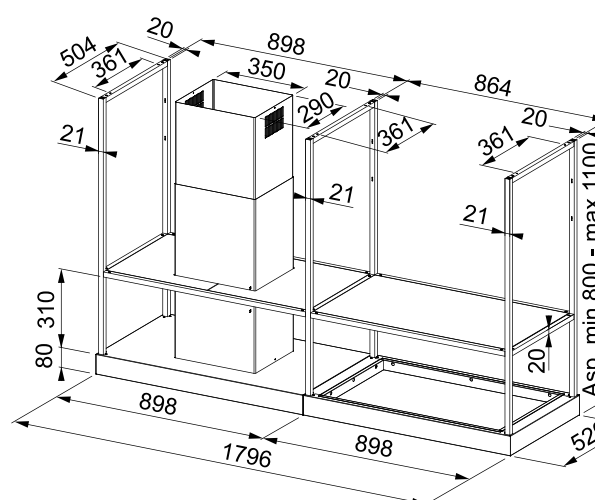
- Rear venting
- Energy class
- Extraction speeds
- Controls

No
A
3+i
Push Button

Remote control
Charcoal Filter (pg 300)
Lighting

Push Button
No
Included 112.0016.755
2 x LED Bar

Speed	Min	Max	Intensive
Air capacity (m³/h)	280	600	750
Input	150	240	250
Noise level (dB)	50	66	70



Avant Silence Island



NOISE REDUCTION AND SOUND QUALITY OPTIMISATION

Thanks to an innovative design, the motor significantly reduces the turbulence of the internal air flow. Also includes additional adjustable light temperature control 3000K and 24 hour air circulation mode. At maximum power, the new technology limits the noise threshold of the hood up to -6db, but it doesn't stop there. It also optimises the sound produced, reducing the disturbance caused by high frequencies.



Stainless Steel /Black
 FTLN I H45 X/BK GLASS A90
 325.0657.268
£1505



Hood Features

Installation type
 Version

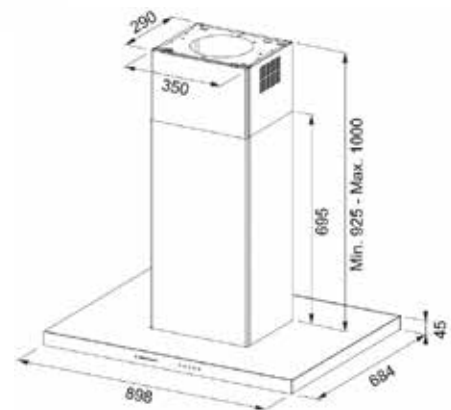
Island
Recirculating and
ducted extraction
No

Rear venting
 Energy class
 Extraction speeds
 Controls

A+
3+i
Capacitive Touch

Remote control
 Charcoal Filter (pg 300)
 Lighting

N/A
Included 112.0016.756
4 x LED



Speed	Min	Max	Intensive
Air capacity (m³/h)	285	470	750
Input	165	240	270
Noise level (dB)	48	57	68





reddot winner 2022

Smart Suspended





Stainless Steel
FSMS 42 SS/BK MATT
345.0654.870
£1064



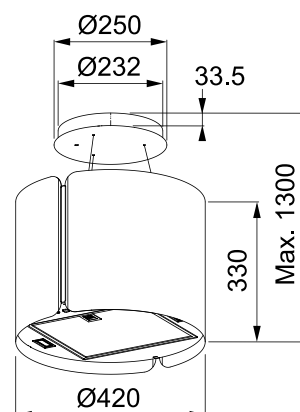
White
FSMS 42 WH MATT
345.0654.932
£1064



Black
FSMS 42 BK MATT
345.0654.933
£1064

Hood Features

Installation type	Island
Version	Recirculating
Rear venting	No
Energy class	A
Extraction speeds	3+i
Controls	Push Button
Remote control	N/A
Charcoal Filter (pg 300)	Included 112.0016.755
Lighting	2 x LED



Speed	Min	Max	Intensive
Air capacity (m³/h)	270	580	740
Input	150	240	250
Noise level (dB)	53	66	70

T-Glass Linear Island



SMART

3⁺

90



Stainless Steel
FGL 925 I XS NP
325.0590.061
£687



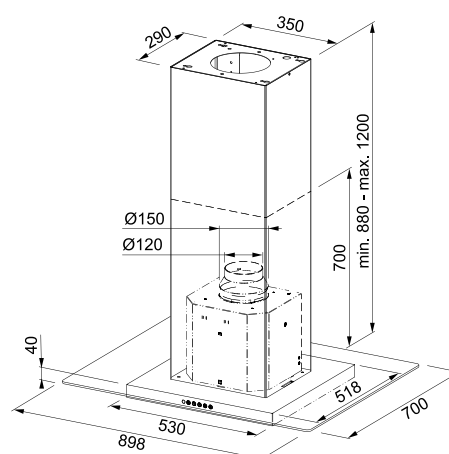
Hood Features

Installation type
Version

Rear venting
Energy class
Extraction speeds
Controls
Remote control
Charcoal Filter (pg 300)
Lighting

**T-Shape Island
Recirculating and
ducted extraction**

No
B
3+i
Push Button
No
Not Included 112.0016.756
4 x LED



Speed	Min	Max	Intensive
Air capacity (m³/h)	300	600	700
Input	130	210	250
Noise level (dB)	52	67	70

Mythos Full Light

See your kitchen under a new light.



All prices are inclusive of VAT

Our Mythos Full Light is all you will need to see your kitchen under a new light. Its full light panel can immerse your entire environment into 5 different brightening hues, selectable with the complimentary remote control or via any of your smart devices and the Franke@Home app.

The idea of giving your kitchen the maximum sensation of space led to the entire development of this new ceiling hood, which makes its minimal design one of its biggest prides. With a slim stainless-steel frame, the hood lets air flow freely in the environment but is also ready to make you forget any cooking odour within just a few moments, thanks to the functionality of the perimetral aspiration.

Less really is more.



Premium quality

High-end premium stainless-steel and elegant white glass give a high-end look to this ceiling hood and to your kitchen.



Create your environment

The full light panel is tunable to 5 shades of white thanks to the Tunable White function, to make your kitchen match any mood and moment.



At your service

Control your hood with the Franke@Home app or with the included remote control.



Seamless & integrated

Cook in total freedom! You won't even notice the beautifully integrated hood on your ceiling, except for when you need to extract cooking odours or if you want more light in the room.

Control it with the Franke@Home App



Mythos Full Light



NEW

90

White
FCMY 90C WHG A FL
350.0679.886
£1800



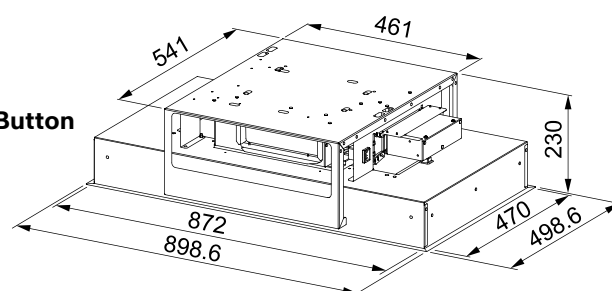
Hood Features

Installation type
Version

Rear venting
Energy class
Extraction speeds

Controls
Remote control
Charcoal Filter (pg 300)
Lighting

Ceiling
Recirculating and ducted extraction
No
A
3+2i
Voice Control, Mobile APP, Push Button
Yes-Included
Not included 112.0339.360
1 x LED Panel



Speed	Min	Max	Intensive 2	Intensive
Air capacity (m³/h)	200	400	520	720
Input	15	85	220	250
Noise level (dB)	43	59	65	72



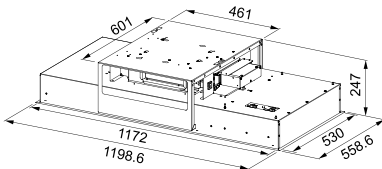
Mythos Ceiling Air Hub



MYTHOS



White
FCMY 120C WHG A AH
350.0679.885
£1950



Hood Features

Installation type
Version
Rear venting
Energy class
Extraction speeds
Controls

Remote control
Charcoal Filter
Lighting

Ceiling
Recirculating and ducted extraction
No
A+
3+2i
Voice Control, Mobile APP, Push Button
Yes-Included
Not included 112.0339.360
1 x LED Bar



Speed	Min	Max	Intensive 2	Intensive 1
Air capacity (m³/h)	190	400	530	700
Input	15	85	220	250
Noise level (dB)	43	60	66	72

Mythos Ceiling

With K-LINK technology



MYTHOS



NEW



Stainless Steel
FCMY 90 CXS A KL
350.0705.066
£1679



White
FCMY 90 C WHG A 2B
350.0679.883
£1715



Hood Features

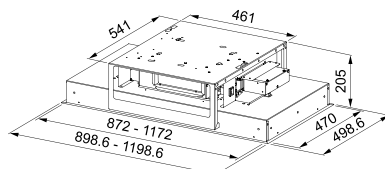
Installation type
Version

Rear venting
Energy class
Extraction speeds
Controls

Remote control
Charcoal Filter
Lighting

Ceiling
Recirculating and
ducted extraction

No
A+
3+2i
Touch, Vocal Control,
Mobile App
Push Button
Yes-Included
No
2 x LED



Speed	Min	Max	Intensive 1
Air capacity (m³/h)	200	400	720
Input	15	85	250
Noise level (dB)	43	59	72

AQ Sense

Ceiling



MARIS



90



Stainless Steel
FCAS A90 XS
350.0657.264
£1720



Hood Features

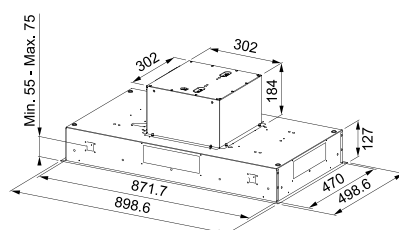
Installation type
Version

Rear venting
Energy class
Extraction speeds
Controls

Remote control
Charcoal Filter (pg 300)

Lighting

Ceiling
Recirculating and ducted extraction
No
A
3+i
Voice Control, Mobile APP, Push Button
Yes-Included
Not Included
112.0016.755
2 x LED



Speed	Min	Max	Intensive
Air capacity (m³/h)	290	610	770
Input	150	240	250
Noise level (dB)	48	63	68

Maris Ceiling

With K-LINK technology



MARIS



NEW



Stainless Steel
FCMA 90 C XS A KL
350.0705.070
£1415



White
FCMA 90 C WHG A
350.0679.879
£1520



Hood Features

Installation type
Version

Rear venting
Energy class
Extraction speeds
Controls

Remote control
Charcoal Filter (pg 300)

Lighting

Ceiling
Recirculating and
ducted extraction

No

A+

3+2i

Touch, Vocal Control,

Mobile App

Push Button

Yes-Included

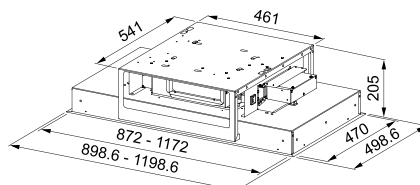
Not Included

112.0339.360

6 x LED




REMOTE
CONTROL



Speed	Min	Max	Intensive 2	Intensive 1
Air capacity (m³/h)	200	400	520	720
Input	15	85	220	250
Noise level (dB)	43	59	65	72

Drip Free Range

No drips, no drama



All prices are inclusive of VAT

Franke is proud to present its innovative Drip Free Range of built-in hoods which are all designed to not only remove odours efficiently but also prevent condensation and the formation of water droplets which can drip onto the cooking surface or even food.

Method to the magic

Drip Free technology combines an increased suction surface along with excellent air flow, and Hood Features a special inclined filter to divert condensation drips into a collection tray which can then be easily removed and emptied. The hood's glass visor even extends outwards so edges of cabinets are protected from humidity damage.

Available in the Maris Franke product family.

See page 257 for the Maris Drip-Free Hood with K-LINK technology.



Maris

Timeless design with optimum performance featuring A energy efficiency class, touch controls with sleek LED spotlights, powerful 710mp³/h induction motor and K-LINK technology.

Atmos

Steam Off



MYTHOS

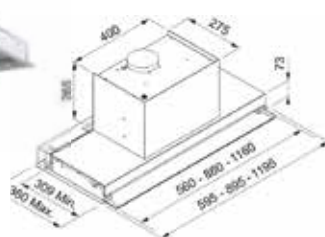


Stainless Steel/Glass
ATMOS 604
305.0504.069
£906



Stainless Steel/Glass
ATMOS 904
305.0504.066
£953

REMOTE CONTROL
OPTIONAL



Hood Features

Installation type
Version

Rear venting
Energy class
Extraction speeds
Controls
Remote control
Charcoal Filter (pg 300)

Lighting

**Built-In
Recirculating and
ducted extraction**

No

A

3+i

Buttons

Yes-Optional

Not Included

112.0542.064 £50

2 x LED

Speed	Min	Max	Intensive
Air capacity (m³/h)	140	320	430
Input	80	100	125
Noise level (dB)	52	66	70



Note: Patented Steam Control Function to reduce and relieve condensation.

Maris Drip-Free

With K-LINK technology



MARIS

NEW

60



Stainless Steel/ Black Glass
FST DRIP-FREE 60 X/2 KL
305.0705.074
£926

NEW

90



Stainless Steel/ Black Glass
FST DRIP-FREE 90 X/2 KL
305.0705.073
£979

Hood Features

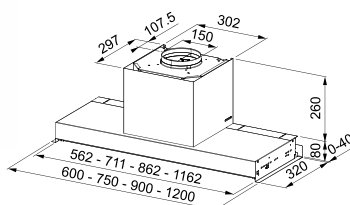
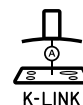
Installation type
Version

Rear venting
Energy class
Extraction speeds
Controls
Remote control
Charcoal Filter (pg 300)

Lighting

**Built-In
Recirculating and
ducted extraction**

No
A
3+i
Capacitive Touch
No
Not Included
112.0339.624
2 x LED



Speed	Min	Max	Intensive 1
Air capacity (m³/h)	280	580	710
Input	150	240	250
Noise level (dB)	49	65	69

Box Premium

Minimalistic design with no visible controls and Hood
Features remote and voice control.



- Alexa compatible
- Flush mounted
- 24 hour circulation mode
- 30 minute delay mode
- Grease filter alarm
- Adjustable light intensity
- Adjustable light temperature



Stainless Steel
FBFP XS A52
305.0665.368
£645



Stainless Steel
FBFP XS A70
305.0665.369
£688

Hood Features

Installation type
Version

Rear venting
Energy class
Extraction speeds
Controls

Remote control
Charcoal Filter (pg 300)
Lighting

**Built-In
Recirculating and
ducted extraction**

**No
B
3+i
Voice Control, Mobile APP,
Push Buttons
Yes-Included
Not Included 112.0016.755
LED Bar**

Hood Features

Installation type
Version

Rear venting
Energy class
Extraction speeds
Controls

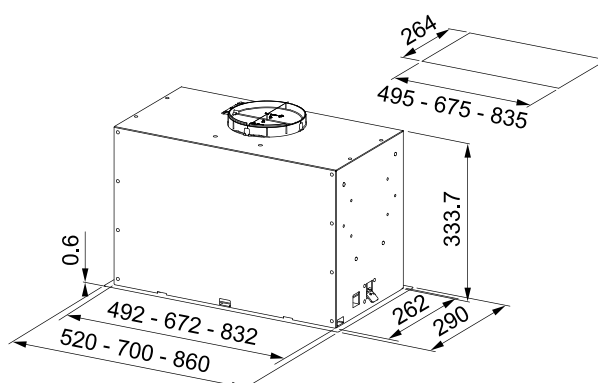
Remote control
Charcoal Filter (pg 300)
Lighting

**Built-In
Recirculating and
ducted extraction**

**No
A
3+i
Voice Control, Mobile APP
Push Buttons
Yes-Included
Not Included 112.0016.755
2 x LED Bar**

Speed	Min	Max	Intensive
Air capacity (m³/h)	280	570	670
Input	130	210	250
Noise level (dB)	47	63	66

Speed	Min	Max	Intensive
Air capacity (m³/h)	290	610	720
Input	150	240	250
Noise level (dB)	47	64	68



Box EVO



MARIS



52



Stainless Steel
FBFE XS A52
305.0675.745
£484



52



White
FBFE WH MATT A52
305.0670.685
£484



52



Black
FBFE BK MATT A52
305.0670.688
£484

**Hood Features Box Flush Evo 52cm**

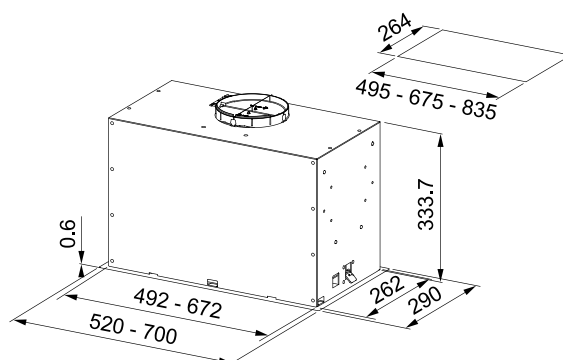
Installation type	Built-In
Version	Recirculating
Rear venting	B
Energy class	3+i
Extraction speeds	Push Button
Controls	N/A
Remote control	Not Included
Charcoal Filter (pg 300)	112.0016.755
Lighting	LED Bar

Hood Features Box Flush Evo 70cm

Installation type	Built-In
Version	Recirculating
Rear venting	B
Energy class	3+i
Extraction speeds	Push Button
Controls	N/A
Remote control	Not Included
Charcoal Filter (pg 300)	112.0016.755
Lighting	LED Bar

Speed	Min	Max	Intensive
Air capacity (m³/h)	280	570	650
Input W	130	210	240
Noise level (dB)	47	64	67

Speed	Min	Max	Intensive
Air capacity (m³/h)	280	540	620
Input W	130	210	240
Noise level (dB)	47	64	67



Integrata



SMART



Aluminium/Grey
FFI 622 GR/2
310.0518.755
£320



Hood Features

Installation type
Version

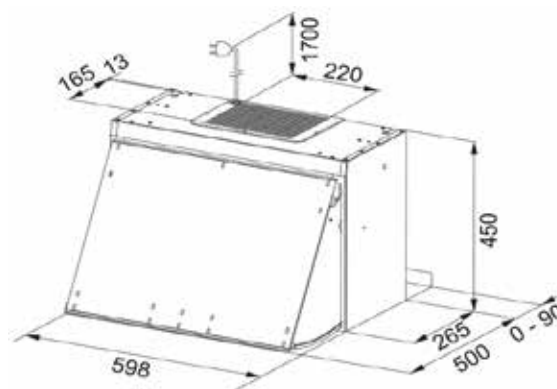
Built-In
Recirculating and
ducted extraction

Rear venting
Energy class
Extraction speeds

No
C
3

Controls
Remote control
Charcoal Filter (pg 300)
Lighting

Slider
No
Not Included 112.0016.755
2 x LED



Speed	1	2	3
Air capacity (m³/h)	250	390	580
Input	80	105	160
Noise level (dB)	46	54	62

Appliances Overview

MYTHOS

MARIS

SMART

Oven Overview



Mythos Steam
p. 268



Mythos Pyrolytic
p. 270



Mythos Combi
p. 272



Mythos Warming Drawer
p. 273



Maris Pyrolytic
p. 274



Maris
p. 276



Maris Combi Oven
p. 278

Hobs Gas



Mythos Gas on Glass
p. 288



Maris Gas on Metal
p. 290

Hobs Induction



Mythos Induction K-LINK
p. 294



Mythos Induction
p. 294



Maris Induction K-LINK
p. 296



Maris Induction
p. 296

Coffee Machines Wine Cooler



Mythos Coffee Machine
p. 282



Accessory Drawer
p. 283



Mythos Wine Cooler
p. 284



Accessory Drawer
p. 285







Ovens

268	Mythos Steam
270	Mythos Pyrolytic
272	Mythos Combi
274	Maris Pyrolytic
276	Maris
278	Maris Combi Oven
282	Mythos Coffee Machine
284	Mythos Wine Cooler

Mythos Steam



reddot winner 2021




MYTHOS

2
YEARS
GUARANTEE

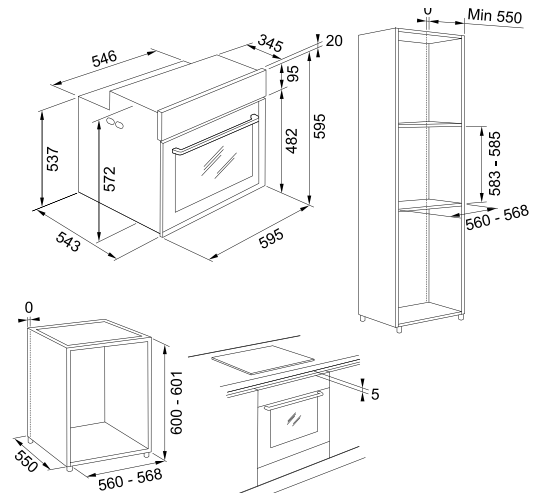
Mythos Steam
FMY 99 HS XS
116.0613.706
£1690

FMY 99 HS BK
116.0613.707
£1740

Accessory: Descaler Kit
112.0639.719
£11



Type: **Multifunction**
Energy efficiency class: **A+**
Maximum cavity capacity: **73 lt**
Control panel: **Display is TFT full touch in colours**
Number of functions: **19**
Cookassist: **60**
Special functions: **15**
Door: **Smooth2close**
Inner door: **Full glass**
Guides: **1 telescopic guide**
Equipment: **2 grids, 1 tray, 1 steam tray, 1 deep tray**
Notes: **Steam cleaning system**



A steamy solution

The special new steam function allows you to cook more calorie-conscious food, with no loss of flavour. And with the large internal capacity you'll have more space to steam or bake different dishes at the same time.



Telescopic Guides

Taking a hot baking tray from the oven is not an easy task. You can customise your oven and add guides as an accessory on as many levels as you want.



Smooth2Close System

The door of the Mythos oven closes softly, silently and precisely.

Mythos

Pyrolytic




2
YEARS
GUARANTEE

**Mythos Pyrolytic
Touch
FMY 99 P XS**
116.0613.708
£1080

FMY 99 P BK
116.0613.709
£1115



Type: **Multifunction**
Energy efficiency class: **A+**
Maximum cavity capacity: **73 lt**
Control panel: **Display is TFT full touch in colours**
Number of functions: **10**
Cookassist: **42**
Functions: **17**
Special functions: **15**
Door: **Smooth2close**
Inner door: **Full glass**
Guides: **1 telescopic guide**
Equipment: **2 grids, 1 tray, 1 deep tray**
Notes: **Pyrolytic self-cleaning system**



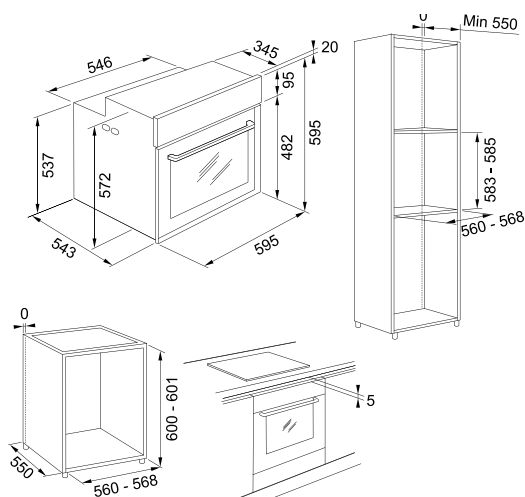
2
YEARS
GUARANTEE

**Mythos Pyrolytic
FMY 98 P XS**
116.0606.101
£930


FMY 98 P BK
116.0606.102
£970



Type: **Multifunction**
Energy efficiency class: **A+**
Maximum cavity capacity: **73 lt**
Control panel: **white LCD display and push-pull knobs**
Number of functions: **10**
Cookassist: **9**
Door: **Smooth2close**
Inner door: **Full glass**
Guides: **1 telescopic guide**
Equipment: **2 grids, 1 tray, 1 deep tray**
Notes: **Pyrolytic self-cleaning system**



Mythos Combi

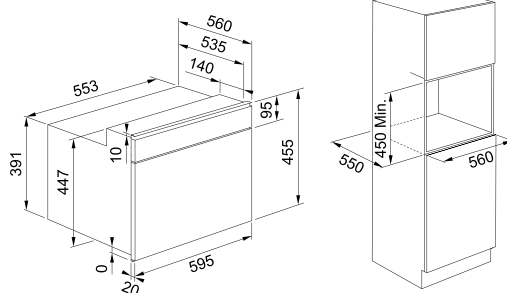


Mythos Combi
FMY 45 MW
131.0606.105
£1240

FMY 45 MW
131.0632.660
£1280



Type: **Combi Microwave**
Maximum cavity capacity: **40 lt**
Control panel: **Push-Pull Knobs with LCD Display**
Number of functions: **9**
Cookassist: **10**
Functions: **9**
Special functions: **7**
Door: **Smooth2close**
Inner door: **Full glass**
Guides: **N/A**
Equipment: **Glass turn table, grill grid, steam box container, baking tray, cover plate**

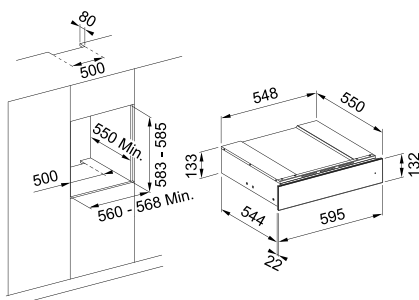


Mythos Warming Drawer
FMY 14 DRW XS
131.0611.212
£560



Cavity Capacity: **16 lt**
Load Capacity: **25kg**

FMY 14 P DRW BK
131.0640.710
£580



Maris Pyrolytic

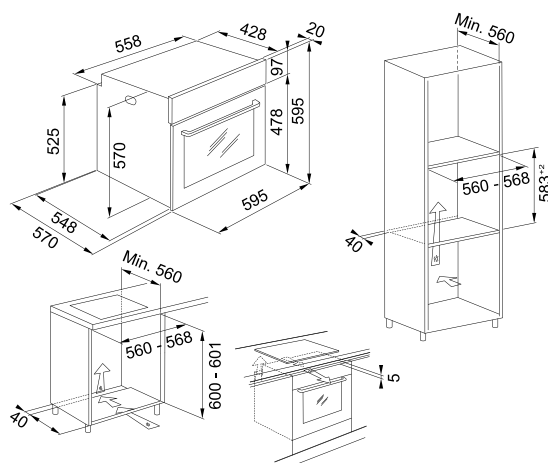


2
YEARS
GUARANTEE

FMA 97 P XS
116.0606.100
£820



Type: **Multifunction**
Energy efficiency class: **A+**
Maximum cavity capacity: **71 lt**
Control panel: **White LED display with push-pull knobs**
Number of functions: **9**
Door: **Smooth2close**
Inner door: **Full glass**
Equipment: **2 wire shelves (1 level partial), 1 baking tray, 1 deep tray**
Notes: **Pyrolytic self-cleaning system**



Maris

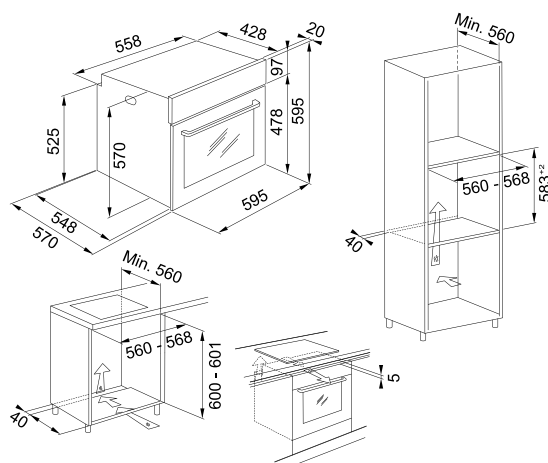


2
YEARS
GUARANTEE

Maris
FMA 86 H XS
116.0606.097
£695



Type: **Multifunction**
Energy efficiency class: **A**
Maximum cavity capacity: **71 lt**
Control panel: **Digital white display with protruding knobs**
Number of functions: **8**
Door: **Smooth2close**
Inner door: **Full glass**
Equipment: **2 wire shelves (sliding shelves optional), 1 baking tray, 1 deep tray**
Notes: **Steam cleaning system**



Maris Combi Oven

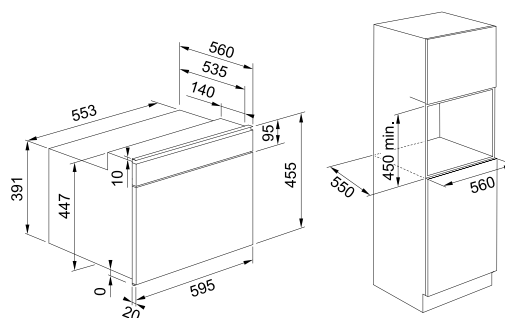


2
YEARS
GUARANTEE

Maris
FMA 45 MW XS
131.0606.104
£1150



Type: **Multifunction**
Maximum cavity capacity: **40 lt**
Control panel: **LED white display with push-pull knobs**
Number of functions: **7**
Door: **Smooth2close**
Inner door: **Full glass**
Equipment: **360Ømm Glass turntable, 1 wire shelf, 1 baking tray, 1 coverplate**



Mythos Coffee Machines

Coffee time!



All prices are inclusive of VAT

Let the aroma of freshly ground coffee beans help you start the morning right. With the Franke Mythos Coffee Machines, craft your coffee exactly as you like, always to a barista's standard. Whether that's a quick espresso or a silky cappuccino, the choice is yours. In a hurry? Worry not, the self-cleaning function will look after clean-up. The machines' pure and minimalist design, which comes in both sleek stainless steel and black stainless steel, also integrates seamlessly with our exclusive Mythos range, making your kitchen complete.



Stainless Steel



Black

A statement of taste

Perfect built-in installation and unique stainless-steel frame and black finish or total black to match the Mythos product line in gallery installation

A coffee that is truly yours

- Up to 2 cups to be placed under the spouts at the same time
- Adjustable coffee quantity: 5 sizes (espresso, small cup, medium cup, large cup, mug)
- Settable coffee taste (extra mild, mild, standard, strong or extra-strong)
- Adjustable coffee temperature (low, medium and high)
- Adjustable density of cappuccino foam

An energy booster and saver

Energy saving through the programmable automatic shutdown

- Auto-start and shutdown function to schedule the time the machine will work or switch off automatically

It looks after you and itself

Easy to clean, thanks to automatic system rinsing and descaling functions

- Automatic rinsing of the system: every time the product is switched on or off
- Automatic descaling

Mythos Coffee Machines



MYTHOS



Stainless Steel

**Mythos Coffee Machine
FMY 45 CM XS**
131.0627.473
£2350

**2
YEARS**
GUARANTEE

Accessory: Descaler Kit
112.0639.719
£11

Features:

Electronic Touch, White display
Capacity of Water Tank: 1.8 Litres
Capacity of Coffee Beans drawer: 200g
N° of cup: 1 or 2

NEW



Black

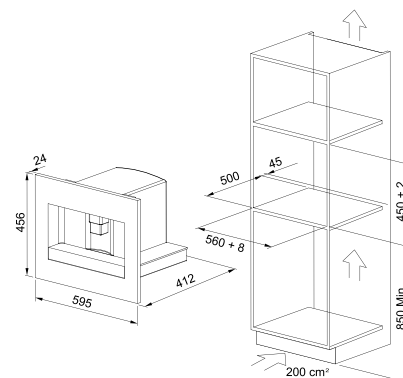
**Mythos Coffee Machine
FMY 45 CM BK**
131.0682.091
£2378

**2
YEARS**
GUARANTEE

Accessory: Descaler Kit
112.0639.719
£11

Features:

Electronic Touch, White display
Capacity of Water Tank: 1.8 Litres
Capacity of Coffee Beans drawer: 200g
N° of cup: 1 or 2



Accessory Drawer




**Mythos Coffee Machine Accessory Drawer
FMY CMD XS**
131.0691.007
£684

**2
YEARS**
GUARANTEE

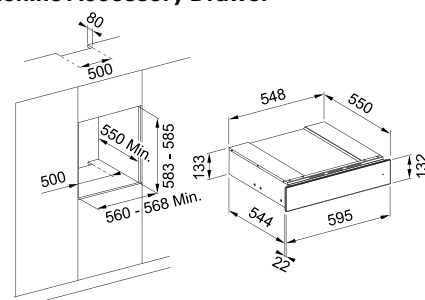


NEW



**Mythos Coffee Machine Accessory Drawer
FMY CMD BK**
131.0694.163
£692

**2
YEARS**
GUARANTEE



Coffee
Accessories
Kit



1. Coffee beans holders



2. Tea/infusers leaves holders



3. Latte art set



4. Infuser



5. Spoon



6. Additional space to hold sugar/tea bags etc

Mythos Wine Cooler



The ideal storing environment for your wine collection which integrates into the beauty of your own kitchen. The optimal conditions usually exclusively guaranteed by an underground cellar are now akin of those our Mythos Wine Cooler can provide, with the noticeable advantage of offering you the chance to have up to 24 of your favourite bottles always at hand.

A Wine Cooler like no other

The Mythos Wine Cooler temperature can be set from 4° to 18°, ensuring your wine collection is maintained to perfection. Keeping the characteristics of your wine intact, the Anti-UV glass filters enough light through to ensure optimal preservation. The electronic display allows the temperature to be visible at all times and the LED light perfectly highlights every detail, while the 3 sliding premium oak built-in shelves bring elegance to your wine collection.

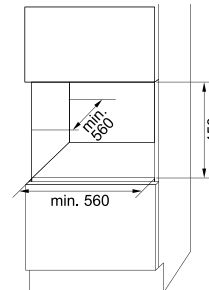
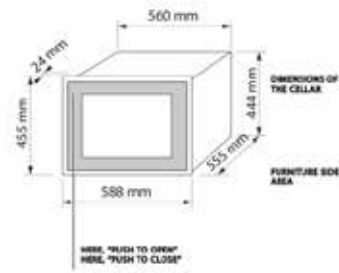


Stainless Steel

Mythos Wine Cooler
FMY 24 WCR XS UK
131.0690.765
£2300

2
YEARS
GUARANTEE

Features:
24 bottle capacity
Push-Push lateral door opening
3 sliding shelves
Shelves in oak wood
Temperature range: 4° - 18°
Internal electronic display
LED light
Anti-UV glass

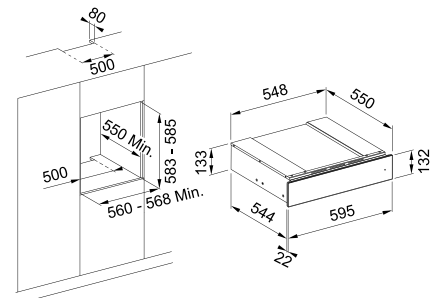


Accessory Drawer



Mythos Wine Cooler Accessory Drawer
FMY 14 WCRD XS
131.0691.006
£684

2
YEARS
GUARANTEE



1. Blade corkscrew
2. Foil cutter
3. Wing corkscrew
4. Sommelier corkscrew
5. Wine drip ring
6. Champagne bottle cap
7. Wine pourer cap
8. Wine aerator pourer
9. Champagne opener

Wine Accessories Kit







Gas Hobs

288

Mythos Gas Hobs

290

Maris Gas on Metal

Mythos

Gas Hobs

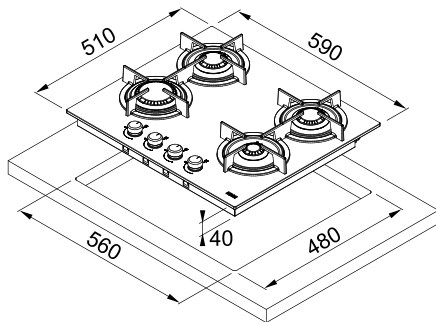




2
YEARS
GUARANTEE

FHCR 604 4G HE BK C
106.0374.280
£650

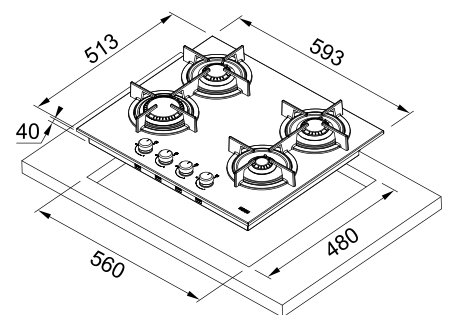
Type: Gas on Glass
Width 60cm
Burner/Heating zones 4
Cast iron grilles
Integrated electronic ignition
Safety valve



2
YEARS
GUARANTEE

FHCR 604 4G HE XA C
106.0496.075
£1000

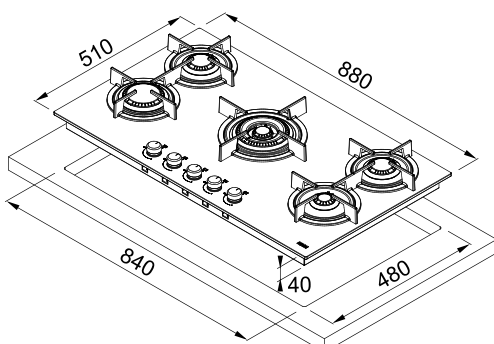
Type: Gas on Metal
Width 60cm
Burner/Heating zones 4
Cast iron grilles
Integrated electronic ignition
Safety valve



2
YEARS
GUARANTEE

FHCR 905 4G TC HE BK C
106.0734.288
£850

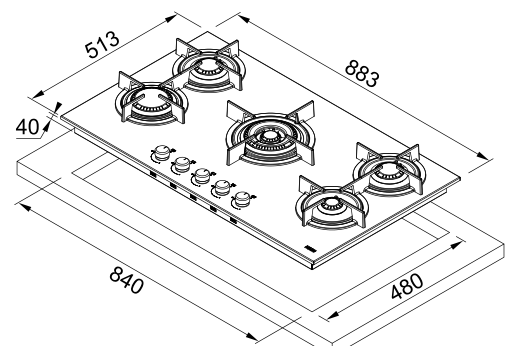
Type: Gas on Glass
Width 88cm
Burner/Heating zones 5
Cast iron grilles
Dual crown
Integrated electronic ignition
Safety valve



2
YEARS
GUARANTEE

FHCR 905 4G HE XA C
104.0496.077
£1285


Type: Gas on Metal
Width 88cm
Burner/Heating zones 5
Cast iron grilles
Dual crown
Integrated electronic ignition
Safety valve



Maris

Gas on Metal


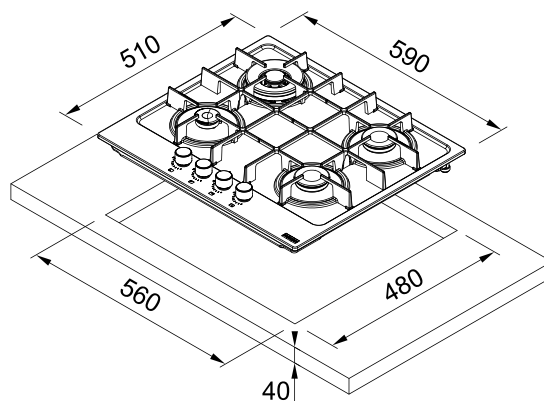




2
YEARS
GUARANTEE

FHMA 604 DC MB C
106.0670.112
£615

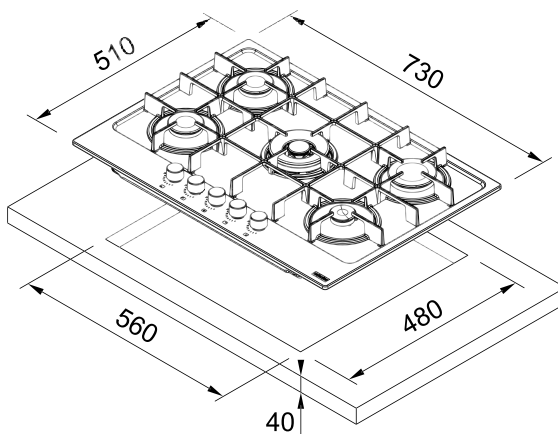
Type: Gas on Metal
Width 60cm
Burner/Heating zones 4
Cast iron grilles
Dual crown
Integrated electronic ignition
Safety valve



2
YEARS
GUARANTEE

FHMA 755 4G DC MB C
106.0670.113
£715

Type: Gas on Metal
Width 73cm
Burner/Heating zones 5
Cast iron grilles
Dual crown
Integrated electronic ignition
Safety valve







Induction Hobs

294

296

Mythos induction

Maris induction

Mythos Induction

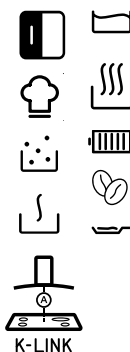



MYTHOS



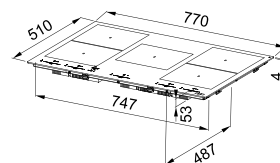
NEW

2
YEARS
GUARANTEE



FMY 805 I F KL BK
108.0704.932
£1710

Type: **Electric**
Technology: **Induction**
Controls: **LCD Touch control**
Number of cooking zones: **5**
User interface: **Direct touch with sliders**
Number of sliders: **5**
Functions: **19**
Cook assist functions: **63**
FlexPro zone: **Yes**
Power level: **9 + booster**
Number of boosters: **8**




MYTHOS



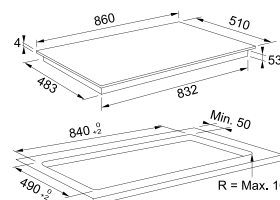
NEW

2
YEARS
GUARANTEE



FMY 906 I FP BK
108.0675.431
£1485

Type: **Electric**
Technology: **Induction**
Controls: **LCD Touch control**
Number of cooking zones: **6**
User interface: **Direct touch buttons**
Number of sliders:
Functions: **19**
Cook assist functions: **63**
FlexPro zone: **Yes**
Power level: **18 + booster**
Number of boosters: **8**



MYTHOS

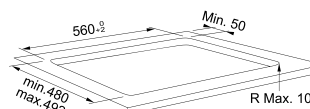
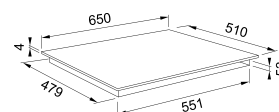


2
YEARS
GUARANTEE



FMY 658 I FP
108.0613.587
£1215

Type: **Electric**
Technology: **Induction**
Controls: **LCD Touch control**
Number of cooking zones: **8-Flexi full**
User interface: **Text assisted white display**
Number of sliders: **1**
Functions: **19**
Cook assist functions: **63**
FlexPro zone: **Yes**
Power level: **18+ booster**
Number of boosters: **8**



Maris Induction



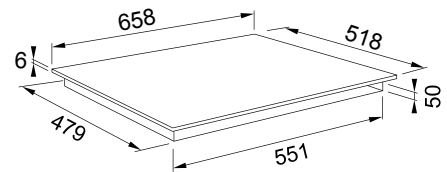
MARIS

NEW

2
YEARS

GUARANTEE

FMA 654 I F KL BK
108.0704.935
£784



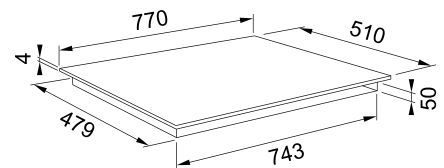

Type: **Electric**
Technology: **Induction**
User Interface: **Flex touch slider**
Number of cooking zones: **4**
User interface: **Red digital display**
Number of sliders: **1**
Cook assist functions: **63**
Functions: **19**
Power level: **9 + booster**
Child lock: **Yes**

MARIS

2
YEARS

GUARANTEE

FMA 804 I F BK
108.0606.112
£610



Type: **Electric**
Technology: **Induction**
User Interface: **7 Segments, direct touch**
Number of cooking zones: **4**
User interface: **Red digital display**
Number of sliders: **4**
Power level: **18+ booster**
Child lock: **Yes**



Waste Management Systems

300

301

304

Additional Accessories

Waste Sorter Bins

Waste Disposal Units





Additional Accessories

Franke innovation doesn't end with sinks and taps.

We strive to make your life easier in every aspect of your kitchen with a range of convenient and practical kitchen solutions. From dealing with unsightly household waste in a hygienic manner to effortlessly sorting waste for recycling, they are designed to save time and to incorporate kitchen essentials discreetly into kitchen units, so that you can maintain a clean, uncluttered kitchen.



Tap Brace

Connects the tap to the worktop for extra support. Variable collar fits on any model of tap. Can be used on any stainless steel inset sink.

FUN 133.0026.896

£18



Waste Bin

Inset stainless steel system with a 12 litre polyethylene container. Sits flush with worktop with cover to keep odours sealed inside.

FUN 134.0035.042

£338



Waste Disposal Unit Extended Flange

An extended flange is available from service agents at extra cost if required when fitting to ceramic sinks.

Please note:

Overflow connector required when fitting WDU in main bowl

FUN 112.0489.809

£48

Note: WDU Chrome Airswitch Button supplied with all Continuous Feed Waste Disposal models. Decor Steel and Matt Black Airswitch Button now available as a spare from www.central-servicesuk.co.uk

FUN 133.0573.849

£29

Hoods Accessories

Hood Remote Control

PRODUCT	FUN NUMBER	RRP (Inc. VAT)
Optional Remote Control	112.0676.783	£59

FILTER	FUN NUMBER	RRP (Inc. VAT)
A	112.0339.360	£108
B	112.0016.755	£26
C	112.0543.478	£258
D	112.0016.756	£26
E	112.0512.466	£30
F	112.0547.940	£325
G	112.0548.447	£172
H	112.0548.448	£221
I	112.0262.703	£235
J	112.0542.064	£56
K	112.0470.631	£50
L	112.0067.942	£26
M	112.0017.979	£26
N	112.0684.123	£41

Carbon Filters: These increase filtration efficiency and are required on all recycling hood units. Used to catch unwanted odours, they are supplied in either circular or square format, depending on the model of your hood. Please check models for correct configuration.

Waste Sorter Bins

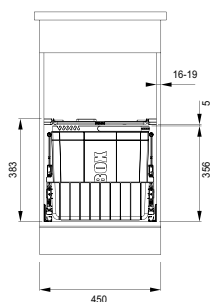


Fitting neatly into most standard cabinets, Franke Waste Sorters feature separate plastic containers to sort domestic waste into different categories such as food, cans, plastic and paper. A lid closes over the bins to contain any odours. Franke Waste Sorters are the convenient alternative to the conventional waste bin.

Standard door systems

The Franke 300 Series Sorter Systems are a useful addition to any kitchen with standard doors, fitting neatly into 450mm and 600mm kitchen base units. Each bin has a handle that can also be used to secure waste bags. The roll-out carrier is fully waterproof, simple to dismantle and easy to clean.

MARIS

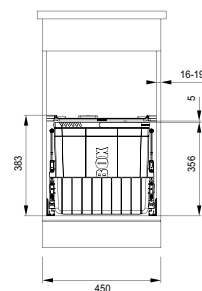


2
YEARS
GUARANTEE

Sorter 300-45 Duo
Minimum Cabinet Width 450mm
Bin 2x22L

FUN 121.0150.144
£359

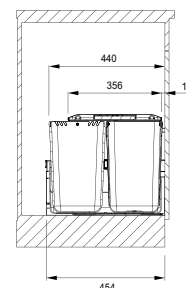
MARIS



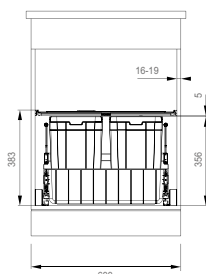
2
YEARS
GUARANTEE

Sorter 300-45 Trio
Minimum Cabinet Width 450mm
Bin 1x22L 2x10L

FUN 121.0150.145
£374



MARIS

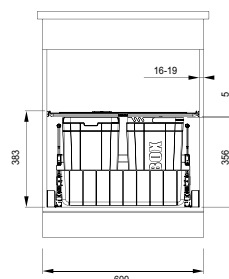


2
YEARS
GUARANTEE

Sorter 300-60 Duo
Minimum Cabinet Width 600mm
Bin 2x22L

FUN 121.0150.143
£374

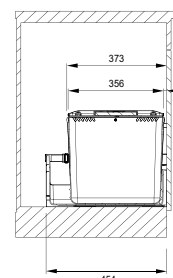
MARIS



2
YEARS
GUARANTEE

Sorter 300-45 Trio
Minimum Cabinet Width 600mm
Bin 1x22L 2x10L

FUN 121.0150.146
£388



Elite Slimline Food Waste Disposers

Cook like a chef, grind like a master



Clean up after mealtimes as skillfully as you prepare them thanks to the new Franke Elite Slimline range of food waste disposers. Each is designed to be a daily family assistant, helping to manage food waste easily, reduce risk of germs and odours, and offer a more sustainable approach to everyday kitchen life.



A powerful performance

Thanks to innovative Twist Force technology that offers exceptional grinding power, you can expect fast and efficient results without jamming. A hygiene safeguard also fights against the growth of bacteria and unpleasant odours with its antimicrobial protection.

Details that deliver

Each waste disposer features a high-flow splash guard ensuring the grinding chamber is left clean, Sound Soft Technology for noise reduction, and a strong Magnetic Rim on selected models to attract kitchen utensils and other miscellaneous metal objects.



Elegance under the sink

Thanks to a 3-Bolt Mounting System that makes it compatible with all Franke sinks and bowls that feature a 3 1/2" waste hole, and an elegant-shelled body which is designed to save maximum space underneath the sink, each Elite Slimline Waste Disposer is a refreshing piece of Franke innovation that is a welcome addition to any kitchen.



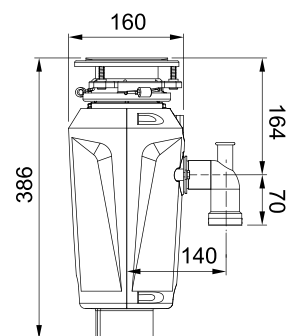
Meet the range

NEW

SLIM 125

1.25 HP Disposer
134.0715.435
£579

Horsepower: 1 1/4 • Feed: Continuous • RPM: 2800 • Hygiene
Safeguard Flange • Sound Softening Insulated Shell • Stainless Steel
Grinding Chamber • Twist Force Balanced Grinding Sytem • Jam
Resistant • Cast Impellers • Antimicrobial Removable Splash Guard
• Magnetic Rim • 3-Bolt installation • Integrated Air Switch Connection

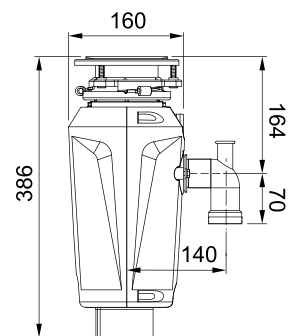


NEW

SLIM 100

1 HP Disposer
134.0715.436
£520

Horsepower: 1 • Feed: Continuous • RPM: 2750 • Hygiene
Safeguard Flange • Sound Softening Insulated Shell • Stainless Steel
Grinding Chamber • Twist Force Balanced Grinding Sytem • Jam
Resistant • Cast Impellers • Antimicrobial Removable Splash Guard
• Magnetic Rim • 3-Bolt installation • Integrated Air Switch Connection

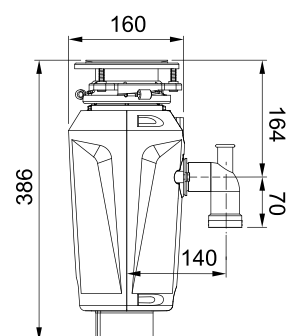


NEW

SLIM 75

0.75 HP Disposer
134.0715.437
£467

Horsepower: 3/4 • Feed: Continuous • RPM: 2700 • Hygiene
Safeguard Flange • Sound Softening Insulated Shell • Stainless Steel
Grinding Chamber • Twist Force Balanced Grinding Sytem • Jam
Resistant • Cast Impellers • Antimicrobial Removable Splash Guard
• 3-Bolt installation • Integrated Air Switch Connection

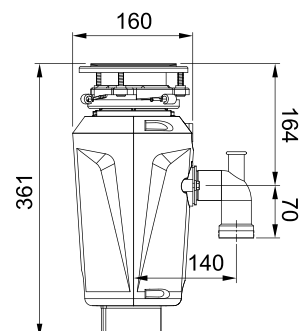


NEW

SLIM 50

0.50 HP Disposer
134.0715.439
£371

Horsepower: 1/2 • Feed: Continuous • RPM: 2600 • Hygiene
Safeguard Flange • Stainless Steel Grinding Chamber • Twist Force
Balanced Grinding Sytem • Jam Resistant • Stamped Impellers
• Antimicrobial Removable Splash Guard • 3-Bolt installation
• Sound Softening Insulated Shell • Integrated Air Switch Connection



Specification

Guide

DESCRIPTION	SLIM 125 134.0715.094	SLIM 100 134.0715.095	SLIM 75 134.0715.096	SLIM 50 134.0715.098
Motor	2800 rpm Jam-Resistant DC motor	2750 rpm Jam-Resistant DC motor	2700 rpm Jam-resistant DC motor	2600 rpm Jam-resistant DC motor
Feed Type	Continuous	Continuous	Continuous	Continuous
Sound Feature	Sound Softening Technology	Sound Softening Technology	Sound Softening Technology	Sound Softening Technology
Grind Feature	TwistForce Grinding	TwistForce Grinding	TwistForce Grinding	TwistForce Grinding
Hygiene Feature	Hygiene Safeguard	Hygiene Safeguard	Hygiene Safeguard	Hygiene Safeguard
Sink Baffle	Antimicrobial Removable Splashguard	Antimicrobial Removable Splashguard	Antimicrobial Removable Splashguard	Antimicrobial Removable Splashguard
Integrated Air Switch Connection	Yes	Yes	Yes	Yes
Septic Approved	Yes	Yes	Yes	Yes
Chamber Size	29 oz. 0.86 liters	29 oz. 0.86 liters	29 oz. 0.86 liters	29 oz. 0.86 liters



Kitchen Solutions

309
310

All-In
Andy Chef





It all comes together with **ALL-IN**



Prepare

Using the bamboo board, telescopic bridge, strainer and collector bowls, All-In can help you:

- Chop vegetables and other ingredients
- Collect the cut food
- Collect peeling and deal with waste
- Store prepped ingredients in the fridge



Cook

The bridge, strainer bowls and foldable pad are really useful at the cooking stage and you can:

- Rest pots and pans on the bridge while filling them from the tap
- Use the strainer to drain pasta, or other ingredients
- Stand hot pans and dishes on the foldable pad to protect work surfaces

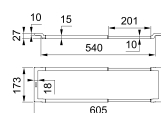


Clean

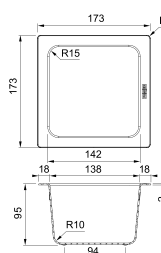
When it's time to wash up, the bridge, strainer bowls and foldable pad can also help you to:

- Drain glasses and dishes
- Drain cutlery and cooking utensils

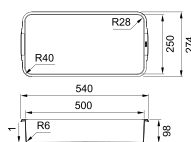
Inox telescopic bridge



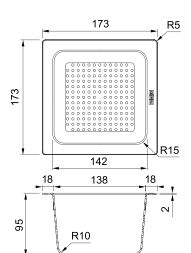
Small collector bowl



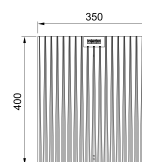
Storage box



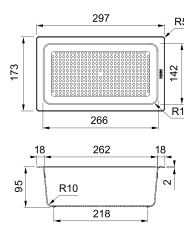
Small strainer bowl



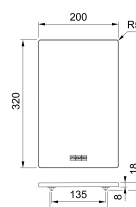
Foldable silicone pad



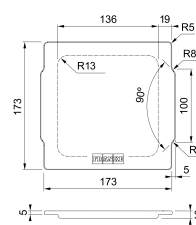
Large strainer bowl



Bamboo chopping board



Bamboo bowl lid



All-In is compatible with the following sinks:

Antea AZG ,Argos AGX ,Ariane ARX, Basis BFG, Centro CNG, Galassia GAX, Largo LAX, Maris MRG, Maris MRX and Neptune NEX

All-In Set 1

112.0655.481

- Inox telescopic bridge
- Bamboo chopping board
- Large strainer bowl

£97




All-In Set 2

112.0655.482

- Inox telescopic bridge
- Bamboo chopping board
- Small strainer bowl
- Small collector bowl
- Bamboo bowl lid

£113




All-In Set 3

112.0655.483

- Inox telescopic bridge
- Bamboo chopping board
- Large strainer bowl
- Foldable silicone pad

£150




All-In Set 4

112.0655.488

- Inox telescopic bridge
- Bamboo chopping board
- Small strainer bowl
- Small collector bowl
- Bamboo bowl lid
- Foldable silicone pad

£161




All-In Set 5

112.0655.489

- Inox telescopic bridge
- Bamboo chopping board
- Large strainer bowl
- Small strainer bowl
- Small collector bowl
- Bamboo bowl lid
- Foldable silicone pad
- Storage box

£204



Andy Chef for Franke Box





Dimensions 408x200x133mm

Elements:

Accessory holder in stainless steel

Walnut Wooden Chopping Board

Stainless Steel Strainer Bowl

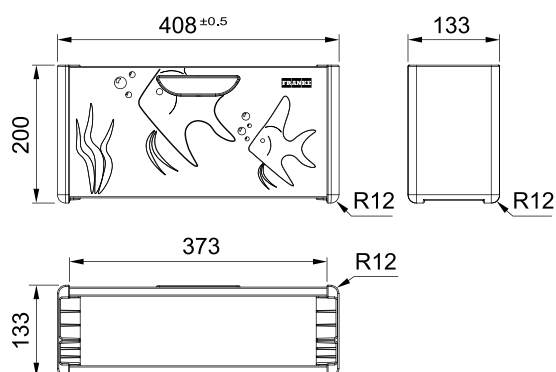
Multi-functional Chef's Knife

Note: Compatible with all Franke Box sinks

1
YEAR
GUARANTEE

Stainless
Steel

Andy Chef
112.0619.946
£316



Accessories included



Stainless Steel
Cover



Wood Chopping
Board



Stainless Steel
Bowl



Multifunctional
Knife

The ideal solution to have all your accessories at your fingertips. Add the Andy Chef accessory set to your Franke Box sink and transform your sink into a perfect multifunctional area!




































Technical Specific ations








314	Sinks
320	Taps
324	Extractor Hobs
325	Hoods
330	Appliances





















Stainless Steel Undermount Bowls		Family	Cabinet Size	Dimensions (mm)			Installation			Plumbing Kit	Finish & Colour Options	FUN Number	Price
				Overall Size	Bowl Size(s)	Cut Out Size cr= Corner Radius	Inset	Undermount	Belfast				
Ariane ARX 110 17		Smart	300	190 x 340	170 x 320 x 120	Utilise template		●		S1	Silk	112.0154.911	£230
Ariane ARX 110 17D		Smart	300	190 x 455	170 x 435 x 130	Utilise template		●		S1	Silk	112.0154.958	£308
Ariane ARX 110 33		Smart	500	351 x 371	330 x 350 x 160	Utilise template		●		S1	Silk	122.0154.919	£246
Ariane ARX 110 35		Smart	500	371 x 456	350 x 435 x 175	Utilise template		●		S1	Silk	122.0154.915	£308
Ariane ARX 160		Smart	600	598 x 485	350 x 435 x 175 170 x 320 x 120	Utilise template		●		S1	Silk	LHSB 122.0154.926 RHSB 122.0154.935	£463
Ariane ARX 160D		Smart	600	598 x 485	350 x 435 x 175 170 x 435 x 130	Utilise template		●		S2	Silk	LHSB 122.0154.950 RHSB 122.0154.946	£540
Box BXX 110 16		Maris	300	200 x 450	160 x 410 x 140	Utilise template		●		S1	Matt Brushed	127.0371.512	£363
Box BXX 110 40		Maris	500	440 x 450	400 x 410 x 200	Utilise template		●		S1	Matt Brushed	127.0369.215	£411
Box BXX 110 50		Maris	600	540 x 450	500 x 410 x 200	Utilise template		●		S1	Matt Brushed	127.0369.282	£436
Box BXX 110 54		Maris	600	580 x 450	540 x 410 x 200	Utilise template		●		S1	Matt Brushed	127.0371.513	£449
Box BXX 110 68		Maris	800	725 x 450	685 x 410 x 200	Utilise template		●		S1	Matt Brushed	127.0369.284	£496
Box BXX 160 34-16		Maris	600	560 x 450	340 x 410 x 200 160 x 410 x 140	Utilise template		●		S2	Matt Brushed	LHSB 127.0369.916	£584
Box Center BWX 120 41-27		Mythos	900	820 x 520	410 x 480 x 200 270 x 480 x 200	Download cut out file		●		S2	Matt Brushed	122.0611.737	£1647
Largo LAX 110 45		Smart	500	470 x 415	445 x 390 x 175	Utilise template		●		S1	Silk	122.0066.736	£314
Largo LAX 110 50		Smart	600	524 x 374	500 x 350 x 180	Utilise template		●		S1	Silk	122.0181.453	£400
Largo LAX 110 50-41		Smart	600	530 x 440	500 x 410 x 175	Utilise template		●		S1	Silk	122.0250.208	£416
Largo LAX 120 36-36		Smart	900	795 x 440	360 x 390 x 175	Utilise template		●		S2	Silk	122.0156.181	£526
Largo LAX 160 36-16		Smart	600	575 x 420	360 x 390 x 175 160 x 390 x 120	Utilise template		●		S2	Silk	LHSB 122.0156.345 RHSB 122.0156.346	£523
Largo LAX 120 45-30		Smart	900	820 x 440	445 x 390 x 175 300 x 340 x 160	Utilise template		●		S2	Silk	RHSB 122.0156.343	£508










Stainless Steel Undermount Bowls		Family	Dimensions (mm)				Installation			Plumbing Kit	Finish & Colour Options	FUN Number	Price
			Cabinet Size	Overall Size	Bowl Size(s)	Cut Out Size cr= Corner Radius	Inset	Undermount	Belfast				
Maris MRX 210-19		Maris	300	230 x 440	190 x 400 x 130	200 x 410 cr=10		●		S1	Matt Brushed	127.0553.950	£260
Maris MRX 210-34		Maris	400	380 x 440	340 x 400 x 180	350 x 410 cr=10		●		S1	Matt Brushed	127.0531.915	£353
Maris MRX 210-45		Maris	500	490 x 440	450 x 400 x 180	460 x 410 cr=10		●		S1	Matt Brushed	127.0553.961	£360
Maris MRX 210-55		Maris	600	590 x 440	550 x 400 x 180	560 x 410 cr=10		●		S1	Matt Brushed	127.0553.962	£461
Maris MRX 260 34-19		Maris	600	591 x 436	340 x 400 x 180 190 x 400 x 130	565 x 410 cr=10		●		S2	Matt Brushed	LHSB 127.0637.546 RHSB 127.0637.547	£646
Maris MRX 210-70		Maris	800	740 x 440	700 x 400 x 180 cr=10	710 x 410 cr=10		●		S1	Matt Brushed	127.0531.916	£592
Maris MRX 220-34-34		Maris	800	745 x 440	340 x 400 x 180 cr=10	715 x 410 cr=10		●		S1	Matt Brushed	127.0637.541	£646
Maris Quiet MQX 110 50		Maris	600	540 x 440	500 x 400 x 188	See instruction booklet		●		S1	Matt Brushed	122.0694.478	£550
Maris Quiet MQX 110 82		Maris	900	860 x 460	820 x 424 x 192	See instruction booklet		●		S1	Matt Brushed	122.0694.480	£660
Mythos MYX 110-16		Mythos	300	200 x 440	160 x 400 x 150	Utilise template		●		S1	Matt Brushed	122.0606.889	£392
Mythos MYX 110-34		Mythos	450	380 x 440	340 x 400 x 200	Utilise template		●		S1	Matt Brushed	122.0606.948	£417
Mythos MYX 110-45		Mythos	550	490 x 440	450 x 400 x 200	Utilise template		●		S2	Matt Brushed	122.0606.949	£489
Mythos MYX 110-55		Mythos	600	590 x 440	550 x 400 x 200	Utilise template		●		S2	Matt Brushed	122.0606.969	£586
Mythos MYX 110-70		Mythos	800	740 x 440	700 x 400 x 200	Utilise template		●		S1	Matt Brushed	122.0607.061	£660
Mythos MYX 160 34-16		Mythos	600	555 x 430	340 x 400 x 200 160 x 400 x 150	Utilise template		●		S1	Matt Brushed	LHSB 122.0607.062 RHSB 122.0607.063	£684
Mythos MYX 160 50-16		Mythos	800	725 x 440	500 x 400 x 200 160 x 400 x 150	Utilise template		●		S1	Matt Brushed	LHSB 122.0606.920 RHSB 122.0607.083	£684
Mythos MYX 120 34-34		Mythos	800	745 x 440	340 x 400 x 200 340 x 400 x 200	Utilise template		●		S1	Matt Brushed	122.0607.085	£796
Mythos Masterpiece BXM 210/110-40		Mythos	500	440 x 450	400 x 410 x 200	Utilise template		●		S1	Anthracite Copper Gold	127.0674.537 127.0674.583 127.0674.582	£1159 £1159 £1159
Mythos Masterpiece BXM 210/110-50		Mythos	600	540 x 450	540 x 410 x 200	Utilise template		●		S1	Anthracite Copper Gold	127.0672.129 127.0674.363 127.0674.362	£1262 £1262 £1262
Mythos Masterpiece BXM 210/110-68		Mythos	700	725 x 450	685 x 410 x 200	Utilise template		●		S1	Anthracite Copper Gold Anthracite Premium	127.0672.129 127.0674.363 127.0674.362 127.0676.885	£1478 £1478 £1478 £1983

Fragranite Undermount Bowls		Family	Dimensions (mm)				Installation			Plumbing Kit	Finish & Colour Options	FUN Number	Price
			Cabinet Size	Overall Size	Bowl Size(s)	Cut Out Size cr= Corner Radius	Inset	Undermount	Belfast				
Fresno FSG 111		Mythos	900	860 x 458	500 x 425 x 195	832 x 430 cr=7.5		●		S1	Polar White	REV 135.0633.439	£618
											Stone Grey	REV 135.0633.437	£618
											Onyx	REV 135.0522.725	£618
											Matt Black	REV 135.0633.440	£618
Maris MRG 110-37		Maris	450	410 x 440	370 x 400 x 200	Utilise template		●		S1	Polar White	125.0688.500	£478
											Coffee	125.0688.501	£478
											Oyster	125.0688.502	£478
											Stone Grey	125.0688.499	£478
											Slate Grey	125.0714.458	£478
											Matt Black	125.0688.503	£478
Maris MRG 110-52		Maris	600	553 x 433	520 x 400 x 200	Utilise template		●		S1	Polar White	125.0688.505	£541
											Coffee	125.0688.506	£541
											Oyster	125.0688.507	£541
											Stone Grey	125.0688.504	£541
											Slate Grey	125.0714.459	£541
											Matt Black	125.0688.508	£541
Maris MRG 110-72		Maris	800	760 x 440	3720 x 400 x 200	Utilise template		●		S1	Polar White	125.0688.510	£639
											Coffee	125.0688.511	£639
											Oyster	125.0688.512	£639
											Stone Grey	125.0688.509	£639
											Slate Grey	125.0714.460	£639
											Matt Black	125.0688.513	£639
Maris MRG 160-34-15		Maris	600	598 x 485	340 x 400 x 200 150 x 400 x 150	Utilise template		●		S2	Polar White	LHSB 125.0688.515 RHSB 125.0688.520	£630
											Coffee	LHSB 125.0688.516 RHSB 125.0688.521	£630
											Oyster	LHSB 125.0688.517 RHSB 125.0688.522	£630
											Stone Grey	LHSB 125.0688.514 RHSB 125.0688.519	£630
											Slate Grey	LHSB 125.0714.461 RHSB 125.0714.462	£630
											Matt Black	LHSB 125.0688.518 RHSB 125.0688.523	£630
Kubus KNG 110-37		Mythos	450	410 x 460	370 x 420 x 200	Utilise template		●		S1	Polar White	125.0633.731	£530
											Stone Grey	125.0633.733	£530
											Slate Grey	125.0714.463	£530
											Matt Black	125.0630.441	£530
Kubus KNG 110-52		Mythos	600	560 x 460	520 x 420 x 200	Utilise template		●		S1	Polar White	125.0633.725	£602
											Stone Grey	125.0633.728	£602
											Slate Grey	125.0714.464	£602
											Matt Black	125.0630.442	£602
Kubus KNG 110-62		Mythos	800	760 x 460	620 x 420 x 200	Utilise template		●		S1	Polar White	125.0633.721	£655
											Stone Grey	125.0633.723	£655
											Slate Grey	125.00714.465	£655
											Matt Black	125.0630.443	£655
Kubus KNG 120		Mythos	800	760 x 460	464 x 420 x 200 214 x 420 x 200	Utilise template		●		S2	Polar White	RHSB 125.0633.285	£697
											Stone Grey	RHSB 125.0633.287	£697
											Slate Grey	RHSB 125.0714.466	£697
											Matt Black	RHSB 125.0630.444	£697







Ceramic Undermount Bowls



Kubus KBK 110 40		Maris	500	445 x 445	405 x 385 x 175	Utilise template		●		S1	Gloss White	126.0438.430	£596
											Graphite	126.0532.320	£596
Kubus KBK 110 50		Maris	600	545 x 445	505 x 385 x 185	Utilise template		●		S1	Gloss White	126.0438.483	£710
											Graphite	126.0532.322	£710
Kubus KBK 160		Maris	600	545 x 445	375 x 385 x 185 115 x 385 x 115	Utilise template		●		S2	Gloss White	126.0438.484	£799
											Graphite	126.0532.323	£799
V&B VBK 160		Maris	600	545 x 440	343 x 390 x 173 136 x 272 x 103	Utilise template		●		S2	Gloss White	LHSB 126.0381.814	£751
V&B VBK 110 21		Maris	400	260 x 440	210 x 390 x 180	Utilise template		●		S1	Gloss White	126.0381.816	£435
V&B VBK 110 33		Maris	450	370 x 435	325 x 390 x 175	Utilise template		●		S1	Gloss White	126.0381.820	£562
V&B VBK 110 50		Maris	600	550 x 440	500 x 390 x 200	Utilise template		●		S1	Gloss White	126.0381.823	£634

		Dimensions (mm)					Installation			Plumbing Kit	Finish & Colour Options	FUN Number	Price
		Family	Cabinet Size	Overall Size	Bowl Size(s)	Cut Out Size cr= Corner Radius	Inset	Undermount	Belfast				
Stainless Steel Inset Sinks		Smart	450	860 x 500	340 x 420 x 160	840 x 480 cr=10	●			S1	Polished	REV 101.0489.523	£142
		Smart	600	1000 x 500	450 x 420 x 160	980 x 480 cr=10	●			S1	Polished	REV 101.0489.525	£176
		Smart	600	1000 x 500	340 x 420 x 155 170 x 280 x 80	980 x 480 cr=10	●			S2	Polished	REV 101.0489.526	£186
		Smart	450	780 x 510	350 x 435 x 175	766 x 496 cr=10	●			S1	Matt Brushed	REV 101.0607.697	£219
		Smart	450	860 x 510	350 x 435 x 175	846 x 496 cr=10	●			S1	Matt Brushed	REV 101.0531.599	£237
		Smart	550	1000 x 510	435 x 435 x 180	984 x 494 cr=10	●			S1	Matt Brushed	REV 101.0531.600	£324
		Smart	600	1000 x 510	350 x 435 x 175 160 x 300 x 120	984 x 494 cr=10	●			S2	Matt Brushed	REV 101.0531.651	£354
		Mythos	900	860 x 510	540 x 410 x 200 270 x 480 x 200	840 x 490 cr=12	●			S2	Matt Brushed	LHSB 127.0570.616 RHSB 127.0570.617	£1798
		Mythos	900	790 x 510	410 x 480 x 204 270 x 480 x 204	770 x 490 cr=10 (inset) 792 x 512 cr=11 (flushmount)	●			S2	Matt Brushed	REV 127.0611.736	£1896
		Smart	600	1000 x 500	450 x 400 x 190	980 x 480 cr=20	●			S1	Silk	LHD 101.0305.130 RHD 101.0305.141	£302
		Smart	900	1160 x 500	450 x 400 x 190 300 x 340 x 170	1140 X 480 cr=20	●			S2	Silk	LHD 101.0381.849 RHD 101.0381.851	£431
		Maris	600	1000 x 510	435 x 435 x 180	987 x 497 cr=10	●			S1	Silk	LHD 127.0305.144 RHD 127.0305.145	£410
		Maris	600	1000 x 510	350 x 435 x 175 160 x 300 x 120	987 x 497 cr=10	●			S2	Silk	LHD 127.0305.146 RHD 127.0305.147	£472
		Maris	300	230 x 440	190 x 400 x 130	200 x 410 cr=10	●			S1	Matt Brushed	127.0553.950	£260
		Maris	400	380 x 440	340 x 400 x 180	350 x 410 cr=10	●			S1	Matt Brushed	127.0531.915	£353
		Maris	500	490 x 440	450 x 400 x 180	460 x 410 cr=10	●			S1	Matt Brushed	127.0553.961	£360
		Maris	600	590 x 440	550 x 400 x 180	560 x 410 cr=10	●			S1	Matt Brushed	127.0553.962	£461
		Maris	600	591 x 436	340 x 400 x 180 190 x 400 x 130	565 x 410 cr=10	●			S2	Matt Brushed	LHSB 127.0553.963 RHSB 127.0570.247	£646
		Maris	800	740 x 440	700 x 400 x 180 cr=10	710 x 410 cr=10	●			S1	Matt Brushed	127.0531.916	£592
		Maris	800	745 x 440	340 x 400 x 180 cr=10	715 x 410 cr=10	●			S1	Matt Brushed	127.0637.541	£646



		Family	Dimensions (mm)				Installation			Plumbing Kit	Finish & Colour Options	FUN Number	Price
			Cabinet Size	Overall Size	Bowl Size(s)	Cut Out Size cr= Corner Radius	Inset	Undermount	Belfast				
Mythos MYX 210-34 	Mythos	450	352 x 412	340 x 400 x 200	346 x 406 cr=28 (inset) 352.4 x 412.4 cr=31.2 (flushmount)	●			S1				
										Matt Brushed	127.0607.087	£466	
Mythos MYX 210-45 	Mythos	550	462 x 412	450 x 400 x 200	456 x 406 cr=28 (inset) 362.4 x 412.4 cr=31.2 (flushmount)	●			S1				
										Matt Brushed	127.0607.088	£544	
Mythos MYX 210-55 	Mythos	600	562 x 412	550 x 400 x 200	556 x 406 cr=28 (inset) 562.4 x 412.4 cr=31.2 (flushmount)	●			S2				
										Matt Brushed	127.0607.101	£655	
Mythos MYX 210-70 	Mythos	800	712 x 412	700 x 400 x 200	706 x 406 cr=28 (inset) 712.4 x 412.4 cr=31.2 (flushmount)	●			S2				
										Matt Brushed	127.0607.102	£737	
Neptune NEX 211 	Maris	600	864 x 514	360 x 420 x 200	855 x 506 cr=20	●			S2				
										Silk	LHD 127.0059.655 RHD 127.0059.654	£438	
Neptune NEX 251 	Maris	600	1004 x 514	360 x 420 x 200 167 x 306 x 152	995 x 506 cr=20	●			S1				
										Silk	LHD 127.0059.717 RHD 127.0059.658	£519	
Rotondo RBX 610 	Smart	500	Ø440	Ø395 x 170 depth	Ø425	●			S1				
										Brushed	101.0693.443	£352	
Spark SKX 611 86 	Smart	450	860 x 500	340 x 420 x 160	840 x 480 cr=10	●			S1				
										Silk	REV 101.0489.946	£179	
Spark SKX 651 	Smart	600	1000 x 500	340 x 420 x 155 170 x 280 x 80	980 x 480 cr=10	●			S2				
										Silk	REV 101.0489.946	£239	

Fragranite Inset Sinks



Antea AZG 611-78		Smart	450	780 x 500	360 x 460 x 210	760 x 480 cr=20	●			S1	Polar White	REV 114.0532.312	£392
											Stone Grey	REV 114.0633.738	£392
											Onyx	REV 114.0532.311	£392
Antea AZG 651		Smart	600	970 x 500	430 x 340 x 210 155 x 310 x 115	950 x 480 cr=20	●			S2	Polar White	REV 114.0532.315	£457
											Coffee	REV 114.0633.740	£457
											Stone Grey	REV 114.0532.314	£457
Antea AZG 621		Smart	800	1160 x 500	430 x 340 x 210 430 x 340 x 210	1140 x 480 cr=20	●			S2	Polar White	REV 114.0532.317	£522
											Coffee	REV 114.0633.742	£522
											Stone Grey	REV 114.0532.318	£522
Basis BFG 611-780		Maris	450	760 x 500	340 x 420 x 200	760 x 480 cr=10	●			S1	Polar White	REV 114.0253.155	£452
											Coffee	REV 114.0253.150	£452
											Oyster	REV 114.0633.735	£452
											Stone Grey	REV 114.0501.283	£452
											Slate Grey	REV 114.0714.467	£452
											Matt Black	REV 114.0253.153	£452
Basis BFG 611-970		Maris	600	970 x 500	450 x 420 x 200	950 x 480 cr=10	●			S1	Polar White	REV 114.0284.677	£462
											Coffee	REV 114.0284.678	£462
											Oyster	REV 114.0633.736	£462
											Stone Grey	REV 114.0484.967	£462
											Slate Grey	REV 114.0714.468	£462
											Matt Black	REV 114.0284.679	£462
Basis BFG 651		Maris	600	970 x 500	340 x 420 x 200 150 x 290 x 100	950 x 480 cr=10	●			S2	Polar White	REV 114.0253.259	£493
											Coffee	REV 114.0253.257	£493
											Oyster	REV 114.0633.737	£493
											Stone Grey	REV 114.0484.968	£493
											Slate Grey	REV 114.0714.469	£493
											Matt Black	REV 114.0253.258	£493

		Dimensions (mm)				Installation							
		Family	Cabinet Size	Overall Size	Bowl Size(s)	Cut Out Size cr= Corner Radius	Inset	Undermount	Belfast	Plumbing Kit	Finish & Colour Options	FUN Number	Price
Fragranite Inset Sinks		Maris	600	1000 x 500	492 x 435 x 200	824 x 464 cr=15 (inset) 864 x 504 cr=17 (flushmount)	●			S1	Polar White	REV 114.0706.623	£509
											Coffee	REV 114.0706.625	£509
											Oyster	REV 114.0717.117	£509
											Stone Grey	REV 114.0706.624	£509
											Slate Grey	REV 114.0717.116	£509
											Matt Black	REV 114.0706.622	£509
Centro CNG 651-100		Maris	600	1000 x 500	359 x 435 x 200 148 x 288 120	964 x 464 cr=15 (inset) 1004 x 504 cr=17 (flushmount)	●			S2	Polar White	REV 114.0706.627	£548
											Coffee	REV 114.0706.629	£548
											Oyster	REV 114.0717.119	£548
											Stone Grey	REV 114.0706.628	£548
											Slate Grey	REV 114.0717.118	£548
											Matt Black	REV 114.0706.626	£548




Tectonite Inset Sinks

Orion OID 611-94		Smart	600	940 x 510	440 x 440 x 190	924 x 494 cr=7.5	●			S1	Polar White	REV 114.0381.756	£322
											Carbon Black	REV 114.0381.758	£322
Orion OID 651		Smart	600	1000 x 510	340 x 440 x 190 160 x 370 x 140	984 x 494 cr=7.5	●			S2	Polar White	REV 114.0381.759	£383
											Carbon Black	REV 114.0381.791	£383


















Ceramic Inset Sinks

















Arcana AHK 611		Maris	600	1000 x 500	440 x 405 x 200 Ext. bowl depth: 220	970 X 480 cr=10	●			S1			
											Gloss White	REV 124.0532.228	£506
Arcana AHK 651		Maris	600	1000 x 510	310 x 410 x 200 Ext. bowl depth: 220 160 x 310 x 115 Ext. bowl depth: 137	970 x 480 cr=10	●			S2			
											Gloss White	REV 124.0532.229	£557












Belfast Sinks

Belfast BAK 710		Maris	600	595 x 455	525 x 380 x 215 Ext. bowl depth: 250	N/A				●	S1		
												Gloss White	REV 130.0305.150
Belfast VBK 710		Mythos	600	600 x 500	565 x 430 x 180 Ext. bowl depth: 200	N/A				●	S1		
												Gloss White	130.0381.800
Belfast VBK 720		Mythos	800	800 x 500	370 x 465 x 200 370 x 465 x 200 Ext. bowl depth: 220	N/A				●	S2		
												Gloss White	130.0381.811





Tap Model		Family	Dimensions (mm)					Features							Valve(s)		Pressure		Finish	FUN FUN Number	Price
			Tap Height	Spout Reach	Base Diameter	Tap Cut-out Diameter	Side Spray Base Diameter	Spray Cut-out Diameter	Perlator	Filtered Water	Instant Boiling Water	Pull-Out Spray	Pull-Out Nozzle	Directional Nozzle	Side-Spray (cold water only)	Ceramic Disc Valve(s)	Compression Valve(s)	HotFlow Rate at 0.3 bar (litres/min)			
Active L Swivel Spout		Maris	312	220	50	35			●						●		2.55		Chrome	115.0653.298	£270
Active L Spout Dual Spray Pull Out Tap		Maris	312	240	50	35			●		●				●		2		Chrome	115.0653.379	£375
																			Matt Black	115.0653.382	£480
Active J Swivel Spout		Maris	388	220	50	35			●						●		2.55		Chrome	115.0653.395	£270
																			Matt Black	115.0653.398	£375
Active J Spout Dual Spray Pull Down Tap		Maris	388	227	50	35			●		●				●		2		Chrome	115.0653.401	£375
																			Matt Black	115.0653.404	£480
Active Twist L Spout		Maris	312	236	50	35			●						●		2		Stainless Steel Waste Kit	115.0674.146	£638
																			Granite Waste Kit	115.0674.153	£638
																			KNG Waste Kit	115.0674.155	£638
Active Twist L Spout Dual Spray Pull Out Tap		Maris	312	220	50	35			●		●				●		2		Stainless Steel Waste Kit	115.0653.151	£743
																			Granite Waste Kit	115.0674.154	£743
																			KNG Waste Kit	115.0674.156	£743
Atlas Neo Sensor		Mythos	297	225	45	35			●						●		1.91		Stainless Steel	115.0638.826	£666
																			Industrial Black	115.0669.210	£732
Atlas Neo Sensor Pull-Out Nozzle		Mythos	297	225	45	35			●		●				●		1.75		Stainless Steel	115.0638.827	£740
																			Industrial Black	115.0669.321	£806
Atlas Neo Swivel		Mythos	297	225	45	35			●			●			●		3.67		Stainless Steel	115.0547.856	£383
																			Gold	115.0689.087	£449
																			Copper	115.0638.830	£449
																			Anthracite	115.0638.828	£449
																			Industrial Black	115.0666.435	£449
Atlas Neo Pull-Out Nozzle		Mythos	297	225	45	35			●			●			●		2.35		Stainless Steel	115.0638.841	£411
																			Gold	115.0689.090	£477
																			Copper	115.0638.842	£477
																			Anthracite	115.0638.845	£477
																			Industrial Black	115.0666.436	£477
Athena		Smart	349	194	45	35			●			●			●		5.10	●	Chrome	115.0311.211	£161
																			Decor Steel	115.0311.215	£184
																			Matt Black	115.0659.322	£250
Active Semi-Pro		Mythos	470	222	50	35			●		●			●		TBC		Chrome	115.0653.407	£536	
																		Matt Black	115.0653.409	£696	
Centro		Maris	277	210	50	35			●						●		4.02	●	Chrome	115.0600.095	£359
																			Matt Black	115.0621.613	£466
Cotswold		Maris	300	238	50	35			●						●		4.02	●	Polished Nickel	115.0711.939	£544
																			Brass	115.0689.617	£554
Davos		Smart	257	224	55	35			●						●		4.50	●	Chrome	115.0046.694	£225
																			Decor Steel	115.0046.695	£277
Davos 'J'		Smart	398	216	55	35			●						●		4.50	●	Chrome	115.0050.044	£225
																			Decor Steel	115.0049.940	£277
Eiger		Maris	395	230	48	35			●						●		3.75		Chrome	115.0049.989	£302
																			Decor Steel	115.0049.990	£330
																			Matt Black	115.0659.348	£388
																			Brass	115.0689.693	£393




Tap Model		Dimensions (mm)						Features						Valve(s)		Pressure					
	Family	Tap Height	Spout Reach	Base Diameter	Tap Cut-out Diameter	Side Spray Base Diameter	Spray Cut-out Diameter	Perlator	Filtered Water	Instant Boiling Water	Pull-Out Spray	Pull-Out Nozzle	Directional Nozzle	Side-Spray (cold water only)	Ceramic Disc Valve(s)	Compression Valve(s)	Hot Flow Rate at 0.3 bar (litres/ min)				Suitable for low pressure
Eos Neo J Spout Swivel 	Mythos	387	229	45	35			●							●		3.27		Stainless Steel	115.0638.846	£383
																			Gold	115.0689.092	£449
																			Copper	115.0638.849	£449
																			Anthracite	115.0638.847	£449
																			Industrial Black	115.0666.437	£449
Eos Neo Pull-Down Spray 	Mythos	433	231	45	35			●			●				●		2.50		Stainless Steel	115.0638.861	£411
																			Gold	115.0689.094	£477
																			Copper	115.0638.862	£477
																			Anthracite	115.0638.865	£477
																			Industrial Black	115.0666.438	£477
Fuji 	Maris	390	220	48	35										●		2.80		Chrome	115.0250.326	£371
																			Decor Steel	115.0250.327	£396
Fuji Pull-Out Nozzle 	Maris	390	220	48	35										●		1.50		Chrome	115.0280.225	£396
																			Decor Steel	115.0280.227	£423
Gloriana 	Maris	366	194	58	35										●		4.15	●	Chrome	115.0637.111	£405
																			Decor Steel	115.0637.112	£455
																			Polished Nickel	115.0711.944	£486
																			Brass	115.0711.945	£486
Gloriana Classic Twin Lever 	Maris	366	194	58	35										●		4.15	●	Polished Nickel	115.0712.037	£486
																			Decor Steel	115.0712.036	£486
																			Brass	115.0712.038	£599
Gloriana Classic Side Lever 	Maris	366	194	58	35										●		2.63		Polished Nickel	115.0712.040	£486
																			Decor Steel	115.0712.039	£486
																			Brass	115.0712.041	£599
Gloriana Classic Bridge Lever 	Maris	366	194	58	35										●		4.91	●	Polished Nickel	115.0712.046	£599
																			Decor Steel	115.0712.045	£599
																			Brass	115.0712.047	£660
Gloriana Classic 3 Part Set 	Maris	366	194	58	35										●		2.8		Polished Nickel	115.0712.043	£630
																			Decor Steel	115.0712.042	£630
																			Brass	115.0712.044	£696
Hestia J-Spout 	Smart	358	181	45	35										●		2.86		Chrome	115.0567.654	£192
																			Decor Steel	115.0635.794	£216
Icon Swivel Spout 	Mythos	341	287	50	35										●		3.5		Chrome	115.0625.185	£555
Icon Pull-Out Double Jet Shower 	Mythos	355	237	48	35			●			●				●		2.67		Chrome	115.0625.188	£616
																			Matt Black	115.0625.190	£640
Icon Semi-Pro 	Mythos	456	225	48	35			●			●				●		2.67		Matt Black	115.0690.598	£978
Krios J-Spout 	Maris	297	225	45	35			●							●		4.84	●	Chrome	115.0567.598	£353
																			Decor Steel	115.0567.599	£380
																			Brass	115.0567.600	£419
																			Matt Black	115.0659.347	£411
Krios J Pull-Out Spray 	Maris	404	217	60	35			●			●				●		2.42		Chrome	115.0711.515	£479
Krios Spring 	Maris	540	188	60	35			●			●				●		4.08		Chrome	115.0689.616	£563

Tap Model			Dimensions (mm)						Features						Valve(s)		Pressure		Finish	FUN FUN Number	Price
		Family	Tap Height	Spout Reach	Base Diameter	Tap Cut-out Diameter	Side Spray Base Diameter	Spray Cut-out Diameter	Perlator	Filtered Water	Instant Boiling Water	Pull-Out Spray	Pull-Out Nozzle	Directional Nozzle	Side-Spray (cold water only)	Ceramic Disc Valve(s)	Compression Valve(s)	Hot Flow Rate at 0.3 bar (litres/min)			
Mythos		Mythos	317	227	40	35			●						●		1.75	●	Stainless Steel	115.0689.095	£545
																			Industrial Black	115.0689.096	£707
Mythos Pull-Out Nozzle		Mythos	345	216	40	35			●			●			●		1.75	●	Stainless Steel	115.0689.097	£707
																			Industrial Black	115.0689.098	£920
Mythos Masterpiece J Pull-Down Spray		Mythos	466	218	50	35			●			●			●				Stainless Steel	115.0711.554	£908
																			Gold	115.0711.558	£1188
																			Copper	115.0711.557	£1188
																			Anthracite	115.0711.555	£1188
Orbit		Maris	348	216	40	35									●		1.91		Chrome	115.0623.054	£257
Orlando		Maris	324	189	48	35			●						●		3.11		Polished Nickel	115.0711.943	£437
																			Brass	115.0605.462	£445
Rotaflow		Smart	335	190	45	35			●				●		●		4.95	●	Chrome	115.0251.257	£180
Tessuto L Spout		Maris	332	218	48	35			●						●		2.15		Decor Steel	115.0691.515	£332
																			Polished Nickel	115.0711.940	£388
																			Brass	115.0692.198	£394
																			Matt Black	115.0691.516	£384
Tessuto Pull Down Nozzle		Maris	455	216	48	35			●			●			●		1.35		Decor Steel	115.0691.517	£460
																			Polished Nickel	115.0711.942	£520
																			Brass	115.0692.199	£530
																			Matt Black	115.0691.518	£517
Valais		Maris	335	190	45	35					●				●		4.70		Stainless Steel	115.0364.026	£347
Zelus		Maris	335	190	45	35			●						●		2.00		Chrome/Spring	115.0567.593	£393
Zurich		Maris	285	206	50	35			●						●		5.10	●	Chrome	115.0051.172	£161
																			Decor Steel	115.0061.579	£184

FilterFlow Taps






FilterFlow Doric		Maris	404	216	56	35				●						●		3.9		Chrome	120.0615.357	£531
Tasso		Maris	367	240	54	35			●	●						●		3.13		Chrome	120.0615.447	£531

Franke Vital Capsule

Vital Single Dispense		Mythos	311	120	50	22 or 35			●	●						●		N/A (hot) 3.50 (filter)		Chrome/ Gunmetal	120.0621.228	£479
																				Matt Black/ Decor Steel PVD	120.0621.311	£615
Vital 3-in-1 J-Spout Swivel		Mythos	477	228	50	35			●	●						●		2.55 (hot) 3.50 (filter)		Chrome/ Gunmetal	120.0621.229	£545
																				Matt Black/ Decor Steel PVD	120.0621.312	£707
Vital 3-in-1 Semi Pro		Mythos	550	235	50	35			●	●	●					●		1.75 (hot) 3.50 (filter)		Chrome/ Gunmetal	120.0621.230	£707
																				Matt Black/ Decor Steel PVD	120.0621.313	£920

Instant Boiling Water Taps


Maris Water Hub Taps

Instant Boiling Water Taps Maris Water Hub Taps		Dimensions (mm)						Features							Valve(s)		Pressure		FUN FUN Number	Price
	Family	Tap Height	Spout Reach	Base Diameter	Tap Cut-out Diameter	Side Spray Base Diameter	Spray Cut-out Diameter	Perlator	Filtered Water	Instant Boiling Water	Pull-Out Spray	Pull-Out Nozzle	Directional Nozzle	Side-Spray (cold water only)	Ceramic Disc Valve(s)	Compression Valve(s)	Min-Max Operating Pressure			
Mythos Water Hub Electronic 5-in-1 	Mythos	440	222	50	35				●	●							1-5	Stainless Steel	160.0709.102	£2590
Mythos Water Hub Electronic 6-in-1 	Mythos	440	222	50	35				●	●						●	1-5	Stainless Steel	160.0709.049	£3199
Maris Water Hub Mechanical 	Maris	388	222	50	35					●					●		1-5	Chrome	160.0702.509	£1140
																		Decor Steel	160.0711.525	£1209
																		Matt Black	160.0705.400	£1259
Maris Water Hub Electronic 4L 	Maris	388	222	50	35					●					●		1-5	Chrome	160.0702.542	£1250
																		Decor Steel	160.0709.047	£1449
																		Matt Black	160.0702.544	£1520
Maris Water Hub Electronic 7L 	Maris	388	222	50	35					●					●		1-5	Chrome	160.0713.602	£1469
																		Decor Steel	160.0713.607	£1650
																		Matt Black	160.0713.605	£1720
4-in-1 Filtration Kit																			112.0712.978	£265
Warm Water Support																			112.0698.563	£160




Hob
Extractor
Model


Mythos 2gether Icon Steel

FMY 8391 HI 	Mythos	83	N/A	Capacitative Touch	Multifan ++	7545	9+i	A+	•	•	•	No		N/A	•	No	N/A	N/A	N/A	N/A	Black Glass	340.0705.226	£3092
Aspiration Kit																						112.0539.569	£266
Plinth Kit 6cm												G										112.0539.568	£363
Plinth Kit 10cm												H										112.0539.570	£375


Mythos 2gether Icon Steel

FMY 8391R HI 	Mythos	83	N/A	Capacitative Touch	Multifan ++	7545	9+i	A+	•	•	•	•		N/A	•	No	N/A	N/A	N/A	N/A	Black Glass	340.0705.335	£3347
Aspiration Kit																						112.0539.569	£266
Plinth Kit 6cm												G										112.0539.568	£363
Plinth Kit 10cm												H										112.0539.570	£375


Mythos 2gether Glass

FMY 839 HE 	Mythos	83	N/A	Capacitative Touch	Multifan ++	7545	8+2xi	A++	•	•	•	N/A		N/A	•	No	N/A	N/A	N/A	N/A	Black Glass	340.0679.889	£2950
Aspiration Kit H60																						112.0632.523	£213
Plinth Kit 6cm												G										112.0679.887	£236
Plinth Kit 10cm												H										112.0539.568	£363


Mythos 2gether

FMY 839 HI 	Mythos	83	N/A	Capacitative Touch	Multifan ++	7545	8+2i	A+++	•	•	•	No		N/A	•	No	N/A	N/A	N/A	N/A	Black Glass	340.0597.249	£2719
Aspiration Kit																						112.0539.569	£266
Plinth Kit 6cm												G										112.0539.568	£363
Plinth Kit 10cm												H										112.0539.570	£375


Maris 2gether Steel

FMY 8391R HI 	Maris	83	N/A	Capacitative Touch with sliders	Multifan ++	7545	9+i	A++	•	•	•	N/A		N/A	•	No	N/A	N/A	N/A	N/A	Black Glass	340.0705.336	£3092
Aspiration Kit H60																						112.0632.523	£213
Plinth Kit 6cm												G										112.0679.887	£236
Plinth Kit 10cm												H										112.0539.568	£363


Maris 2gether Steel

FMY 8391 HI 	Maris	83	N/A	Capacitative Touch with sliders	Multifan ++	7545	9+i	A++	•	•	•	N/A		N/A	•	No	N/A	N/A	N/A	N/A	Black Glass	340.0705.227	£2911
Aspiration Kit H60																						112.0632.523	£213
Plinth Kit 6cm												G										112.0679.887	£236
Plinth Kit 10cm												H										112.0539.568	£363


Maris 2gether Minimal Black

FMY 8381R HI 	Maris	83	N/A	Capacitative Touch	Multifan ++	7545	9+i	A++	•	•	•	N/A		N/A	•	No	N/A	N/A	N/A	N/A	Black Glass	340.0705.337	£2868
Aspiration Kit H60																						112.0632.523	£213
Plinth Kit 6cm												G										112.0679.887	£236
Plinth Kit 10cm												H										112.0539.568	£363


Maris 2gether Minimal Black

FMY 8381 HI 	Maris	83	N/A	Capacitative Touch	Multifan ++	7545	9+i	A++	•	•	•	N/A		N/A	•	No	N/A	N/A	N/A	N/A	Black Glass	340.0705.228	£2668
Aspiration Kit H60																						112.0632.523	£213
Plinth Kit 6cm												G										112.0679.887	£236
Plinth Kit 10cm												H										112.0539.568	£363
Refill Fliter												H										112.0684.123	£14


Hob
Extractor
Model

Hob Extractor Model	Family	Width (cm)	Minimum height / maximum height (with chimney)	Control	Motor	Power consumption motor (W)	Extraction speed settings	Energy rating	Automatic cut-off timer	Continuous 24hr ventilation	Digital display	Charcoal filter	Perimetric extraction	Easy fit installation	Filter saturation indicator	Comfort light type	Remote control	Outlet tube diameter (mm)	Recommended positioning height above electric hob (mm)	Recommended positioning height above gas hob (mm)	Finish	FUN Number	Price
Maris 2gether																							
FMA 839 HI 	Maris	83	N/A	Capacitative Touch	Multifan ++	7545	8+2xi	A++	•	•	•	N/A		N/A	•	No	N/A	N/A	N/A	N/A	Black Glass	340.0595.364	£2258
Aspiration Kit																						112.0539.569	£266
Plinth Kit 6cm												G										112.0539.568	£363
Plinth Kit 10cm												H										112.0539.570	£375
Refill Fliter												H										112.0684.123	£14


Smart 2gether Black Lines

FSM 7081R HI 	Smart	70	N/A	Capacitative Touch	Multifan ++	7545	9+i	A+	•	•	•	N/A		N/A	•	No	N/A	N/A	N/A	N/A	Black Glass	340.0705.338	£2365
Aspiration Kit																						112.0539.569	£266
Aspiration Kit H60																						112.0632.523	£213
Recirculating Kit												G										112.0539.568	£363
Back Recirculating Kit												H										112.0679.887	£236
Refill Fliter												H										112.0684.123	£14

Smart 2gether Black Lines


FSM 7081 HI 	Smart	70	N/A	Capacitative Touch	Multifan ++	7545	9+i	A+	•	•	•	N/A		N/A	•	No	N/A	N/A	N/A	N/A	Black Glass	340.0705.229	£2183
Aspiration Kit																						112.0539.569	£266
Aspiration Kit H60																						112.0632.523	£213
Recirculating Kit												G										112.0539.568	£363
Back Recirculating Kit												H										112.0679.887	£236
Refill Fliter												H										112.0684.123	£14

Smart 2gether


FSM 709 HI 	Smart	70	N/A	Capacitative Touch	Multifan ++	7545	8+2xi	A++	•	•	•	N/A		N/A	•	No	N/A	N/A	N/A	N/A	Black Glass	340.0678.203	£1650
Aspiration Kit																						112.0539.569	£266
Aspiration Kit H60																						112.0632.523	£213
Recirculating Kit												G										112.0539.568	£363
Back Recirculating Kit												H										112.0679.887	£236
Refill Fliter												H										112.0684.123	£14

Hood Model


Downdraft

FDW 908 IB XS 	Mythos	88	N/A	Capacitative Touch	Energy 800 +	277	4+i	B	•	•	I	•	N/A	•	LED Bar	No	150	N/A	N/A	Black Glass	110.0365.588	£1570
--	--------	----	-----	--------------------	--------------	-----	-----	---	---	---	---	---	-----	---	---------	----	-----	-----	-----	-------------	--------------	-------


AQ Sense Monitor

FKAS A80KKZ1 	Mythos	80	455/650	Touch, Vocal control, Mobile APP	SPA+	250	3+i	A	•	•	•	B		N/A	•	LED X 2	Yes (opt)	150	650	650	Black	330.0657.269	£3852
---	--------	----	---------	----------------------------------	------	-----	-----	---	---	---	---	---	--	-----	---	---------	-----------	-----	-----	-----	-------	--------------	-------

AQ Sense Vertical


FVAS A80BK 	Maris	80	455/650	Touch, Vocal control, Mobile APP	SPA+	250	3+i	A+	•	•	•	B		No	•	LED X 3	Yes (opt)	150	450	450	Black	330.0657.270	£1284
---	-------	----	---------	----------------------------------	------	-----	-----	----	---	---	---	---	--	----	---	---------	-----------	-----	-----	-----	-------	--------------	-------

Maris Drip Free



FVAD A90 BK MATT/2 	Maris	90	455/650	Capacitative Touch	Sound Pro+	250	3+i	A			•	B		No		LED X 2	N/A	150	450	650	Black	330.0657.418	£1183
---	-------	----	---------	--------------------	------------	-----	-----	---	--	--	---	---	--	----	--	---------	-----	-----	-----	-----	-------	--------------	-------

Hood Model	Family	Width (cm)	Minimum height / maximum height (with chimney)	Control	Motor	Power consumption motor (W)	Extraction speed settings	Energy rating	Automatic cut-off timer	Continuous 24hr ventilation	Digital display	Charcoal filter	Perimetric extraction	Easy fit installation	Filter saturation indicator	Comfort light type	Remote control	Outlet tube diameter (mm)	Recommended positioning height above electric hob (mm)	Recommended positioning height above gas hob (mm)	Finish	FUN Number	Price
------------	--------	------------	--	---------	-------	-----------------------------	---------------------------	---------------	-------------------------	-----------------------------	-----------------	-----------------	-----------------------	-----------------------	-----------------------------	--------------------	----------------	---------------------------	--	---	--------	------------	-------


Mythos Per Pro

FMY PER PRO BK F90 	Mythos	90		Capacitative Touch	Sound Pro Brushless	272	3+2i	A++	•	•	•	B		No	•	Dimmable LED Bar	No	150	450	450	Black	330.0682.354	£1200
--	--------	----	--	--------------------	---------------------	-----	------	-----	---	---	---	---	--	----	---	------------------	----	-----	-----	-----	-------	--------------	-------



Mythos Vertical Pro K-Link

FMY PRO 907 FM BK/IXKL 	Mythos	90		Capacitative Touch	SPBRS J		3+2i	A++						No		LED X1	No		450	450	Black/Inox	330.0705.064	£1153
FMY PRO 907 FM BK/BK MATT KL 	Mythos	90		Capacitative Touch	Sound Pro Brushless		3+2i	A++						No		LED X	No		450	450	Black	330.0705.065	£1112



Mythos Vertical Air Hub

FVMY AH BK F90 UK 	Mythos	90		Capacitative Touch	Radial Purifier		3+i	A+						No		LED X2	N/A		450	450	Black	330.0685.564	£1200
---	--------	----	--	--------------------	-----------------	--	-----	----	--	--	--	--	--	----	--	--------	-----	--	-----	-----	-------	--------------	-------

Smart Wall

FSMS WALL F42 BK MATT 	Smart	42		Push Button	Sound Pro+	272	3+i	A				A	•	No		LED X2	No	150	650	650	Black	335.0689.671	£1165
FSMS WALL F42 WH MATT 	Smart	42		Push Button	Sound Pro+	272	3+i	A				A	•	No		LED X2	No	150	650	650	White	335.0689.672	£1165

Maris Pro Vertical Pro K-Link

FMA 2.0 PRO 907 BK KL 	Maris	90	500/1000	Capacitative Touch	SPA ++	272	3+i	A+	•	•	•	B		No	•	LED X2	N/A	150	450	450	Black	330.0705.068	£1062
FMA 2.0 PRO 807 BK KL 	Maris	80	500/1000	Capacitative Touch	SPA ++	272	3+i	A+	•	•	•	B		No	•	LED X2	N/A	150	450	450	Black	330.0705.069	£1010



Maris Modular Wall

FMA Modular Hood 60cm 	Maris	60		Flush Touch, Button Control	SPA +		3+i	A						No		LED X1	N/A	150	450	450	Black	325.0706.646	£908
---	-------	----	--	-----------------------------	-------	--	-----	---	--	--	--	--	--	----	--	--------	-----	-----	-----	-----	-------	--------------	------


Maris Modular Wall Shelf Module

	Maris	60																		Black/Smokey Grey Glass	112.0706.647	£480
---	-------	----	--	--	--	--	--	--	--	--	--	--	--	--	--	--	--	--	--	-------------------------	--------------	------

Maris Matt Pro

FMA PRO 807 BK/BK MATT 	Maris	80		Capacitative Touch	Sound Pro A++									No		LED X1	N/A	150	450	450	Black	330.0682.356	£880
FMA PRO 907 BK/BK MATT 	Maris	90		Capacitative Touch	Sound Pro A++									No		LED X1	N/A	150	450	450	Black	330.0682.355	£940



Mythos T Shape Air Hub











FTMY AH BK F90 	Mythos	90		Capacitative Touch	Radical Purifier		3+i	A						No		UVC X2	No		500	650	Black	325.0679.323	£1075
--	--------	----	--	--------------------	------------------	--	-----	---	--	--	--	--	--	----	--	--------	----	--	-----	-----	-------	--------------	-------













Avant Silence Wall

FTLN H45 X/BK GLASS A90 FRK 	Maris	90		Capacitative Touch	Sound Pro A++		3+i	A						No		LED X2	Yes (opt)		500	650	Black	325.0657.267	£1075
---	-------	----	--	--------------------	---------------	--	-----	---	--	--	--	--	--	----	--	--------	-----------	--	-----	-----	-------	--------------	-------








Evo Plus

FPJ 625 V BK/SS 	Smart	60		Capacitative Touch	Sound Pro A++	272	3+i	A				B	•	No		LED	N/A	150	450	450	Black	330.0528.064	£537
FPJ 625 V WH/SS 	Smart	60		Capacitative Touch	Sound Pro A++	272	3+i	A				B	•	No		LED	N/A	150	450	450	White	330.0528.064	£537


















Hood Model	Family	Width (cm)	Minimum height / maximum height (with chimney)	Control	Motor	Power consumption motor (W)	Extraction speed settings	Energy rating	Automatic cut-off timer	Continuous 24hr ventilation	Digital display	Charcoal filter	Perimetric extraction	Easy fit installation	Filter saturation indicator	Comfort light type	Remote control	Outlet tube diameter (mm)	Recommended positioning height above electric hob (mm)	Recommended positioning height above gas hob (mm)	Finish	FUN Number	Price
Format 45																							
FDF EV8 60 XS/2 	Smart	60		Push Button	Sound Pro 800	272	3+i	B				B	•	No		LED X 2	No	150	500	650	Black	325.0599.575	£343
FDF EV8 70 XS/2 	Smart	70		Push Button	Sound Pro 800	272	3+i	B				B	•	No		LED X 2	No	150	500	650	White	325.0599.576	£349
FDF EV8 90 XS 	Smart	90		Push Button	Sound Pro 800	272	3+i	B				B	•	No		LED X 2	No	150	500	650	Black	325.0599.579	£363
FDF EV8 90 BK 	Smart	90		Push Button	Sound Pro 800	272	3+i	B				B	•	No		LED X 2	No	150	500	650	White	325.0599.574	£395
T-Glass Nice																							
FGL 625 XS NP/2 	Smart	60		Push Button	Sound Pro 800	272	3+i	B				B	•	Yes		LED X 2	No	150	500	650	Stainless Steel	325.0590.997	£325
FGL 925 XS NP/2 	Smart	90		Push Button	Sound Pro 800	272	3+i	B				B	•	Yes		LED X 2	No	150	500	650	Stainless Steel	325.0590.996	£363
T-Glass Ray																							
FGC 625 XS NP/2 	Smart	60		Push Button	Sound Pro 800	272	3+i	B				B	•	Yes		LED X 2	No	150	500	650	Stainless Steel	325.0591.034	£327
FGC 925 XS NP/2 	Smart	90		Push Button	Sound Pro 800	272	3+i	B				B	•	Yes		LED X 2	No	150	500	650	Stainless Steel	325.0591.036	£363
Joy																							
FJO 624 XS 	Smart	60		Square Push Button	New Smile 450	272	3	D				B	•	No		LED X 2	No	150	650	650	Black	320.0545.169	£141
FJO 924 XS 	Smart	90		Square Push Button	New Smile 450	272	3	D				B	•	No		LED X 2	No	150	650	650	White	320.0545.172	£162
Mythos T-Shelf																							
FMY BK MATT F180 FRANKE 	Mythos	180		Push Button	Sound Pro+	272	3+i	A				B	•	No		LED Bar X 2	No	150	500	650	Black	325.0678.073	£2875
Avant Silence Island																							
FTLN I H45 X/BK GLASS A90 	Mythos	90		Capacitative Touch	Sound Pro A++	272	3+i	A				B	•	No		LED X 4	N/A	150	500	650	Stainless Steel/ Black	325.0657.268	£1505
Smart Suspended																							
FSMS 42 SS/BK MATT 	Smart	42		Push Button	Sound Pro+	272	3+i	A				B	•	No		LED X 2	N/A	150	650	650	Stainless Steel/ Black	345.0654.870	£1064
FSMS 42 WH MATT 	Smart	42		Push Button	Sound Pro+	272	3+i	A				B	•	No		LED X 2	N/A	150	650	650	White	345.0654.932	£1064
FSMS 42 BK MATT 	Smart	42		Push Button	Sound Pro+	272	3+i	A				B	•	No		LED X 2	N/A	150	650	650	Black	345.0654.933	£1064
T-Glass Linear Island																							
FGL 925 I XS NP 	Smart	90		Push Button	Sound Pro 800	272	3	B				B	•	No		LED X 4	No	150	500	650	Stainless Steel	325.0590.061	£687
Mythos Ceiling Air Hub																							
FCMY 120C WHG A AH 	Mythos	120		Vocal Control, Mobile App, Push Button	Multifan A++	272	3+2i	A+				B	•	Yes		LED Bar X 1	Yes (incl)	150	650	1500	White	350.0679.885	£1950

Hood Model	Family	Width (cm)	Minimum height / maximum height (with chimney)	Control	Motor	Power consumption motor (W)	Extraction speed settings	Energy rating	Automatic cut-off timer	Continuous 24hr ventilation	Digital display	Charcoal filter	Perimetric extraction	Easy fit installation	Filter saturation indicator	Comfort light type	Remote control	Outlet tube diameter (mm)	Recommended positioning height above electric hob (mm)	Recommended positioning height above gas hob (mm)	Finish	FUN Number	Price
Mythos Full Light																							
FCMY 90C WHG A FL 	Mythos	90		Vocal Control, Mobile App, Push Button	Multifan A++	272	3+2i	A				B	•	Yes		LED Panel X1	Yes (incl)	150	650	1500	White	350.0679.886	£1800
AQ Sense Ceiling																							
FSMS WALL F42 BK MATT 	Maris	90		Vocal Control, Mobile App, Push Button	Sound Pro A+	272	3+i	A				B	•	Yes		LED X2	Yes (incl)	150	650	1500	Stainless Steel	350.0657.264	£1720
Mythos Ceiling																							
FCMY 90 C WHG A 2B 	Mythos	90		Touch, Vocal Control, Mobile App, Push Button	Sound Pro A++	272	3+i	A				B	•	Yes		LED X2	Yes (incl)	150	650	1500	White	350.0679.883	£1715
Mythos Ceiling (K-Link)																							
FCMY 90 C XS A KL 	Mythos	90		Touch, Vocal Control, Mobile App, Push Button	Multifan A++	272	3+2i	A+				B	•	Yes		LED X2	Yes (incl)	150	650	1500	Stainless Steel	350.0705.066	£1679
Maris Ceiling (K-Link)																							
FCMA 90 C XS A KL 	Maris	90		Vocal Control, Mobile App, Push Button	Multifan A++	272	3+i2	A+				B	•	Yes		LED X6	Yes (incl)	150	650	1500	White	350.0705.070	£1420
Maris Ceiling																							
FCMA 90 C WHG A 	Maris	90		Vocal Control, Mobile App, Push Button	Multifan A++	272	3+i2	A+				B	•	Yes		LED X6	Yes (incl)	150	650	1500	Stainless Steel	350.0679.877	£1399
Maris Drip Free (K-Link)																							
FST DRIP-FREE 60 X/2 KL 	Maris	60		Capacitative Touch	SPA +	272	3+i	A				B	•	Yes		LED X2	Yes (opt)	150	410	530	Stainless Steel/Black Glass	305.0705.074	£926
FST DRIP-FREE 90 X/2 KL 	Maris	90		Capacitative Touch	SPA +	272	3+i	A				B	•	Yes		LED X2	Yes (opt)	150	410	530	Stainless Steel/Black Glass	305.0705.073	£979
Atmos Steam Off																							
ATMOS 604 	Mythos	60		Vocal Control, Mobile App, Push Button	Sound Pro 800	272	3+i	B				B	•	Yes		LED X2	Yes (opt)	150	500	500	Stainless Steel	305.0504.069	£905
ATMOS 904 	Mythos	90		Vocal Control, Mobile App, Push Button	Sound Pro 800	272	3+i	B				B	•	Yes		LED X2	Yes (opt)	150	500	500	Stainless Steel	305.0504.066	£953
Box Premium																							
FBFP XS A52 	Mythos	52		Push Button	Sound Pro A+	272	3+i	A				B	•	Yes		LED Bar X1	Yes	150	450	650	Stainless Steel	305.0665.368	£645
FBFP XS A70 	Mythos	70		Push Button	Sound Pro A+	272	3+i	A				B	•	Yes		LED Bar X2	Yes	150	450	650	Stainless Steel	305.0665.369	£688



Hood Model	Family	Width (cm)	Minimum height / maximum height (with chimney)	Control	Motor	Power consumption motor (W)	Extraction speed settings	Energy rating	Automatic cut-off timer	Continuous 24hr ventilation	Digital display	Charcoal filter	Perimetric extraction	Easy fit installation	Filter saturation indicator	Comfort light type	Remote control	Outlet tube diameter (mm)	Recommended positioning height above electric hob (mm)	Recommended positioning height above gas hob (mm)	Finish	FUN Number	Price
Box EVO																							
FBFE XS A52 	Maris	52		Push Button	Sound Pro 800	272	3+i	B				B	•	Yes		LED Bar X1	N/A	150	450	450	Stainless Steel	305.0675.745	£484
FBFE WH MATT A52 	Maris	52		Push Button	Sound Pro 800	272	3+i	B				B	•	Yes		LED Bar X1	N/A	150	450	450	White	305.0670.685	£484
FBFE BK MATT A52 	Maris	52		Push Button	Sound Pro 800	272	3+i	B				B	•	Yes		LED Bar X1	N/A	150	450	450	Black	305.0670.688	£484
FBFE XS A70 	Maris	70		Push Button	Sound Pro 800	272	3+i	B				B	•	Yes		LED Bar X1	N/A	150	450	450	Stainless Steel	305.0675.746	£527
FBFE WH MATT A70 	Maris	70		Push Button	Sound Pro 800	272	3+i	B				B	•	Yes		LED Bar X1	N/A	150	450	450	White	305.0670.686	£527
FBFE BK MATT A70 	Maris	70		Push Button	Sound Pro 800	272	3+i	B				B	•	Yes		LED Bar X1	N/A	150	450	450	Black	305.0670.687	£527
Integrata																							
FFI 622 GR/2 	Smart	60		Slider	Sound Pro 600	272	3	C				B	•	No		LED X2	No	150	450	450	Aluminium /Grey	310.0518.755	£320



Appliance	Family	Dimensions	Pyrolytic	Steam	Microwave	Controls	Display	Smooth2Close System	Cavity Capacity (litres)	Functions	CookAssist Functions	Special Functions	Telescopic Guides	Energy Class	Finish	FUN Number	Price
Mythos Steam Oven																	
FMY 99 HS XS 	Mythos	595x595x543mm		●		Full Touch	TFT Touch Display	●	73	19	60	15	1level	A+	Stainless Steel	116.0613.706	£1690
FMY 99 HS BK 	Mythos														Black	116.0613.707	£1740
Mythos Pyrolytic Oven																	
FMY 98 P XS 	Mythos	595x595x543mm	●			Push-Pull Knobs	LCD Display	●	40	10	9	0	1level	A+	Stainless Steel	116.0613.708	£1080
FMY 98 P BK 	Mythos														Black	116.0613.709	£1115
Mythos Combi Compact Oven																	
FMY 45 MW XS 	Mythos	595x455x560mm			●	Push-Pull Knobs	LCD Display	●	40	9	9	7	N/A	N/A	Stainless Steel	116.0606.105	£1240
FMY 45 MW BK 	Mythos														Black	116.0632.660	£1280
Mythos Warming Drawer																	
FMY 14 DRW XS 	Mythos	95x132x550mm	N/A	N/A	N/A	N/A	N/A	●	16	25	N/A	N/A	N/A	N/A	Stainless Steel	131.0611.212	£560
FMY 14 DRW BK 	Mythos														Black	131.0640.710	£540
Maris Combi Oven																	
FMA 45 MW XS 	Maris	595x595x543mm			●	Knobs	LED Display	●	40	7	9	0	N/A	N/A	Stainless Steel	116.0606.104	£1150
Maris Pyrolytic Oven																	
FMA 97 P XS 	Maris	595x595x543mm	●			Knobs	LED Display	●	71	11	9	0	1level	A+	Stainless Steel	116.0606.100	£820
Maris																	
FMA 86 H XS 	Maris	595x595x570mm		●		Knobs	Digital Display	●	71	8	9	0	1level	A+	Stainless Steel	116.0606.097	£695
Mythos Coffee Machine																	
FMY 45 CM XS 	Mythos	595x456x412mm	N/A	N/A	N/A	Knobs	Digital Display	N/A	N/A	N/A	N/A	N/A	N/A	N/A	Stainless Steel	131.0627.473	£2350
Mythos Coffee Machine Accessory Drawer																	
FMY CMD XS 	Mythos	595x132x544mm	N/A	N/A	N/A	N/A	N/A	N/A	N/A	N/A	N/A	N/A	N/A	N/A	Stainless Steel	131.0691.007	£684
Mythos Coffee Machine																	
FMY 45 CM BK 	Mythos	595x456x412mm	N/A	N/A	N/A	Knobs	Digital Display	N/A	N/A	N/A	N/A	N/A	N/A	N/A	Black	131.0682.091	£2378
Mythos Coffee Machine Accessory Drawer																	
FMY CMD BK 	Mythos	595x132x544mm	N/A	N/A	N/A	N/A	N/A	N/A	N/A	N/A	N/A	N/A	N/A	N/A	Black	131.0694.163	£692
Mythos Wine Cooler																	
FMY 24 WCR XS UK 	Mythos	595x456x412mm	N/A	N/A	N/A	Knobs	Digital Display	N/A	N/A	N/A	N/A	N/A	N/A	N/A	Stainless Steel	131.0690.765	£2300
Mythos Wine Cooler Accessory Drawer																	
FMY 14 WRCD XS 	Mythos	595x132x544mm	N/A	N/A	N/A	N/A	N/A	N/A	N/A	N/A	N/A	N/A	N/A	N/A	Stainless Steel	131.0691.007	£684

Appliance	Family	Type	Dimensions	Gas	Electric	Heating Zones	Dual Crown	Cast Iron Grilles	Integrated Electronic Ignition	Safety Valve	Controls	User Interface	Sliders	Functions	Cook Assist Functions	FlexPro Zone	Power Level	Child Lock	Finish	FUN Number	Price
Mythos Hobs																					
FHCR 604 4G HE BK C	Mythos	Gas on Glass	510x590mm	●		4		●	●	●									Black	104.0374.280	£650
FHCR 604 4G HE XAC			513x593mm			4													Stainless Steel	106.0496.075	£1000
FHCR 905 4G TC HE BK C	Mythos	Gas on Glass	510x880mm	●		5	●	●	●	●									Black	104.0374.280	£850
FHCR 905 4G HE XAC			513x883mm			5													Stainless Steel	106.0496.075	£1285
Maris Hobs																					
FHMA 604 DC MB C	Maris	Gas on Metal	510x590mm	●		4	●	●	●	●									Black	106.0670.112	£615
FHMA 755 4G DC MB C			513x730mm			5													Stainless Steel	106.0670.112	£715
Mythos Induction																					
FMY 805 IF KL BK	Mythos	Electric Induction	510x650mm	●		5	●					Direct touch with sliders	1	19	63	●	9+ Booster		Black	108.0704.932	£1710
FMY 906 IFp BK			510x650mm			6						Direct touch buttons					18+ Booster		Black	108.0675.431	£1485
FMY 658 IFP			510x650mm			8						Text asisted white display					18+ Booster		Black	108.0613.587	£1215
Maris Induction																					
FMA 654 IF KL BK	Maris	Electric Induction	658x518mm	●		4						Flex touch slider			63		9+ Booster	●	Black	108.0704.935	£784
FMA 804 IF BK			513x743mm									direct touch					18+ Booster		Black	108.0606.112	£610





Franke UK Limited
West Park, MIOC
Styal Road
Manchester
M22 5WB
Phone +44 (0)161 436 6280
Fax +44 (0)161 436 2180
ks-info.gb@franke.com
www.franke.com

FUN: 994.0720.906
MP/03/24/06