

**FRANKE**

A woman with dark hair, wearing a light-colored button-down shirt and grey trousers, is standing in a modern kitchen. She is smiling and looking down at a glass bowl filled with green leafy salad and cherry tomatoes. She is holding two wooden salad tongs. In the foreground, a sleek, modern Franke faucet with a curved spout is visible, set against a dark kitchen background. The overall lighting is warm and modern.

# COLLECTIONS








2025•2026

Sinks









The sinks in the pictures do not have mixer holes. The exact position can be seen from the technical drawing next to the picture.

 <b>POP-UP SINK WASTE</b> Removable remote control for opening and closing the drain. Check for the presence of a second hole.	 <b>ACCESSORIES</b> Optional	<b>COMPLETE WITH ACCESSORIES</b> Product supplied with accessories included.	 <b>WASTE DISPOSER</b> For easier disposal of wet waste. (installation permitted subject to municipal regulations).
 <b>FLUSHMOUNT</b>	 <b>UNDERMOUNT</b>	 <b>STANDARD</b>	 <b>SLIM</b>











Taps

 <b>MULTIFUNCTIONAL TAPS</b> all-in-one home solution that allows you to easily choose filtered, sparkling, chilled and instant boiling water	 <b>FILTERED WATER</b> No need to buy bottled water and you can do your bit for the environment.	 <b>TAP WILL WORK WITH LOW PRESSURE SYSTEMS</b> Delivering at least 4 litres per minute of hot water at 0.3 bar pressur.	
 <b>TOUCH FREE</b>	 <b>PULL OUT NOZZLE</b>	 <b>PULL OUT SPRAY</b>	 <b>SWIVEL SPOUT</b>




























Gas Hobs

 <b>DUAL TRIPLE CROWN</b> Thanks to the two concentric crowns, it is possible to select various degrees of flame intensity in accordance with cooking requirements.	 <b>INTEGRATED ELECTRONIC IGNITION</b> Gas ignition device integrated into the knob. Enables gas to be lit with no need for additional flames.	 <b>CAST IRON GRILLES</b> Solid and non-deformable cast iron grilles ensure a stable, robust support surface, as well as lending the hob an elegant, professional appearance.
 <b>DUAL CROWN</b> The flame is distributed across the two crowns, for rapid, even cooking.	 <b>SAFETY VALVE</b> An essential device that cuts off the gas flow in the event that the flame is accidentally extinguished.	 <b>KNOBS</b> Available in various finishes, the worktop knobs can be matched to the ovens, for a perfectly coordinated look.
 <b>CAST IRON GRILLES</b> Solid and non-deformable cast iron grilles ensure a stable, robust support surface, as well as lending the hob an elegant, professional appearance.	 <b>LOWERED COOKING SURFACE</b> The cooker top and burners are recessed into the kitchen worktop, for the flattest possible surface.	













Induction hobs

 <b>BRIDGE</b> This function enables you to use two induction zones separately or link them together when you're cooking for a crowd. For example you can create an internal 'bridge' that joins the front left cooking zone to the rear left zone,	 <b>KEEP WARM</b> This function keeps food hot after cooking so it can be served at the perfect temperature, and enables liquids to evaporate slowly.	 <b>MELTING</b> This function brings food to an ideal melting temperature without risk of burning.
 <b>FLEXI ZONE</b> This function enables two cooking zones to be combined form 1 large cooking zone and used at the same level of power.	 <b>BOILING</b> This function brings water to the boil and keeps it at this temperature with less energy consumption.	 <b>GRILLING</b> Designed for grilling food according to thickness. When the ideal temperature for adding the food is reached, the hob emits an acoustic signal. The hob then stabilises the desired temperature, keeping it constant.
 <b>COOKASSIST/ SPECIAL FUNCTIONS</b> With this function, the pre-set cooking modes can be activated, enabling the ideal power level to be selected, for perfect results every time.	 <b>SIMMERING</b> This function maintains a low temperature, enabling food to be cooked for long periods with no risk of burning. Ideal for long cooking times.	 <b>MOKA</b> A function designed for use with a moka coffee pot.
		 <b>PAN FRYING</b> Function for preheating an empty pan, or a pan containing seasoning.










Ovens

 <b>STATIC COOKING</b> For cooking any type of dish on a single shelf. It is preferable to use the shelf on the second level.	 <b>COOKASSIST</b> This function enables all food types to cooked fully automatically.	 <b>STEAM COOKING</b> This function enables food to be cooked exclusively using steam - for preparing tasty, healthy dishes.
 <b>BOTTOM COOKING</b> For browning the bottom of your dishes. This function is also recommended for slow cooking, for finishing stews and for making thick, concentrated sauces.	 <b>AUTO BREAD</b> This function automatically selects the best baking method and ideal temperature for all bread types.	 <b>THERMOVENTILATED COOKING + STEAM</b> This function enables combined steam cooking, for dishes that are golden and crispy on the outside and soft on the inside.
 <b>VENTILATED COOKING</b> For baking cakes and desserts with a liquid filling on a single shelf. This function can also be used for cooking on two shelves. Invert the position of the dishes you are cooking, for more even results.	 <b>BREAD</b> For baking breads of different types and sizes. It is preferable to use the shelf on the second level.	 <b>MULTICOOKING</b> This function allows up to 4 different dishes to be cooked at the same time without mixing flavours.
 <b>ECO THERMOVENTILATED COOKING</b> For cooking roasts with stuffing and cuts of meat on a single shelf. This function intermittently activates the fan at a low speed, preventing food from drying out. With this ECO function, the light remains off during cooking.	 <b>AUTO DESSERT</b> This function automatically selects the best baking temperature and mode for any type of dessert (biscuits, sponge cakes, tarts, etc.).	 <b>PIZZA COUNTRY</b> This cooking mode delivers the most heat in the lower part of the oven, whilst simultaneously delivering heat above, imitating the heat distribution of a wood-fired oven.
 <b>THERMOVENTILATED COOKING</b> For simultaneously cooking different foods which need the same cooking temperature on several shelves (max. three). This function enables dishes to be cooked at the same time without the flavours or odours leaching from one food to another.	 <b>PROVING</b> For optimal leavening of sweet or savoury doughs and mixtures.	 <b>QUICK COOKING</b> The most powerful function. It can be used ahead of any type of cooking in order to rapidly reach the selected temperature, before proceeding with the desired cooking function.
 <b>GRILL</b> For grilling chops, skewers and sausages, cooking vegetables au gratin or giving bread a golden crust. When grilling meat, it is advisable to use a drip pan to collect the cooking juices: place it one level below the grill and add 200 ml of water.	 <b>DEFROSTING</b> To speed up food defrosting.	 <b>TOP COOKING</b> (for gas ovens) This function can be used for putting the "finishing touches" on cooking. Also ideal for baking and browning.
 <b>TURBO GRILL</b> For roasting large pieces of meat (leg joints, roast beef, whole chickens). It is advisable to use a drip pan to collect the cooking juices: place it one level below the grill and add 500 ml of water.	 <b>PREHEATING</b> For rapidly preheating the oven.	 <b>BOTTOM COOKING</b> (for gas ovens).
 <b>MAXI COOKING</b> For cooking particularly large cuts of meat (over 2.5 kg).	 <b>PYROLYTIC CLEANING</b> Eliminates cooking residues by means of a very high temperature cycle.	 <b>SPIT ROAST</b> (for gas ovens) The ideal function for rotisserie cooking (whole).
 <b>PIZZA</b> This function automatically selects the best baking temperature and mode for any type of pizza.	 <b>STEAM CLEANING</b> The action of the steam that is released during this special low-temperature cleaning cycle enables dirt and food residues to be removed with ease. Pour 200 ml of drinking water into the bottom of the oven and activate the function for 35 minutes at 90°C. Activate the function when the oven is cold, and leave to cool for 15 minutes at the end.	 <b>GRILL WITH SPIT ROAST</b> For immediate browning of the surface of food, ensuring it remains tender inside.

Microwave

 <b>MICROWAVE</b> For fast cooking and heating of food or beverages.	 <b>COMBINATON GRILL</b> Cook and grill food quickly by combining the microwave and grill.	 <b>AUTO THERMOVENTILATED COOKING</b> For rapid oven cooking and optimal results. Use pans that are oven and microwave safe.
 <b>MICROWAVE</b> For fast cooking and heating of food or beverages.	 <b>TURBO GRILL</b> For perfect results, combining the action of a grill and a fan oven.	 <b>AUTOMATIC DEFROST</b> For rapid defrosting of different food types - simply select the weight.
 <b>COMBINED THERMOVENTILATED COOKING</b> For preparing oven-cooked dishes fast.	 <b>COMBINED TURBO GRILL</b> For cooking and browning food quickly, combining the functions of a microwave, grill and fan oven.	 <b>AUTOMATIC REHEATING</b> For reheating ready-to-eat food, both frozen and at room temperature.
 <b>GRILL</b> For browning, grilling or cooking dishes au gratin.	 <b>PREHEATING</b> For rapidly heating the oven before a cooking cycle.	 <b>STEAM COOKING</b> For steaming food such as vegetables or fish, using the steamer provided.

Hoods

 <b>DIGITAL DISPLAY</b>	 <b>TIMER</b>	 <b>ANTI CONDENSATION</b>	 <b>REMOTE CONTROL</b>	 <b>REMOTE CONTROL OPTIONAL</b>	 <b>CONTINUOUS VENTILATION 24 h</b>	 <b>SPEED NUMBER + INTENSIVE</b> 3=3±4±	 <b>FILTER FUNCTION</b>	 <b>K-LINK TECHNOLOGY</b> K-LINK
--	--	--	---	--	--	---	--	--

A Great Performance Deserves a Great Stage



Scan to see our brand campaign.

THE SHOW IS HOME





# COLLECTIONS 2025·2026

## FAMILIES

- 16 Mythos
- 18 Maris
- 20 Smart

## PRODUCT CATEGORIES

### Bowls

- 30 Stainless Steel
- 54 Fragranite
- 62 Ceramic

### Inset Sinks

- 68 Stainless Steel
- 84 Fragranite
- 94 Ceramic

### Taps

- 102 Multi Functional Taps
- 122 Heritage Collection
- 130 Taps

### Hoods

- 150 Hob Extractors
- 170 Hoods

### Appliances

- 224 Ovens
- 244 Gas Hobs
- 248 Induction Hobs

- 258 Waste Management System
- 266 Kitchen solutions - Accessories
- 270 Technical Specifications



[www.franke.com](http://www.franke.com)



[facebook.com/FrankeHomeSolutionsUK](https://facebook.com/FrankeHomeSolutionsUK)



[instagram.com/franke\\_uk](https://instagram.com/franke_uk)



[x.com/franke\\_group](https://x.com/franke_group)



[youtube.com/UKFranke](https://youtube.com/UKFranke)



[pinterest.com/FrankeUK](https://pinterest.com/FrankeUK)



Scan to view  
the NEW online  
brand campaign.





# Years of experience, yet still as curious as children.

At Franke, we have been looking for new solutions and innovations for over 100 years and our attitude still has not changed. In 1911 we combined traditional craftsmanship, precision engineering and a constant pursuit of innovation, three principles that remain at our core.

## A story forged in Swiss precision

Our story began at the beginning of the last century as a small sheet-metal business in Rorschach, Switzerland, established by Hermann Franke.

Since then, we opened up to the world and inaugurated manufacturing facilities all around the globe that led us to become leaders in the kitchen sinks segment, and home solutions altogether.





# The recipe for a healthier future

We're on a mission to help create a more sustainable planet, one innovation at a time. From designs built with the use of sustainable materials, to efficiency optimization and waste reduction, we act responsibly throughout our business and beyond for positive long-term impact.



## Resources

In 2023, we continued the switch from Styrofoam packaging to cardboard for the Franke range of Fraganite and Tectonite material sinks across Franke's distribution centers around the world.

Franke's total share of renewable packaging was 89.9 percent in 2023.

## Creating a proactive safety-first culture

People are at the core of what we do, and their safety needs to be a pre-condition of how we work. This approach is enshrined in our company values and drives our safety and occupational health measures. We view the prevention of physical and mental harm and the promotion of workers' health and wellbeing as a key responsibility in recognition of the fundamental human rights of workers.

**“ We've reduced our scope 1 and 2 emissions for eight years running and our net-zero emissions reduction targets have been validated by the SBTi. ”**

Patrik Wohlhauser, Franke CEO

## Taking care of the environment

Our vision is to reach net-zero greenhouse gas (GHG) emissions across our value chain by 2050 from a 2020 base year.

We have established clear goals that support this ambition to contribute to a more sustainable world for our customers, employees, and society.

We developed our near-term and net-zero targets in 2023 in line with the Paris Climate Agreement, and they were validated by the Science Based Targets initiative (SBTi) in February 2024, setting a cornerstone in our sustainability journey.

## Waste

75% of waste created in 2022 was reused or recycled.

## Packaging

Franke has switched from Styrofoam to cardboard packaging for its range of granite and tectonite sinks.

91% of Franke packaging is made from renewable materials.

## Innovation for sustainable living

Our eco-friendly innovations are designed to empower cleaner living at home and inspire everyday wellbeing.

### Taps

Stainless steel models are made of 100% recyclable steel. Our multifunctional taps range, including the Mythos Water Hub and the Vital taps with their dedicated filtration systems, reduce need for bottled water. The Atlas Neo Sensor reduces water waste by up to 50%



### Sinks

Franke's sinks ranges are exemplary in terms of usage of sustainable materials such as stainless steel, Fraganite and ceramic that guarantee extraordinary product durability, resistance and long-lasting quality.



### Hoods

All models are designed to reduce energy consumption and improve energy use with AUTO Functions made to automatically save energy. Class A++ hoods reduce energy consumption up to 85%. Long lasting filters and activated carbon ceramic filters can be regenerated and are designed to further reduce waste compared to standard disposable carbon filters.



### Hob extractors

Our extractor hobs offer maximum energy efficiency. For example, the extremely powerful Mythos 2gether extractor hob is classed in the best possible energy efficiency rating A+++ thanks to its brushless motor.



### Ovens and microwaves

With A and A+ energy ratings offering multi functions that enable different foods to be cooked in one cycle, and a steam cleaning function that allows cleaning without the need of using harmful chemicals.





# Experience our new Showroom

Welcome to the Franke's Aarburg Showroom a place of discovery.

It has been key to bring Franke's new positioning to life in the Aarburg showroom concept, as well as in all spaces applying and adapting the new brand styleguide. The new colors from primary to a wide modern secondary colors selection has been applied to the display creating a vibrant, fresh and contemporary design combination.

The highlights are our product families Mythos, Maris and Maris representing in the best way Franke as System Provider. Within the showroom there is also an attention to people and their well-being with open and clear understandable demonstration corners in a delightful natural material surrounding.


Franke's innovations are brought into the showroom with a superior quality look, tone and feel, elevating to the fullest the brand and products experience.

## Aarburg Showroom

Franke-Strasse 2  
4663 Aarburg  
Switzerland  
Phone: +41 62 787 31 31  
Fax: +41 62 787 30 18



Scan  
to view  
the Aarburg  
showroom





# FRANKE



# HOME SOLUTIONS

## Solutions that work together

Our kitchens are places to live: we cook there, eat there, spend time together there, more often than not all at the same time. We thoroughly observed the movements we make in our kitchens and developed proper home solutions rather than simple appliances.

Our single products all merge together in functional systems aimed to facilitate your life and please your eye thanks to perfectly matching colours, designs and combinations. When everything comes together, it is easier to enjoy every moment.

## Food preparation areas

**Taps, sinks and waste management systems.**

Award-winning, smart, eco-friendly taps perfectly completed by elegant, spacious bowls that can be equipped with accessories or other smart tools so you have everything you need, always at hand. Everything in the best, most durable and hygienic materials, for example stainless steel or our exclusive Fragranite.



## Hoods

**Wall, ceiling, built-in, island hoods.**

Every kitchen has specific needs, so we created a range of hoods able to surprise you with technology, efficiency, lighting and beautiful designs. Discover the available colours, shapes and special technologies from built-in screens to air-purifying systems.

## Appliances

**Ovens, microwaves and hobs.**

When we design our appliances, we do so with your routines in mind, so that we can offer functional solutions that are easy to use, smart in their features and beautiful to look at.



# Inspir

There is no place like home. And there are no two homes alike. The way we cherish our own nest is just as unique as we are, each one with different tastes, preferences, and needs. To help you get inspired and create the kitchen environment of your dreams, and enjoy it every day, we developed three different **families** of products.

Mythos

## A passion for the best

Our most premium range. Technology meets design, while even the smallest details are carefully sought-after. This **family** sets its goal to the highest levels, combining the very essence of functionality with that of beauty.

Maris

## Family in the kitchen

A **family** inspired by families. Cosy and functional, for savouring the heartwarming experience of a **family** get-together. Maris' philosophy is simple: welcome anyone, anytime with the pride and joy of a homemade dinner.

Smart

## Straight to what matters


The simplest things work the best. Essential in its perfection, to jump to what matters the most: bringing joy to your kitchen. A **family** created to fulfill any need and preference.

What will your kitchen look like it's up to you, but whatever your way of bringing joy home, **you can count on us.**

# ations







**Bowl:** Mythos Masterpiece - BXM 110-68 **Tap:** Mythos Masterpiece  
**Soap Dispenser:** Atlas

# Mythos



**Hob Extractor:** Mythos 2gether Icon Steel FMY 8391R



**Oven:** Mythos - FMY 99 PXS **Coffee Machine:** Mythos - FMY 45 CM XS  
**Wine Cooler:** Mythos - FMY 24 WCR XS **Warming Drawer:** Mythos - FMY 14 DRW XS



**Bowl:** Maris MRG 110-52 **Tap:** Active - Pull Out Spray

# Maris




**Hood:** Maris Ceiling FCMA 90 C XS A KL



**Oven:** Maris - FMA 97 P XS

**Microwave:** Maris - FMA 45 MW XS







**Sink:** Antea - AZG 611-78  
**Tap:** Hestia J-Spout

# Smart



**Hood:** Smart Wall - FSMS WALL F42 BK MATT


# Show what you're made of!

Shiny or Matt; smooth or stone-like, extra-strong or super trendy. Your kitchen can speak volumes about you, so every detail counts. To offer you the chance to create your very own perfect kitchen, our range of materials is designed to please any taste, match any style and resist any endeavor. Discover each material's precision-engineered character and unique benefits to choose the one that suits your needs the best and you like the most.



## Fraganite

An exceptionally tough material, highly resistant to burns, dents, chips and stains. Pioneered by Franke, it's a unique material with a subtle sheen that is warm to the touch thanks to its close to 80% of quartz sand. The surface is finely textured ensuring high hygiene standards.



## Stainless Steel

Whether you prefer the more reflective qualities of the polished finish or the more subtle look of the silk or brushed finishes, which give a more matt sheen, there is a Stainless Steel solution for you. Any Franke Stainless Steel product is made from premium quality chrome nickel steel, which looks stunning and is highly resistant to staining, rust and corrosion - plus it won't chip, craze, flake, or break. If Stainless Steel is one of the most popular materials in the kitchen, it's for good reason.



## Ceramic

Ceramic sinks have a smooth, impervious surface, which stands up to heat, staining, impacts and resist to all standard household chemicals with ease. Ceramic sinks have been a popular choice for years and create a classic combination with a variety of work surfaces such as wood, glass and granite.




## F-Inox Technology

An exclusive Franke coating able to group water molecules and allowing you to dry your sink without ring stains. Water repellent and scratch-resistant, this futuristic coating also fears no heat up to 100°. A real and long-lasting beauty formula that you can appreciate from our Masterpiece family.



## PVD Coating

PVD, standing for 'Physical Vapor Deposition', is a coating technology that makes Stainless Steel tapware even more resistant to abrasions, scratches and corrosion and offers exceptional aesthetic features as well. A tap treated with a PDV coating even resists UV rays and makes fingerprints less visible in a busy kitchen. There are now an array of other stunning finishes to choose from: Industrial Black, Anthracite, Copper and Gold, you really can find something to suit every style of kitchen.







# It's always been in our heritage to meet your **needs.**

## Beautiful and made for real-life use. Steel represents our kitchen ideal.

The sheer quality of Franke products can be seen and felt. We use AISI 304 18/10 steel, which is produced in Italy and Europe: a choice that reflects our dedication to quality, one of our core priorities over the 100-plus years of our history.

Strong and robust, it maintains its brilliance over time, making it the defining feature of the living spaces in which it is installed.

Its superb technical features ensure that it is always in demand, and highly appreciated by professionals in the haute cuisine sector: furthermore, stainless steel is an extremely hygienic material, and is easy to clean and recyclable. Aesthetically pleasing and functional to use: stainless steel really represents quality in shining armour.

## Customer Care and Technical Assistance

Our expert team are always on hand to service and repair your boiling water taps, waste disposal units and cooker hoods, both in or out of warranty.

Offering UK-wide coverage, our technicians can visit any location at your convenience; doing whatever is needed to get things up and running again as soon as they can.

What's more, our consumer care team can provide further After Care service, with spare parts available from our Central Services website.

## Guaranteed peace of mind



We're so confident in the quality of our products, that every Franke sink is guaranteed for 50 years, while our waste disposal units are covered for 10 years – more than any other brand.

In addition, all our sinks are fully compliant with BS EN13310 and all our manufacturing processes are ISO9001 certified.

Franke taps are guaranteed for 1 year on the finish (5 years for Stainless Steel taps) and 5 years on valve mechanisms and working parts. The guarantee on filtered and instant boiling water taps is shown on the relevant page.

Franke Appliances & Hoods are guaranteed for 2 years. The guarantee covers the cost of parts and labour in the event of a breakdown, caused by mechanical or electrical failure of the appliance.



For details on our warranties visit  
[www.franke.com](http://www.franke.com)



For spare parts call **01782 599 258**  
or visit [central-servicesuk.co.uk](http://central-servicesuk.co.uk)



To reach our after care team  
call **0161 436 6280** or email  
[ks-info.gb@franke.com](mailto:ks-info.gb@franke.com)

# Sinks Overview

MYTHOS

MARIS

SMART

## Stainless Steel Undermount Sinks




BXM 210/110-40  
p.34



BXM 210/110-50  
p.34




BXM 210/110-68  
p.35



BWX 120 41-27  
p. 37



MYX 110 16  
p.39



MYX 110 34  
p.39



MYX 110 45  
p.39



MYX 110 55  
p.39



MYX 110 70  
p.39



MYX 160 34-16  
p.40



MYX 160 50-16  
p.40



MYX 120 34-34  
p.40



MQX 110 50  
p.45



MQX 110 82  
p.45



BXX 110 16  
p. 46



BXX 110 40  
p. 46



BXX 110 50  
p. 46



BXX 110 54  
p. 47




BXX 110 68  
p. 47



BXX 160 34-16  
p. 47



MRX 110-19  
p. 48



MRX 110-34  
p. 48



MRX 110-45  
p. 48



MRX 110-55  
p. 48



MRX 110-70  
p. 49




MRX 120 34-34  
p. 49



MRX 160 34-19  
p. 49



LAX 110-45/39  
p.50



LAX 110-50/35  
p.50



LAX 110-50/41  
p.50



LAX 160 36-16  
p.51



**NEW** SRX 110-34  
p. 52



**NEW** SRX 110-40  
p. 52



**NEW** SRX 110-50  
p. 52




**NEW** SRX 160 SBL/SBR  
p. 53




**NEW** SRX 120 34-34  
p. 53


## Fragranite Undermount Sinks




FSG 111  
p. 58




KNG 110 37  
p. 59




KNG 110 52  
p. 59




KNG 110 62  
p. 59




KNG 120  
p. 58




MRG 110-37  
p. 61



MRG 110-52  
p. 61



MRG 110-72  
p. 61



MRG 160-34-15  
p. 61

## Ceramic Undermount Sinks



**NEW** KXX 110-41  
p. 64



**NEW** KXX 110-51  
p. 64



**NEW** KXX 160-37-12  
p. 64



VBK 110 21  
p. 67



VBK 110 33  
p. 67



VBK 110 50  
p. 67



VBK 160  
p. 67



# Sinks Overview

MYTHOS

MARIS

SMART

## Stainless Steel Inset Sinks



BWX 220 54-27  
p. 71



BWX 220 41-27  
p. 71



MYX 210 34  
p. 72



MYX 210-45  
p. 72



MYX 210-55  
p. 72



MYX 210-70  
p. 72



MRX 210-19  
p. 74



MRX 210-34  
p. 74



MRX 210-45  
p. 74



MRX 210-55  
p. 74



MRX 210-70  
p. 75



MRX 220 34-34  
p. 75



MRX 260 34-19  
p. 75



NEX 211  
p. 76



NEX 251  
p. 76



MRX 211  
p. 77



MRX 251  
p. 77



AGX 611-78  
p. 78



AGX 611-86  
p. 78



AGX 611-100  
p. 78



AGX 651  
p. 79



SKX 611-86  
p. 80



SKX 651  
p. 80



RBX 610  
p. 81



AZN 611-86  
p. 83



AZN 611-100  
p. 83



AZN 651  
p. 83

## Fragranite Inset Sinks



**NEW** MRG 610-60 FTL Care  
p. 87



**NEW** CNG 611-86  
p. 89



CNG 611-100  
p. 89



CNG 651-100  
p. 89



BFG 611-78  
p. 91



BFG 611-97  
p. 91



BFG 651  
p. 91



AZG 611-78  
p. 93



AZG 651  
p. 93



AZG 621  
p. 93

## Ceramic Inset Sinks



VBK 710  
p. 118



GAK 611  
p. 97



GAK 651  
p. 97



**NEW** BFK 720-36-36  
p. 99



**NEW** BFK 710-53  
p. 99

# Stainless Steel Bowls



- 32 Mythos Masterpiece
- 36 Box Center
- 38 Mythos MYX
- 42 Maris Quiet
- 46 Box
- 48 Maris MRX
- 50 Largo
- 52 Smart





# Mythos Masterpiece

Your latest work of art



**Kitchen Innovation Award 2023**

**AWARD-WINNING PRODUCT**

CONSUMERS' CHOICE

- ✓ Functionality
- ✓ Innovation
- ✓ Product benefit
- ✓ Design
- ✓ Material quality

[kitcheninnovationaward.de](https://kitcheninnovationaward.de)

**Kitchen Innovation Award 2024**

**AWARD-WINNING PRODUCT**

CONSUMERS' CHOICE

- ✓ Functionality
- ✓ Innovation
- ✓ Product benefit
- ✓ Design
- ✓ Sustainability

[kitcheninnovationaward.com](https://kitcheninnovationaward.com)

**iF DESIGN AWARD 2023**

**iF DESIGN AWARD 2024**

**reddot winner 2023**

**reddot winner 2024**

Please note: Masterpiece sinks will be available early 2025 please contact [franke.com](https://www.franke.com) for more information.

Bring an elegant, artful look to your kitchen and home with the on-trend metallic colours of our latest Mythos Masterpiece family. A curated selection of bowls including taps, soap dispensers, wastes, overflows and push knob details that blends exceptional aesthetics with uncompromising quality; allowing your kitchen to have a look like no other.

The Mythos Masterpiece collection features sinks, taps and accessories all made with the most premium materials and designed to not only make your kitchen a work of art but also your everyday life easier.



Mythos Masterpiece Tap  
Pull-Down Spray. See page 149.



Atlas Neo Soap Dispenser.  
See page 158.

Match components in the same shade for...

Overflow	Waste Kit	Rollamat	Strainer Bowl	Pop-Up Waste	Air Switch	Food Waste Disposer Flange

## Exclusive to the Mythos Masterpiece bowls

**F INOX TECHNOLOGY**

Easy to clean

Long durability

Heat proof

Discover F-Inox, an exclusive Franke coating that groups water molecules and allows you to dry your bowl without ring stains. Water repellent and scratch-resistant, this futuristic coating also fears no boiling water. A real and long-lasting beauty formula that you can appreciate from all our Mythos Masterpiece bowls.

MYTHOS

50 YEARS  
FINISH  
GUARANTEE

2 YEARS  
COATING  
GUARANTEE



BXM 210/110-40

Dimensions **440x450mm**  
Installation **Utilise template**  
Bowl **400x410x200mm**

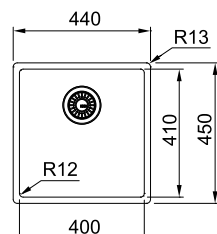
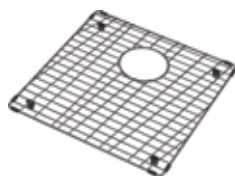
Recommended Product  
**Plumbing Kit**  
Siphon 1 £28  
**Suggested WDU**  
Elite Slimline 125 -  
see page 264

**Anthracite**  
+ Waste 127.0674.537  
**£1200**

**Copper**  
+ Waste 127.0674.583  
**£1200**

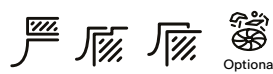
**Gold**  
+ Waste 127.0674.582  
**£1200**

Includes colour coordinated bottom grid



500

**F INOX**  
TECHNOLOGY



01 02 03 04 05 06

MYTHOS

50 YEARS  
FINISH  
GUARANTEE

2 YEARS  
COATING  
GUARANTEE



BXM 210/110-50

Dimensions **540x450mm**  
Installation **Utilise template**  
Bowl **500x410x200mm**

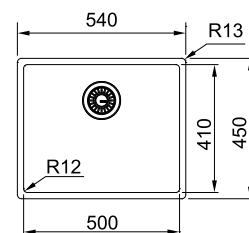
Recommended Product  
**Plumbing Kit**  
Siphon 1 £28  
**Suggested WDU**  
Elite Slimline 125 -  
see page 264

**Anthracite**  
+ Waste 127.0672.129  
**£1306**

**Copper**  
+ Waste 127.0674.363  
**£1306**

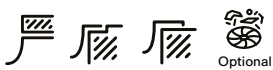
**Gold**  
+ Waste 127.0674.362  
**£1306**

Includes colour coordinated bottom grid



600

**F INOX**  
TECHNOLOGY



01 02 03 04 05 06

MYTHOS

50 YEARS  
FINISH  
GUARANTEE

2 YEARS  
COATING  
GUARANTEE



BXM 210/110-68

Dimensions **725x450mm**  
Installation **Utilise template**  
Bowl **685x410x200mm**

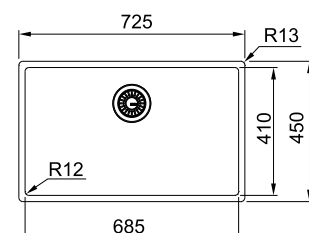
Recommended Product  
**Plumbing Kit**  
Siphon 1 £28  
**Suggested WDU**  
Elite Slimline 125 -  
see page 264

**Anthracite**  
+ Waste 127.0674.440  
**£1530**

**Copper**  
+ Waste 127.0674.535  
**£1530**

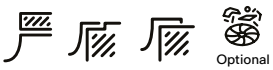
**Gold**  
+ Waste 127.0674.533  
**£1530**

Includes colour coordinated bottom grid



800

**F INOX**  
TECHNOLOGY



01 02 03 04 05 06

MYTHOS

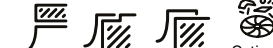
50 YEAR  
FINISH  
GUARANTEE

2 YEARS  
COATING  
GUARANTEE



**Anthracite Premium**  
**BXM 210/110-68**  
127.0676.885  
**£2052**


ACCES-  
SORIES



Our Mythos Masterpiece Premium Pack includes the BXM 210/110-68 Anthracite bowl, the compatible Chopping Board, and the dedicated Modular Bottom Grid. This latter accessory comes in handy for its extreme flexibility: use it as further protection or turn it into the best space-saving crockery drying surface, thanks to the included cards.

- Modular Bottom Grid with cards included
- Push knob pop-up waste
- Slim-Top, Flushmount or Undermount installation options

#### Included Accessories



Choose your sink

+

Add your accessories

+

Select a matching tap



#### Suggested accessories for the BXM range

	01 Hidden Overflow Kit	02 Waste Kit	03 Rollamat £185	04 Strainer Bowl £185	05 Air Switch £40	06 Food Waste Disposer Flange £74
Anthracite	112.0630.204	112.0630.933	112.0655.342	112.0655.239	112.0664.346	112.0664.350
Copper	112.0630.186	112.0630.983	112.0655.344	112.0655.341	112.0664.348	112.0664.394
Gold	112.0630.208	112.0630.934	112.0655.343	112.0655.240	112.0664.347	112.0664.391

Contact Central Services on 01782 599258  
for alternative waste kits



# Box Center



Also available in inset/flushmount models - see page 70



MYTHOS

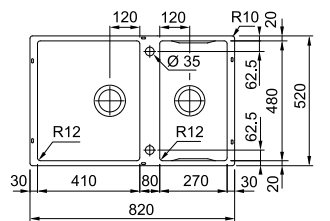
50  
YEARS  
GUARANTEE



Matt Brushed  
**BWX 120 41-27**  
**122.0611.737**  
Reversible  
**£1705**

Dimensions **820x520mm**  
Installation **Download cut out file**  
Bowl **410x480x200mm**  
**/270x480x200mm**

Recommended Product  
**Plumbing Kit**  
Siphon 2 £40  
**Suggested WDU**  
Elite Slimline 125 - see page 264



01 02 03 04 05 06 07

## Accessories included with Box Center BWX 120-41-27



# Mythos



Also available in inset/flushmount models - see page 72

## Suggested Accessories



**01**  
Rollamat  
112.0591.081  
£99



**02**  
Stainless Steel  
Strainer Bowl  
112.0659.398  
£165



**03**  
Mobile Drainer  
112.0602.288  
£132



**04**  
Chopping Board  
112.0591.082  
£132



Mythos Masterpiece  
J Pull Down Spray  
Tap - Stainless Steel  
115.0711.554

MYTHOS

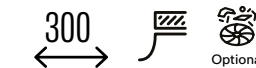


50  
YEARS  
GUARANTEE

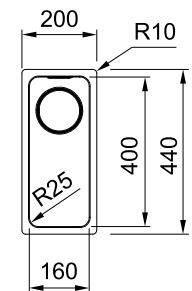
Matt Brushed  
**MYX 110 16**  
122.0606.889  
**£406**

Dimensions **200x440mm**  
Installation **Download cut out file**  
Bowl **160x400x150mm**

Recommended Product  
**Plumbing Kit**  
Siphon 1 £28  
**Suggested WDU**  
Elite Slimline 125 - see page 264



01 02 03 04



MYTHOS

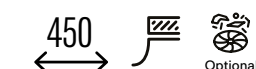


50  
YEARS  
GUARANTEE

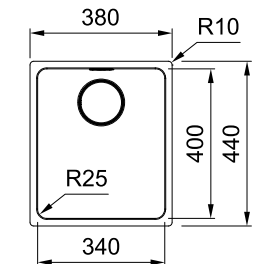
Matt Brushed  
**MYX 110 34**  
122.0606.948  
**£432**

Dimensions **380x440mm**  
Installation **Download cut out file**  
Bowl **340x400x200mm**

Recommended Product  
**Plumbing Kit**  
Siphon 1 £28  
**Suggested WDU**  
Elite Slimline 125 - see page 264



01 02 03 04



MYTHOS

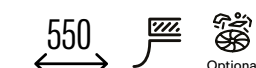


50  
YEARS  
GUARANTEE

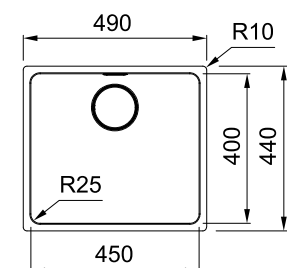
Matt Brushed  
**MYX 110 45**  
122.0606.949  
**£506**

Dimensions **490x440mm**  
Installation **Download cut out file**  
Bowl **450x400x200mm**

Recommended Product  
**Plumbing Kit**  
Siphon 1 £28  
**Suggested WDU**  
Elite Slimline 125 - see page 264



01 02 03 04



MYTHOS



50  
YEARS  
GUARANTEE

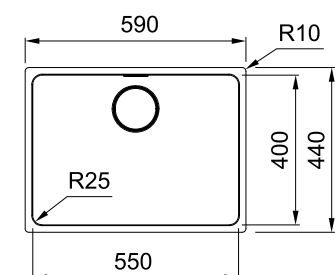
Matt Brushed  
**MYX 110 55**  
122.0606.969  
**£607**

Dimensions **590x440mm**  
Installation **Download cut out file**  
Bowl **550x400x200mm**

Recommended Product  
**Plumbing Kit**  
Siphon 1 £28  
**Suggested WDU**  
Elite Slimline 125 - see page 264



01 02 03 04





MYTHOS

50  
YEARS  
GUARANTEE



Matt Brushed

MYX 110 70  
122.0607.061  
£683

Dimensions **740x440mm**  
Installation **Download cut out file**  
Bowl **700x400x200mm**

Recommended Product  
**Plumbing Kit**  
Siphon 1 £28  
**Suggested WDU**  
Elite Slimline 125 - see page 264



01 02 03 04

MYTHOS

50  
YEARS  
GUARANTEE



Matt Brushed

MYX 160 34-16  
LHSB 122.0607.062  
RHSB 122.0607.063  
£708

Dimensions **555x430mm**  
Installation **Download cut out file**  
Bowl **340x400x200mm/**  
**160x400x150mm**

Recommended Product  
**Plumbing Kit**  
Siphon 2 £40  
**Suggested WDU**  
Elite Slimline 125 - see page 264



01 02 03 04

MYTHOS

50  
YEARS  
GUARANTEE



Matt Brushed

MYX 160 50-16  
LHSB 122.0606.920  
RHSB 122.0607.083  
£708

Dimensions **725x440mm**  
Installation **Download cut out file**  
Bowl **500x400x200mm/**  
**160x400x150mm**

Recommended Product  
**Plumbing Kit**  
Siphon 2 £40  
**Suggested WDU**  
Elite Slimline 125 - see page 264



01 02 03 04

MYTHOS

50  
YEARS  
GUARANTEE



Matt Brushed

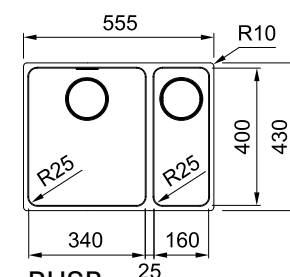
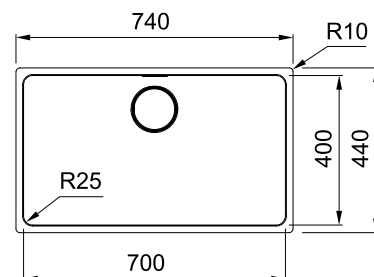
MYX 120 34-34  
122.0607.085  
£824

Dimensions **745x440mm**  
Installation **Download cut out file**  
Bowl **340x400x200mm/**  
**340x400x200mm**  
Recommended Product  
**Plumbing Kit**  
Siphon 2 £40  
**Suggested WDU**  
Elite Slimline 125 - see page 264

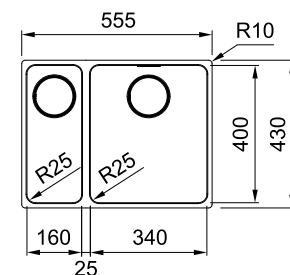


01 02 03 04

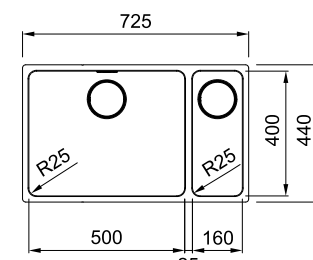
# Mythos



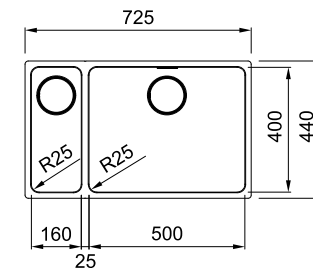
RHSB



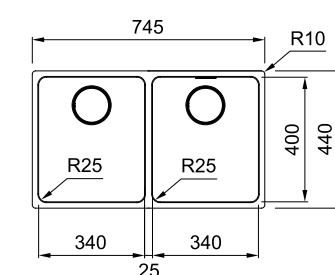
LHSB



RHSB



LHSB





# Maris Quiet Bowl

The new size of silence.



Our newest and extra-large stainless-steel Maris Quiet bowl has been designed for you to experience silence and quietness while still going big with your cooking skills and imagination.

This wide single bowl is in fact equipped with our exclusive Quiet Pad System, a double coating pad that reduces noise by 20%. And for you to savour cooking in maximum tranquility, hygiene and safety, the new Maris Quiet comes with an easy-cleaning basket strainer which collects waste.



## It dreams big

Big bowl version measures 82 cm.




## Silent and beautiful

Equipped with our invisible Quiet Pad anti-noise system to reduce noise up to 20%.



## Hygienic and safe

Big 7" Waste Kit with basket strainer waste.



## Everything flows

Forget about clogging and smells thanks to waste collection.





# Maris Quiet



**NB:** A Waste Disposal Unit cannot fit this sink due to the size of the waste.


## Suggested Accessories



**All-In**  
Please see page 268 to select  
a combination of accessories.



115.0653.379  
Active L Pull-Out Spray Tap



Quiet Pad System reduces noise  
by 20% -20dB noise reduction vs  
standard

MARIS



50  
YEARS  
GUARANTEE

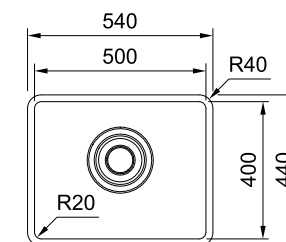
Matt Brushed  
**Maris Quiet MQX 110 50**  
122.0694.478  
**£569**

Dimensions **540x440mm**  
Installation **See Instruction Booklet**  
Bowl **500x400x188mm**

**Plumbing Kit**  
Included



01



MARIS



50  
YEARS  
GUARANTEE

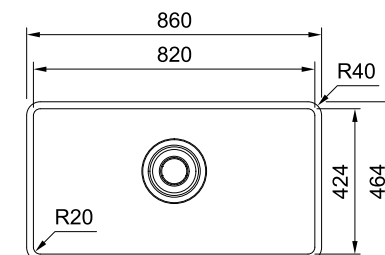
Matt Brushed  
**Maris Quiet MQX 110 82**  
122.0694.480  
**£683**

Dimensions **860x460mm**  
Installation **See Instruction Booklet**  
Bowl **820x424x192mm**

**Plumbing Kit**  
Included




01



**JUMBO**  
SIZED BOWL

**NB:** If using a boiling water tap  
ensure the waste lid is removed.



Transparent waste lid



162mm waste outlet diameter



Large waste disposal basket with  
handles makes it easier to dispose  
of waste and trapped foods.

Box

MARIS



50 YEARS GUARANTEE

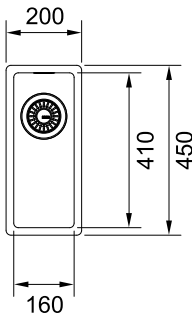
Matt Brushed  
BXX 110 16  
127.0371.512  
£376

Dimensions **200x450mm**  
Installation **Utilise template**  
Bowl **160x410x140mm**

Recommended Product  
**Plumbing Kit**  
Siphon 1 £28  
**Suggested WDU**  
Elite Slimline 75 - see page 264



01 02 03 04 05



MARIS



50 YEARS GUARANTEE

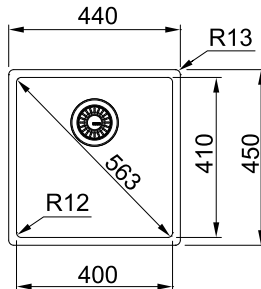
Matt Brushed  
BXX 110 40  
127.0369.215  
£425

Dimensions **440x450mm**  
Installation **Utilise template**  
Bowl **400x410x200mm**

Recommended Product  
**Plumbing Kit**  
Siphon 1 £28  
**Suggested WDU**  
Elite Slimline 75 - see page 264



01 02 03 04 05



MARIS



50 YEARS GUARANTEE

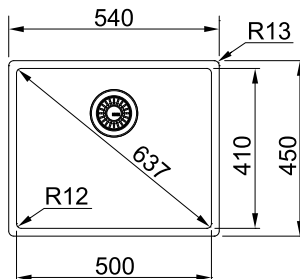
Matt Brushed  
BXX 110 50  
127.0369.282  
£452

Dimensions **540x450mm**  
Installation **Download cut out file**  
Bowl **500x410x200mm**

Recommended Product  
**Plumbing Kit**  
Siphon 1 £28  
**Suggested WDU**  
Elite Slimline 75 - see page 264



01 02 03 04 05



MARIS



50 YEARS GUARANTEE

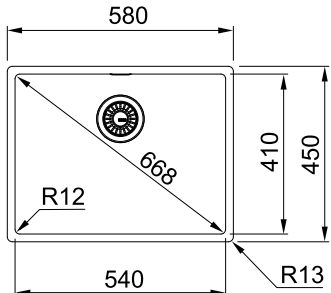
Matt Brushed  
BXX 110 54  
127.0371.513  
£465

Dimensions **580x450mm**  
Installation **Utilise template**  
Bowl **540x410x200mm**

Recommended Product  
**Plumbing Kit**  
Siphon 1 £28  
**Suggested WDU**  
Elite Slimline 75 - see page 264



01 02 03 04 05



MARIS



50 YEARS GUARANTEE

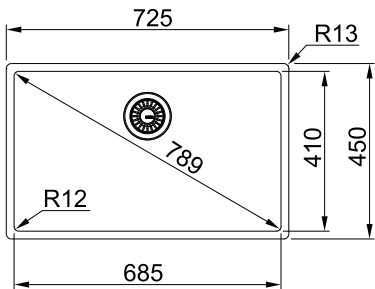
Matt Brushed  
BXX 110 68  
127.0369.284  
£513

Dimensions **725x450mm**  
Installation **Utilise template**  
Bowl **685x410x200mm**

Recommended Product  
**Plumbing Kit**  
Siphon 1 £28  
**Suggested WDU**  
Elite Slimline 75 - see page 264



01 02 03 04 05



MARIS



50 YEARS GUARANTEE

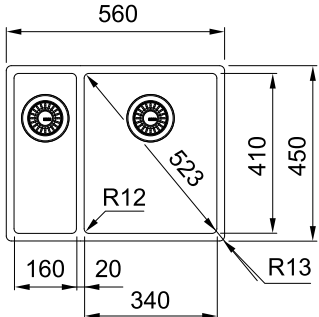
Matt Brushed  
BXX 160 34-16  
LHSB 127.0369.916  
£605

Dimensions **560x450mm**  
Installation **Utilise template**  
Bowl **340x410x200mm/160x410x140mm**

Recommended Product  
**Plumbing Kit**  
Siphon 2 £40  
**Suggested WDU**  
Elite Slimline 75 - see page 264



01 02 03 04 05



Suggested Accessories

01

Rollamat 44  
112.0080.355  
£99

02

Stainless Steel Strainer Bowl  
112.0394.981  
£149

03

Mobile Drainer  
112.0188.651  
£136

04

Chopping Board  
112.0539.134  
£96

05

Andy Chef Please see page 311 for more information  
112.0619.946  
£327

Box



MARIS

50  
YEARS  
GUARANTEE

Matt Brushed  
**MRX 210-19**  
127.0553.950  
**£270**

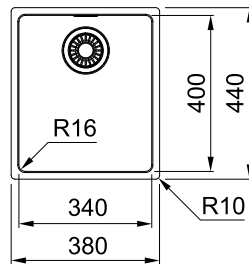
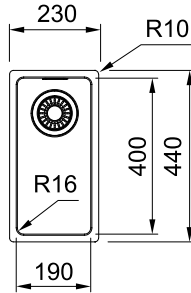
Dimensions **230x440mm**  
Installation **See Instruction Booklet**  
Bowl **190x400x130mm**

Recommended Product  
**Plumbing Kit**  
Siphon 1 £28  
**Suggested WDU**  
Elite Slimline 75 - see page 264



01 02 03

These sinks can be installed as inset or undermount. If fitting as an undermount please ensure the clips provided in the box are used.  
See also page 74



01 02 03

Dimensions **380x440mm**  
Installation **See Instruction Booklet**  
Bowl **340x400x180mm**

Recommended Product  
**Plumbing Kit**  
Siphon 1 £28  
**Suggested WDU**  
Elite Slimline 75 - see page 264

MARIS

50  
YEARS  
GUARANTEE

Matt Brushed  
**MRX 210-34**  
127.0531.915  
**£365**



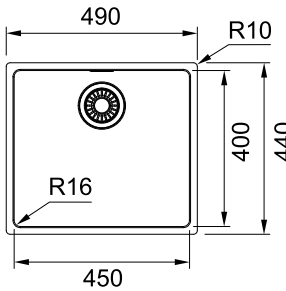
01 02 03

Dimensions **490x440mm**  
Installation **See Instruction Booklet**  
Bowl **450x400x180mm**

Recommended Product  
**Plumbing Kit**  
Siphon 1 £28  
**Suggested WDU**  
Elite Slimline 75 - see page 264



01 02 03



MARIS

50  
YEARS  
GUARANTEE

Matt Brushed  
**MRX 210-45**  
127.0553.961  
**£373**



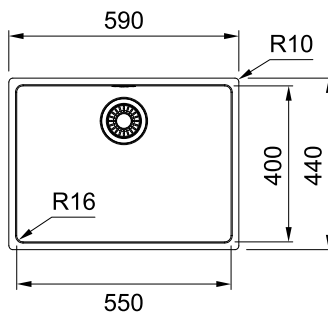
01 02 03

Dimensions **590x440mm**  
Installation **See Instruction Booklet**  
Bowl **550x400x180mm**

Recommended Product  
**Plumbing Kit**  
Siphon 1 £28  
**Suggested WDU**  
Elite Slimline 75 - see page 264



01 02 03



MARIS

50  
YEARS  
GUARANTEE

Matt Brushed  
**MRX 210-55**  
127.0637.544  
**£477**



01 02 03

MARIS

50  
YEARS  
GUARANTEE

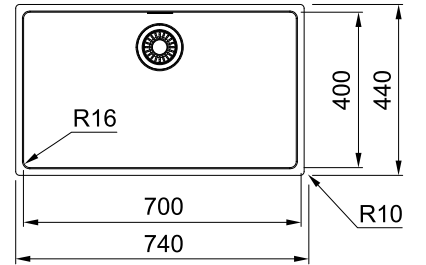
Matt Brushed  
**MRX 210-70**  
127.0531.916  
**£613**

Dimensions **740x440mm**  
Installation **See Instruction Booklet**  
Bowl **700x400x180mm**

Recommended Product  
**Plumbing Kit**  
Siphon 1 £28  
**Suggested WDU**  
Elite Slimline 75 - see page 264



01 02 03



MARIS

50  
YEARS  
GUARANTEE

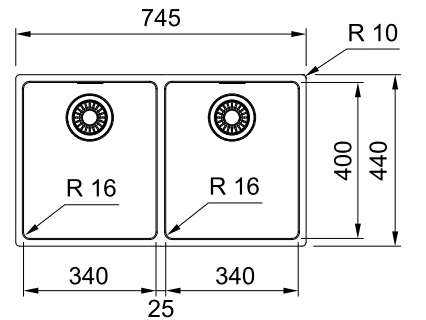
Matt Brushed  
**MRX 220 34-34**  
127.0637.541  
**£668**

Dimensions **745x440mm**  
Installation **See Instruction Booklet**  
Bowl **340x400x180mm/**  
**340x400x180mm**

Recommended Product  
**Plumbing Kit**  
Siphon 2 £40  
**Suggested WDU**  
Elite Slimline 75 - see page 264



01 02 03



MARIS

50  
YEARS  
GUARANTEE

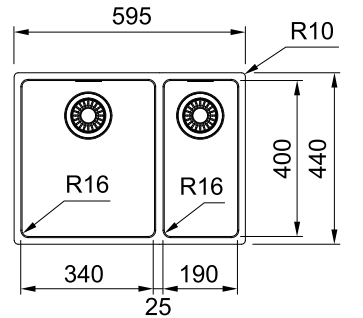
Matt Brushed  
**MRX 260 34-19**  
LHSB 127.0637.546  
RHSB 127.0637.547  
**£668**

Dimensions **595x440mm**  
Installation **See Instruction Bookle**  
Bowl **340x400x180mm/**  
**190x400x130mm**

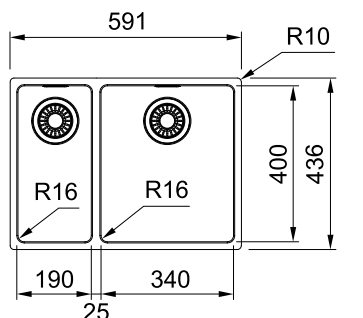
Recommended Product  
**Plumbing Kit**  
Siphon 2 £40  
**Suggested WDU**  
Elite Slimline 75 - see page 264



01 02 03



RHSB



LHSB

### Suggested Accessories



**All-In**  
Please see page 268 to select  
a combination of accessories.



**Rollamat 40**  
112.0050.988  
£99



**Mobile Drainer (342x430mm)**  
112.0188.651  
£136

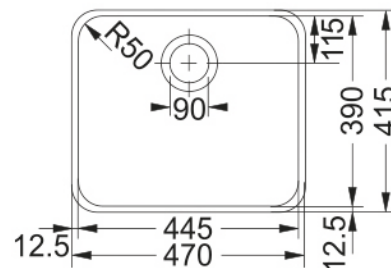
SMART

50  
YEARS  
GUARANTEE



Silk  
**LAX 110-45/39**  
122.0066.736  
**£324**

Dimensions **470x415mm**  
Installation **Utilise template**  
Bowl **445x390x175mm**  
  
Recommended Product  
**Plumbing Kit**  
Siphon 1 £28  
**Suggested WDU**  
Elite Slimline 50 - see page 264



01 02 04

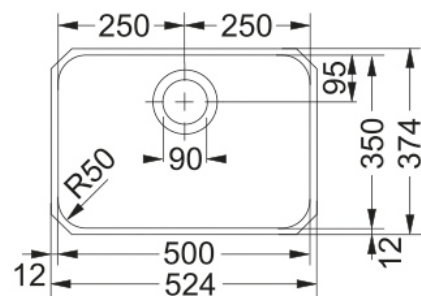
SMART

50  
YEARS  
GUARANTEE



Silk  
**LAX 110-50/35**  
**£414**

Dimensions **524x374mm**  
Installation **Utilise template**  
Bowl **500x350x180mm**  
  
Recommended Product  
**Plumbing Kit**  
Siphon 1 £28  
**Suggested WDU**  
Elite Slimline 50 - see page 264



01 02 04

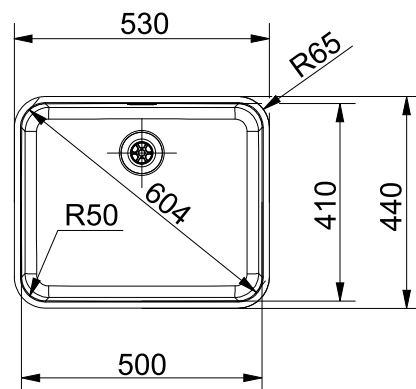
SMART

50  
YEARS  
GUARANTEE



Silk  
**LAX 110-50/41**  
122.0250.208  
**£431**

Dimensions **530x440mm**  
Installation **Utilise template**  
Bowl **500x410x175mm**  
  
Recommended Product  
**Plumbing Kit**  
Siphon 1 £28  
**Suggested WDU**  
Elite Slimline 50 - see page 264



01 02 04

#### Suggested Accessories

**ALL IN**



**All-In**  
Please see page 268 to select  
a combination of accessories.



**Rollamat 40**  
112.0050.988  
£99



**Mobile Drainer (342x430mm)**  
112.0188.651  
£136



**Mobile Drainer (333x417mm)**  
112.0188.653  
£136

# Largo

SMART

50  
YEARS  
GUARANTEE

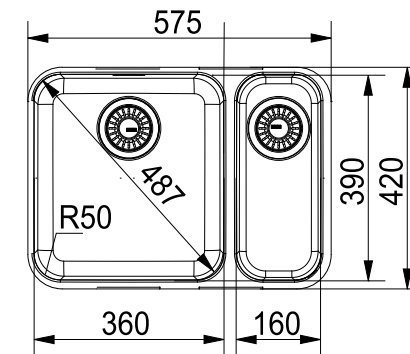


Silk  
**LAX 160 36-16**  
LHSB 122.0156.345  
RHSB 122.0156.346  
**£541**

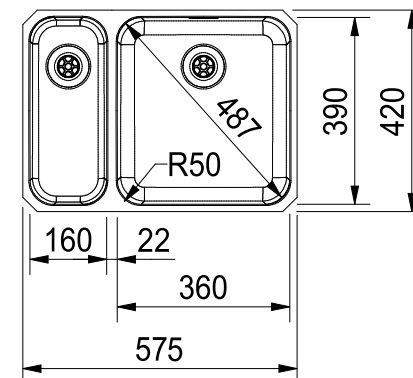
Dimensions **575x420mm**  
Installation **Utilise template**  
Bowl **360x390x175mm/**  
**160x390x120mm**  
  
Recommended Product  
**Plumbing Kit**  
Siphon 2 £40  
**Suggested WDU**  
Elite Slimline 50 - see page 264



01 02 03



RHSB



LHSB





# Smart

SMART

NEW

50 YEARS GUARANTEE



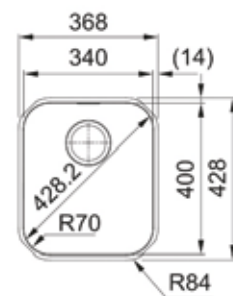
Silk  
**SRX 110-34**  
122.0736.152  
**£250**

Dimensions **368x428mm**  
Installation **Utilise template**  
Bowl **340 x 400 x 180mm**

Recommended Product  
**Plumbing Kit**  
Siphon 1 £28  
**Suggested WDU**  
Elite Slimline 50 - see page 264



01



Replaces Ariane  
ARX sinks

SMART

NEW


50 YEARS GUARANTEE



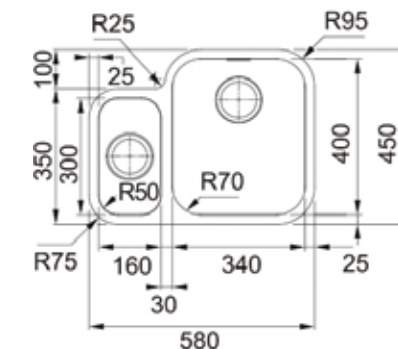
Silk  
**SRX 160 SBL**  
122.0736.138  
**£420**  
  
**SRX 160 SBR**  
122.0736.139  
**£420**

Dimensions **580x450mm**  
Installation **Utilise template**  
Bowl **400 x 340 x 180mm/**  
**300 x 160 x 120mm**

Recommended Product  
**Plumbing Kit**  
Siphon 2 £40  
**Suggested WDU**  
Elite Slimline 50 - see page 264



01



SMART

NEW

50 YEARS GUARANTEE



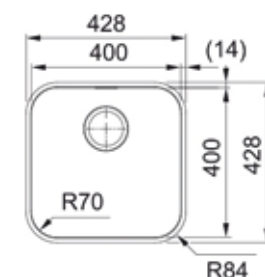
Silk  
**SRX 110-40**  
122.0736.140  
**£275**

Dimensions **428x428mm**  
Installation **Utilise template**  
Bowl **400 x 400 x 190mm**

Recommended Product  
**Plumbing Kit**  
Siphon 1 £28  
**Suggested WDU**  
Elite Slimline 50 - see page 264



01



SMART

NEW


50 YEARS GUARANTEE



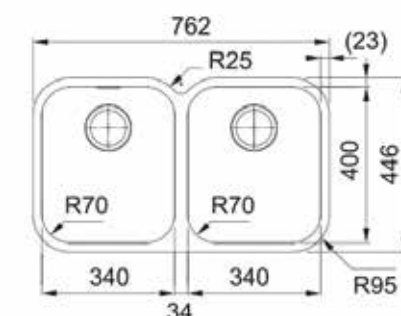
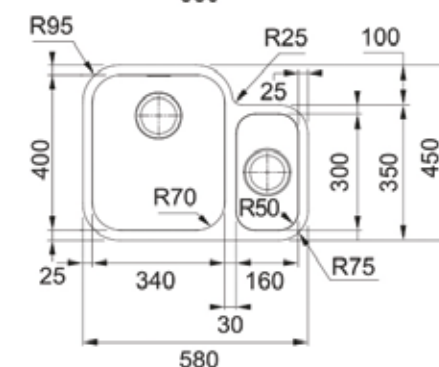
Silk  
**SRX 120 34-34**  
122.0736.137  
**£450**

Dimensions **762x446mm**  
Installation **Utilise template**  
Bowl **340 x 400 x 180mm/**  
**340 x 400 x 180mm**

Recommended Product  
**Plumbing Kit**  
Siphon 2 £40  
**Suggested WDU**  
Elite Slimline 50 - see page 264



01



SMART

NEW

50 YEARS GUARANTEE



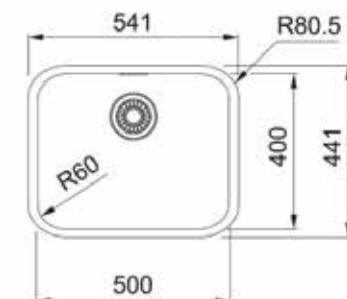
Silk  
**SRX 110-50**  
122.0706.563  
**£299**

Dimensions **541x441mm**  
Installation **Utilise template**  
Bowl **500 x 400 x 180mm**

Recommended Product  
**Plumbing Kit**  
Siphon 1 £28  
**Suggested WDU**  
Elite Slimline 50 - see page 264



01



## Suggested Accessories



All-In  
Please see page 268 to select  
a combination of accessories.

# Fragranite

# Bowls



- 56 Fresno
- 58 Kubus
- 60 Maris MRG





# Fresno



MYTHOS

50  
YEARS  
GUARANTEE

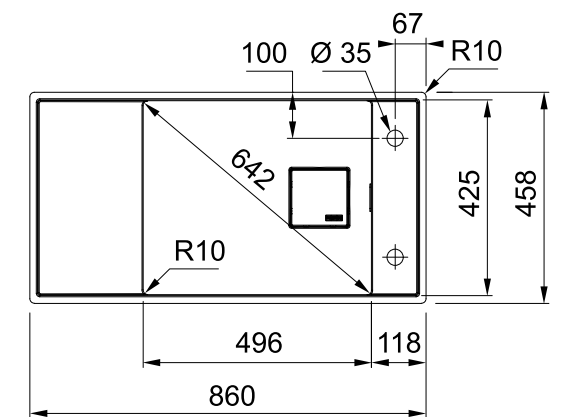
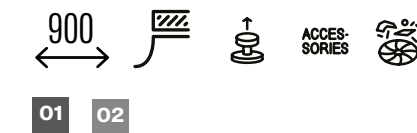
FSG 111  
Reversible

**Polar White**  
135.0633.439  
£639


**Matt Black**  
135.0633.440  
£639

Dimensions **860x458mm**  
Installation **See instruction booklet**  
Bowl **500x425x215mm**

Recommended Product  
**Plumbing Kit**  
Siphon 1 £28  
**Suggested WDU**  
Elite Slimline 125 - see page 264



## Included Accessories



01  
Rollamat FSG

## Suggested Accessories



02  
Stainless Steel Strainer Bowl  
112.0066.060  
£148



115.0689.096  
Mythos Tap  
in Industrial Black



**Please note:**  
We would recommend that side lever style taps are fitted with this sink, given the position of the tap platform.

# Kubus



## Suggested Accessories



**01**  
Rollamat  
112.0256.867  
£99



**02**  
Stainless Steel  
Strainer Bowl  
112.0066.060  
£148



**03**  
KNG Chopping  
Board  
112.0654.748  
£84



**115.0711.558**  
Mythos Masterpiece  
in Gold

## Optional PVD Coloured Accessories

### Drain Covers



**Anthracite**  
112.0717.462  
£50

**Gold**  
112.0717.419  
£50

**Copper**  
112.0717.420  
£50

### Waste Kit Parts



**Anthracite**  
112.0639.054  
£99

**Gold**  
112.0639.055  
£99

**Copper**  
112.0639.056  
£99

### Overflow Plate



**Anthracite**  
133.0630.101  
£15

**Gold**  
133.0630.111  
£15

**Copper**  
133.0630.057  
£15

Also available in pop-up waste version for the KNG 110 62 model.

MYTHOS



### KNG 110 37

**Polar White**  
125.0633.731  
£548

**Stone Grey**  
125.0633.733  
£548

**Slate Grey**  
125.0714.463  
£548

**Matt Black**  
125.0630.441  
£548

Dimensions **410x460mm**  
Installation **See Instruction Booklet**  
Bowl **370x420x200mm**

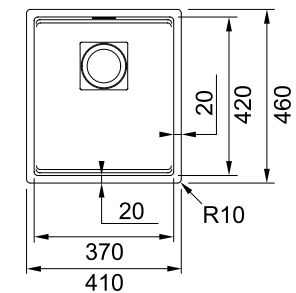
Recommended Product

**Plumbing Kit**

Siphon 1 £28

**Suggested WDU**

Elite Slimline 125 - see page 264



50  
YEARS  
GUARANTEE



01 02 03

MYTHOS



### KNG 110 52

**Polar White**  
125.0633.725  
£623

**Stone Grey**  
125.0633.728  
£623

**Slate Grey**  
125.0714.464  
£623

**Matt Black**  
125.0630.442  
£623

Dimensions **560x460mm**  
Installation **See Instruction Booklet**  
Bowl **520x420x200mm**

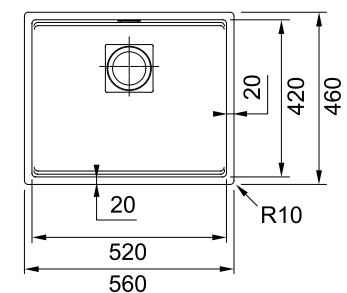
Recommended Product

**Plumbing Kit**

Siphon 1 £28

**Suggested WDU**

Elite Slimline 125 - see page 264



50  
YEARS  
GUARANTEE



01 02 03

MYTHOS



### KNG 110 62

**Polar White**  
125.0633.721  
£678

**Stone Grey**  
125.0633.723  
£678

**Slate Grey**  
125.0714.465  
£678

**Matt Black**  
125.0630.443  
£678

Dimensions **760x460mm**  
Installation **See Instruction Booklet**  
Bowl **620x420x200mm**

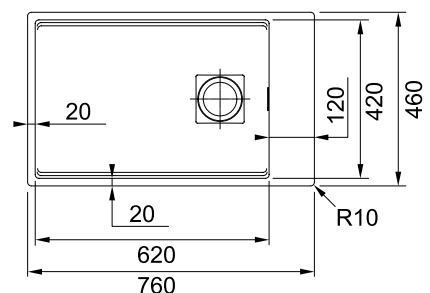
Recommended Product

**Plumbing Kit**

Siphon 1 £28

**Suggested WDU**

Elite Slimline 125 - see page 264



50  
YEARS  
GUARANTEE



01 02 03

Included

**Please note:**

We would recommend that side lever style taps are fitted with this sink, given the position of the tap platform.

MYTHOS



### KNG 120

**Polar White**  
125.0633.285  
£721

**Stone Grey**  
125.0633.287  
£721

**Slate Grey**  
125.0714.465  
£721

**Matt Black**  
125.0630.444  
£721

Dimensions **760x460mm**  
Installation **See Instruction Booklet**  
Bowl **465x420x200mm/**  
**215x420x200**

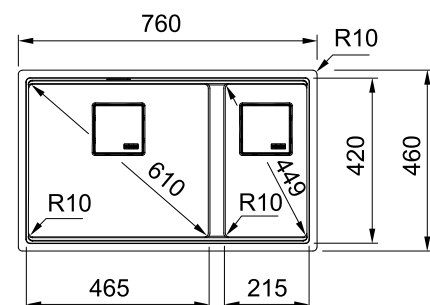
Recommended Product

**Plumbing Kit**

Siphon 2 £40

**Suggested WDU**

Elite Slimline 125 - see page 264



50  
YEARS  
GUARANTEE



01 02 03





# Maris



## Suggested Accessories



**01 All-In**  
Please see page 268 to select a combination of accessories.



**02 Rollamat 40**  
112.0050.988  
£99



**03 Mobile Drainer**  
112.0188.651  
£136



112.0717.105  
Atlas Neo Soap Dispenser  
in Gold



115.0689.094  
Eos Neo Pull Down Spray  
in Gold

## Optional PVD Coloured Accessories

### Drain Covers



**Anthracite**  
112.0717.469  
£30

**Gold**  
112.0717.470  
£30

**Copper**  
112.0717.494  
£30

### Waste Kit Parts



**Anthracite**  
112.0639.054  
£99

**Gold**  
112.0639.055  
£99

**Copper**  
112.0639.056  
£99

### Overflow Plate



**Anthracite**  
133.0630.101  
£15

**Gold**  
133.0630.111  
£15

**Copper**  
133.0630.057  
£15

MARIS

50  
YEARS  
GUARANTEE



MRG 110-37

Dimensions **403x433mm**  
Installation **See instruction booklet**  
Bowl **370x400x200mm**

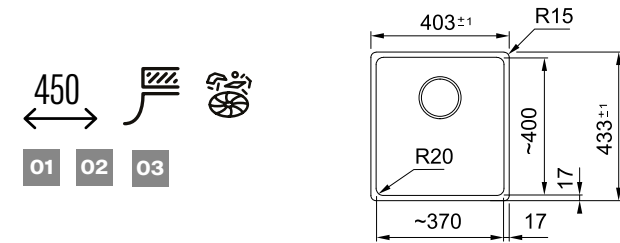
Recommended Product

**Plumbing Kit**

Siphon 1 £28

**Suggested WDU**

Elite Slimline 75 - see page 264



MARIS

50  
YEARS  
GUARANTEE



MRG 110-52

Dimensions **553x433mm**  
Installation **See instruction booklet**  
Bowl **520x400x200mm**

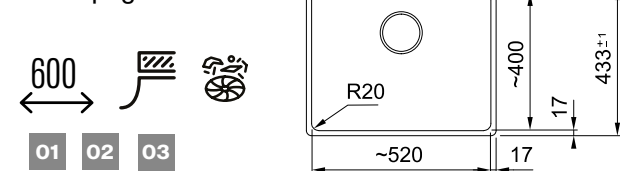
Recommended Product

**Plumbing Kit**

Siphon 1 £28

**Suggested WDU**

Elite Slimline 75  
- see page 264



MARIS

50  
YEARS  
GUARANTEE



MRG 110-72

Dimensions **753x433mm**  
Installation **See instruction booklet**  
Bowl **720x400x200mm**

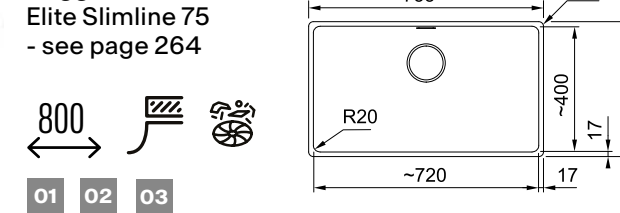
Recommended Product

**Plumbing Kit**

Siphon 1 £28

**Suggested WDU**

Elite Slimline 75  
- see page 264



MARIS

50  
YEARS  
GUARANTEE



MRG 160 34-15

Dimensions **553x433mm**  
Installation **See instruction booklet**  
Bowl **340x400x200mm/**  
**150x400x150mm**

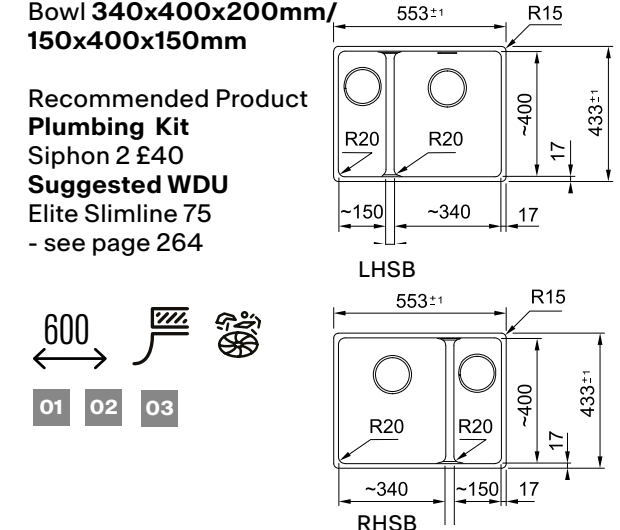
Recommended Product

**Plumbing Kit**

Siphon 2 £40

**Suggested WDU**

Elite Slimline 75  
- see page 264



**Polar White**  
125.0688.500  
**£495**

**Coffee**  
125.0688.501  
**£495**

**Oyster**  
125.0688.502  
**£495**

**Stone Grey**  
125.0688.499  
**£495**

**Slate Grey**  
125.0714.458  
**£495**

**Matt Black**  
125.0688.503  
**£495**

**Polar White**  
125.0688.505  
**£560**

**Coffee**  
125.0688.506  
**£560**

**Oyster**  
125.0688.507  
**£560**

**Stone Grey**  
125.0688.504  
**£560**

**Slate Grey**  
125.0714.459  
**£560**

**Matt Black**  
125.0688.508  
**£560**

**Polar White**  
125.0688.510  
**£662**

**Coffee**  
125.0688.511  
**£662**

**Oyster**  
125.0688.512  
**£662**

**Stone Grey**  
125.0688.509  
**£662**

**Slate Grey**  
125.0714.460  
**£662**

**Matt Black**  
125.0688.513  
**£662**

**Polar White**  
LHSB 125.0688.515  
RHSB 125.0688.520  
**£653**

**Coffee**  
LHSB 125.0688.516  
RHSB 125.0688.521  
**£653**

**Oyster**  
LHSB 125.0688.517  
RHSB 125.0688.522  
**£653**

**Stone Grey**  
LHSB 125.0688.514  
RHSB 125.0688.519  
**£653**

**Slate Grey**  
LHSB 125.0714.461  
RHSB 125.0714.462  
**£653**

**Matt Black**  
LHSB 125.0688.518  
RHSB 125.0688.523  
**£653**



KubusX 64  
Franke by V&B 66



# Ceramic Bowls



# KubusX



NEW

## Optional PVD Coloured Accessories

### Waste Kit Set



Anthracite 112.0639.054  
£99

Gold 112.0639.055  
£99

Copper 112.0639.056  
£99

### Overflow Plate



Anthracite 133.0722.565  
£12

Gold 133.0722.548  
£12

Copper 133.0722.549  
£12

## Suggested Accessories



01

Rollamat 40  
112.0050.988  
£99



02

Chopping Board  
112.0735.488  
£85

MARIS

NEW

50  
YEARS  
GUARANTEE

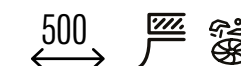


KXK 110-41

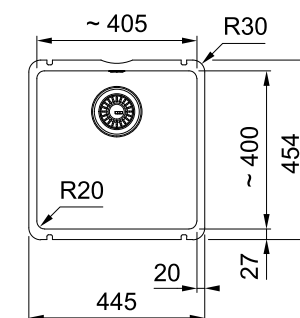
Gloss White  
126.0735.128  
£596

Dimensions **445x454mm**  
Installation **See instruction booklet**  
Bowl **405x400x190mm**

Recommended Product  
**Plumbing Kit**  
Siphon 1 £28  
**Suggested WDU**  
Elite Slimline 75  
- see page 264



01 02



MARIS

NEW

50  
YEARS  
GUARANTEE

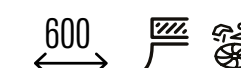


KXK 110-51

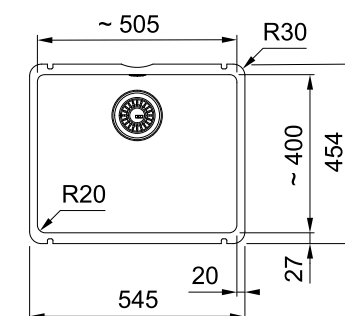
Gloss White  
126.0735.183  
£710

Dimensions **545x454mm**  
Installation **See instruction booklet**  
Bowl **505x400x190 mm**

Recommended Product  
**Plumbing Kit**  
Siphon 1 £28  
**Suggested WDU**  
Elite Slimline 75  
- see page 264



01 02



MARIS

NEW

50  
YEARS  
GUARANTEE

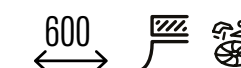


KXK 160-37-12

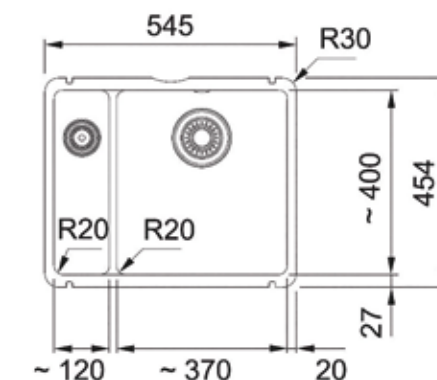
Gloss White  
126.0735.188  
£799

Dimensions **545x454mm**  
Installation **See instruction booklet**  
Bowl **370x400x190mm/120x400x120mm**

Recommended Product  
**Plumbing Kit**  
Siphon 2 £40  
**Suggested WDU**  
Elite Slimline 75  
- see page 264



01 02



Please note: WDU can not be fitted to the small bowl.

PVD Coloured Waste not available for half bowl.

# Franke by V&B



## Suggested Accessories



**01**  
Rollamat 40  
112.0050.988  
£99

**FRANKE**  
by  
Villeroy & Boch

MARIS



**VBK 110 21**  
Gloss White  
126.0381.816  
£435

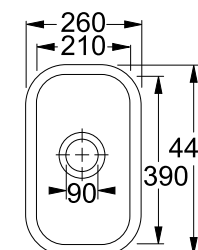
**50 YEARS**  
GUARANTEE

Dimensions **260x440mm**  
Installation **Utilise template**  
Bowl **210x390x180mm**

Recommended Product  
**Plumbing Kit**  
Siphon 1 £28  
**Suggested WDU**  
Elite Slimline 75 - see page 264



**01**



MARIS



**VBK 110 33**  
Gloss White  
126.0381.820  
£562

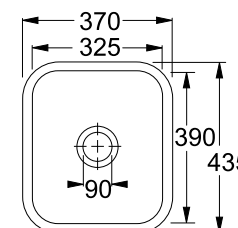
**50 YEARS**  
GUARANTEE

Dimensions **370x435mm**  
Installation **Utilise template**  
Bowl **325x390x175mm**

Recommended Product  
**Plumbing Kit**  
Siphon 1 £28  
**Suggested WDU**  
Elite Slimline 75 - see page 264



**01**



MARIS

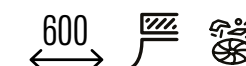


**VBK 110 50**  
Gloss White  
126.0381.823  
£634

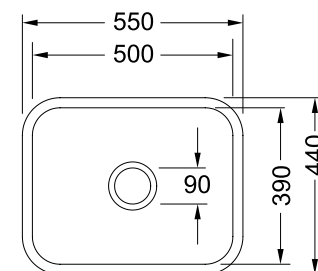
**50 YEARS**  
GUARANTEE

Dimensions **550x440mm**  
Installation **Utilise template**  
Bowl **500x390x200mm**

Recommended Product  
**Plumbing Kit**  
Siphon 1 £28  
**Suggested WDU**  
Elite Slimline 75 - see page 264



**01**



MARIS



**VBK 160**  
Gloss White  
LHSB 126.0381.814  
£751

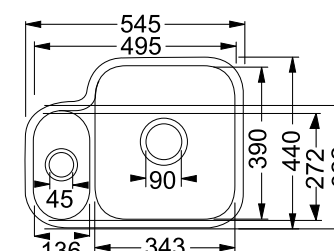
**50 YEARS**  
GUARANTEE

Dimensions **545x440mm**  
Installation **Utilise template**  
Bowl **343x390x173mm/**  
**136x272x103mm**

Recommended Product  
**Plumbing Kit**  
Siphon 2 £40  
**Suggested WDU**  
Elite Slimline 75 - see page 264



**01**





# Stainless Steel Inset Sinks



Box Center	70
Mythos	72
Maris MRX	74
Neptune	76
Maris	77
Argos	78
Spark	80
Rotondo	81
Antea	83





# Box Center



Also available in undermount models - see page 36



Dimensions **860x510mm**  
Installation **840x490mm cr=10 (inset)**  
**862x512mm cr=11 (flushmount)**  
Bowl **540x410x200mm/**  
**270x480x200mm**

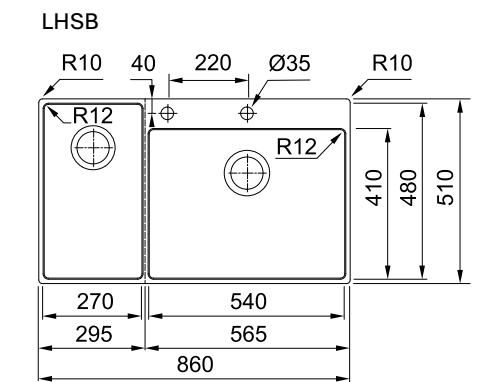
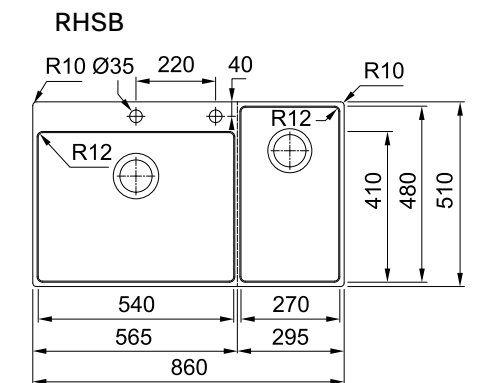
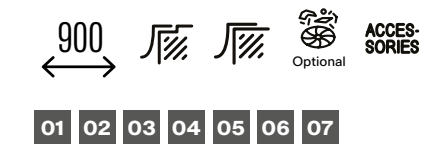
Recommended Product  
**Plumbing Kit**  
Siphon 2 £40  
**Suggested WDU**  
Elite Slimline 125 - see page 264



Matt  
Brushed

**BWX 220 54-27**  
LHSB 127.0570.616  
RHSB 127.0570.617  
£1860

Note: Accessories fit laterally  
across the main bowl



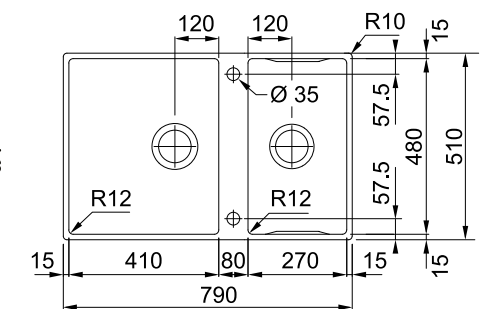
Dimensions **790x510mm**  
Installation **770x490mm cr=10 (inset)**  
**792x512mm cr=11 (flushmount)**  
Bowl **410x480x200mm/**  
**270x480x200mm**

Recommended Product  
**Plumbing Kit**  
Siphon 2 £40  
**Suggested WDU**  
Elite Slimline 125 - see page 264



Matt  
Brushed

**BWX 220 41-27**  
127.0611.736  
Reversible  
£1962



Accessories included with Box Center BWX 220 54-27 and BWX 220 41-27





MYTHOS

50  
YEARS  
GUARANTEE



Matt  
Brushed

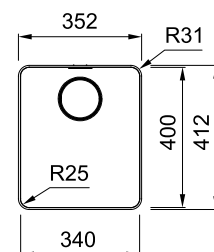
**MYX 210-34**  
127.0607.087  
**£482**

Dimensions **352x412mm**  
Installation **Utilise template**  
Bowl **340x400x200mm**

Recommended Product  
**Plumbing Kit**  
Siphon 1 £28  
**Suggested WDU**  
Elite Slimline 125-See page 264



01 02 03



MYTHOS

50  
YEARS  
GUARANTEE



Matt  
Brushed

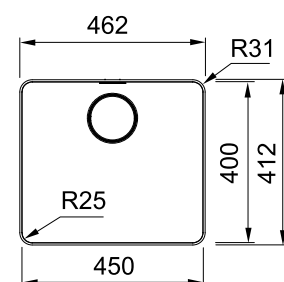
**MYX 210-45**  
127.0607.088  
**£564**

Dimensions **462x412mm**  
Installation **Utilise template**  
Bowl **450x400x200mm**

Recommended Product  
**Plumbing Kit**  
Siphon 1 £28  
**Suggested WDU**  
Elite Slimline 125-See page 264



01 02 03



MYTHOS

50  
YEARS  
GUARANTEE



Matt  
Brushed

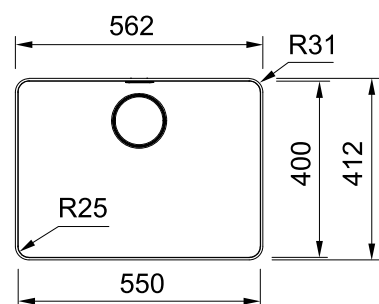
**MYX 210-55**  
127.0607.101  
**£678**

Dimensions **562x412mm**  
Installation **Utilise template**  
Bowl **550x400x200mm**

Recommended Product  
**Plumbing Kit**  
Siphon 1 £28  
**Suggested WDU**  
Elite Slimline 125-See page 264



01 02 03



MYTHOS

50  
YEARS  
GUARANTEE



Matt  
Brushed

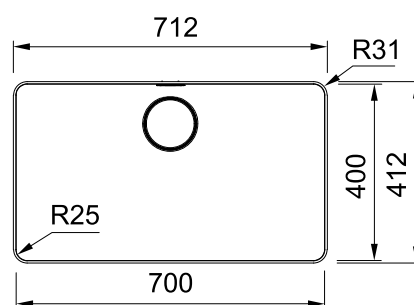
**MYX 210-70**  
127.0607.102  
**£763**

Dimensions **712x412mm**  
Installation **Utilise template**  
Bowl **700x400x200mm**

Recommended Product  
**Plumbing Kit**  
Siphon 1 £28  
**Suggested WDU**  
Elite Slimline 125-See page 264



01 02 03



## Suggested Accessories



01

**Rollamat**  
112.0591.081  
£99



02

**Stainless Steel  
Strainer Bowl**  
112.0659.398  
£165



03

**Mobile Drainer**  
112.0602.288  
£132

# Mythos

Also available as  
undermount - see page 38





Matt Brushed  
**MRX 210-19**  
127.0553.950  
**£270**

Dimensions **230x440mm**  
Installation **Utilise template**  
Bowl **190x400x130mm**  
  
Recommended Product  
**Plumbing Kit**  
Siphon 1 £28  
**Suggested WDU**  
Elite Slimline 75 - see page 264



Matt Brushed  
**MRX 210-34**  
127.0531.915  
**£365**

Dimensions **380x440mm**  
Installation **Utilise template**  
Bowl **340x400x180mm**  
  
Recommended Product  
**Plumbing Kit**  
Siphon 1 £28  
**Suggested WDU**  
Elite Slimline 75 - see page 264



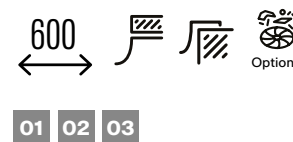
Matt Brushed  
**MRX 210-45**  
122.0553.961  
**£373**

Dimensions **490x440mm**  
Installation **Utilise template**  
Bowl **450x400x180mm**  
  
Recommended Product  
**Plumbing Kit**  
Siphon 1 £28  
**Suggested WDU**  
Elite Slimline 75 - see page 264



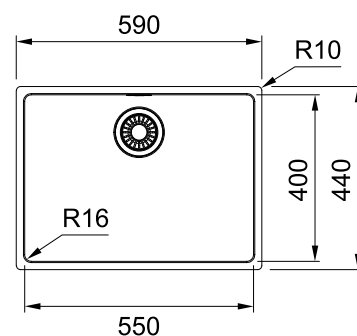
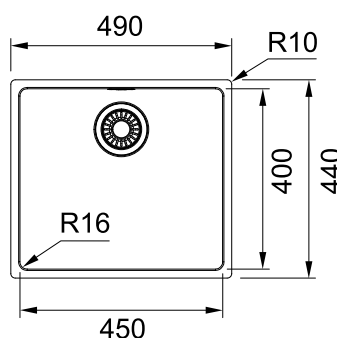
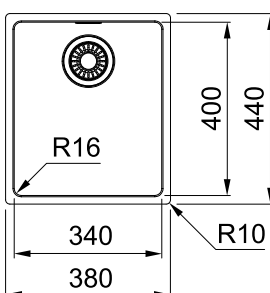
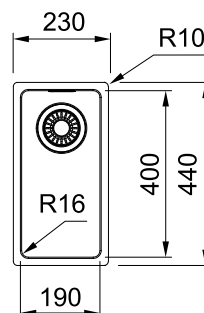
Matt Brushed  
**MRX 210-55**  
127.0637.544  
**£477**

Dimensions **590x440mm**  
Installation **Utilise template**  
Bowl **550x400x180mm**  
  
Recommended Product  
**Plumbing Kit**  
Siphon 1 £28  
**Suggested WDU**  
Elite Slimline 75 - see page 264



# Maris

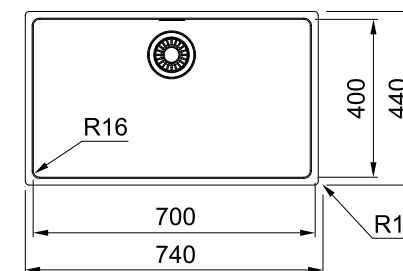
These sinks can be installed as inset or undermount. If fitting as an undermount please ensure the clips provided in the box are used. See also page 48



Matt Brushed  
**MRX 220 34-34**  
122.0531.916  
**£613**

Dimensions **740x440mm**  
Installation **Utilise template**  
Bowl **700x400x180mm**

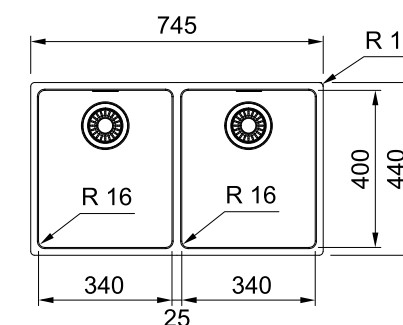
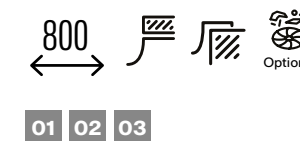
Recommended Product  
**Plumbing Kit**  
Siphon 1 £28  
**Suggested WDU**  
Elite Slimline 75 - see page 264



Matt Brushed  
**MRX 220 34-34**  
127.0637.541  
**£668**

Dimensions **745x440mm**  
Installation **Utilise template**  
Bowl **340x400x180mm/ 340x400x180mm**

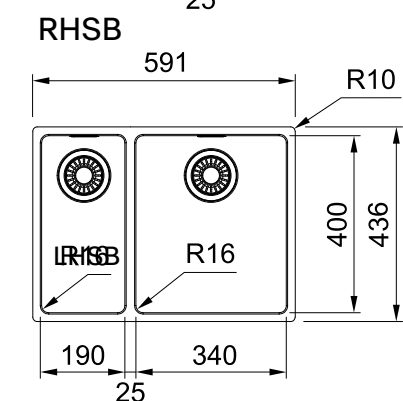
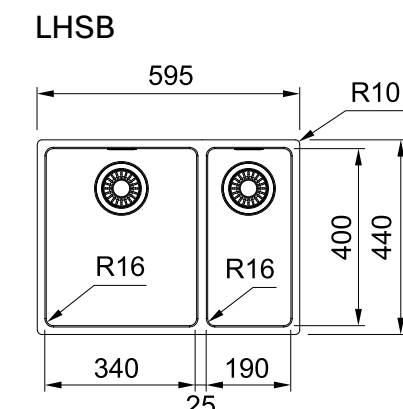
Recommended Product  
**Plumbing Kit**  
Siphon 2 £40  
**Suggested WDU**  
Elite Slimline 75 - see page 264



Matt Brushed  
**MRX 260 34-19**  
LHSB 127.0637.546  
RHSB 127.0637.547  
**£668**

Dimensions **595x440mm**  
Installation **Utilise template**  
Bowl **340x400x180mm/ 190x400x130mm**

Recommended Product  
**Plumbing Kit**  
Siphon 2 £40  
**Suggested WDU**  
Elite Slimline 75 - see page 264



## Suggested Accessories



**All-In**  
Please see page 268 to select a combination of accessories.



**Rollamat 40**  
112.0050.988  
£99



**Mobile Drainer (342x430mm)**  
112.0188.651  
£136



# Neptune

MARIS

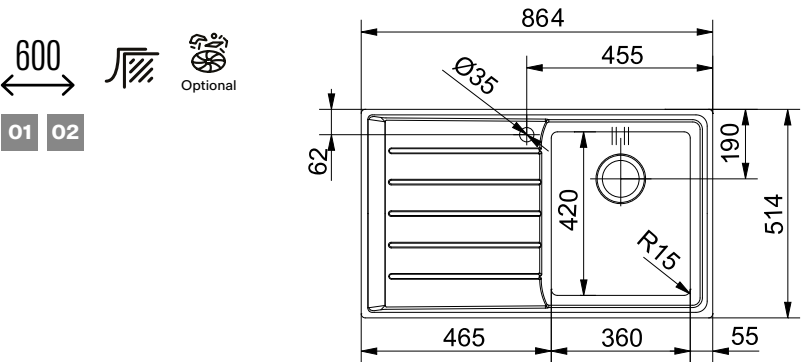


50 YEARS  
ARANTEE

Silk  
**NEX 211**  
LHD 127.0059.655  
RHD 127.0059.654  
**£454**

Dimensions **864x514mm**  
Installation **855x506mm cr=20**  
Bowl **360x420x190mm**

Recommended Product  
**Plumbing Kit**  
Siphon 1 £28  
**Suggested WDU**  
Elite Slimline 75-See page 264



MARIS

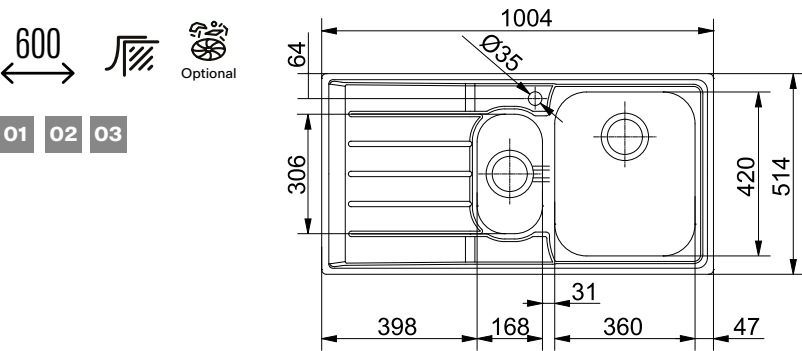


50 YEARS  
ARANTEE

Silk  
**NEX 251**  
LHD 127.0059.717  
RHD 127.0059.658  
**£537**

Dimensions **1004x514mm**  
Installation **995x506mm cr=20**  
Bowl **360x420x190mm/**  
**168x306x130mm**

Recommended Product  
**Plumbing Kit**  
Siphon 2 £40  
**Suggested WDU**  
Elite Slimline 75-See page 264



## Suggested Accessories



**All-In**  
Please see page 268 to select  
a combination of accessories.



**Rollamat 44**  
112.0080.355  
£99



**Stainless Steel Strainer Bowl**  
112.0040.691  
£74

# Maris

MARIS

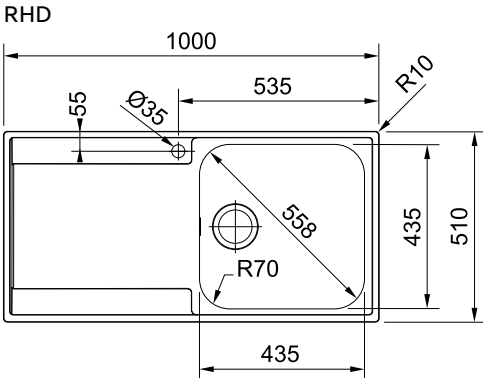
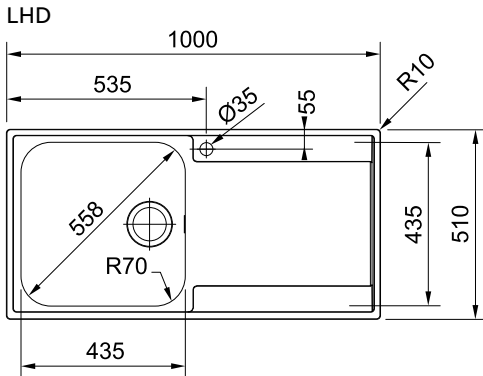


50 YEARS  
GUARANTEE

Silk  
**MRX 211**  
LHD 127.0305.144  
RHD 127.0305.145  
**£425**

Dimensions **1000x510mm**  
Installation **987x497mm cr=10**  
Bowl **435x435x180mm**

Recommended Product  
**Plumbing Kit**  
Siphon 1 £28  
**Suggested WDU**  
Elite Slimline 75-See page 264



MARIS

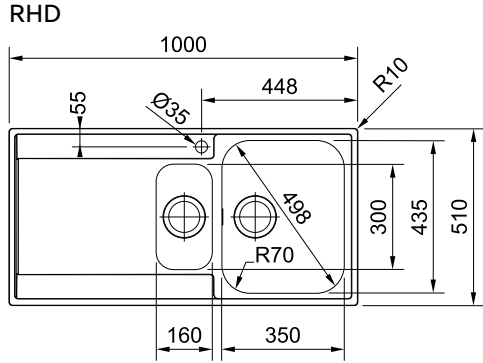
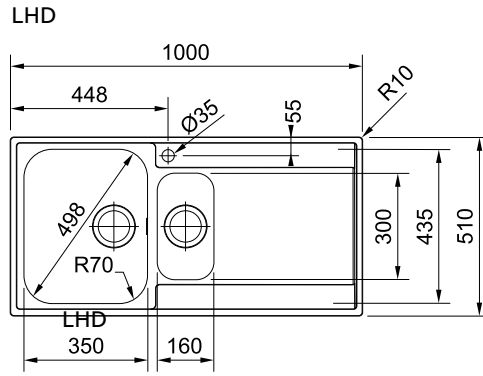
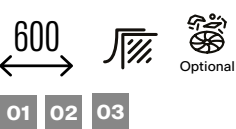


50 YEARS  
GUARANTEE

Silk  
**MRX 251**  
LHD 127.0305.146  
RHD 127.0305.147  
**£489**

Dimensions **1000x510mm**  
Installation **987x497mm cr=10**  
Bowl **350x435x175mm/**  
**160x300x120mm**

Recommended Product  
**Plumbing Kit**  
Siphon 2 £40  
**Suggested WDU**  
Elite Slimline 75-See page 264



## Suggested Accessories



**All-In**  
Please see page 268 to select  
a combination of accessories.



**Rollamat 36**  
112.0075.642  
£99



**Stainless Steel Strainer Bowl**  
112.0041.519  
£75

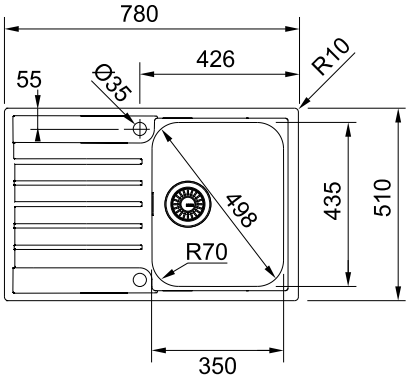

SMART

50 YEARS GUARANTEE

Silk  
AGX 611-78  
Reversible  
101.0607.697  
£226



Dimensions **780x510mm**  
Installation **766x496 cr=10**  
Bowl **350x435x175mm**  
  
Recommended Product  
**Plumbing Kit**  
Siphon 1 £28  
**Suggested WDU**  
Elite Slimline 50-See page 264



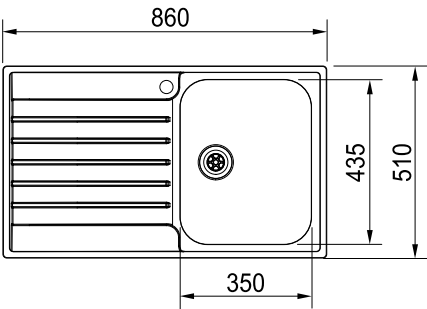
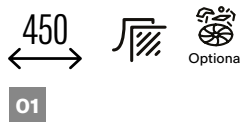
SMART

50 YEARS GUARANTEE

Silk  
AGX 611-86  
Reversible  
101.0531.599  
£245



Dimensions **860x510mm**  
Installation **846x496 cr=10**  
Bowl **350x435x175mm**  
  
Recommended Product  
**Plumbing Kit**  
Siphon 1 £28  
**Suggested WDU**  
Elite Slimline 50-See page 264



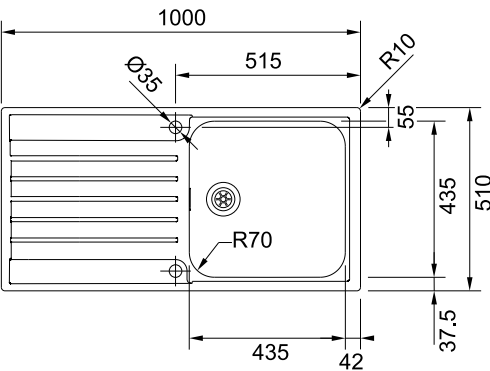
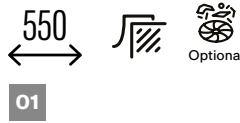
SMART

50 YEARS GUARANTEE

Silk  
AGX 611-100  
Reversible  
101.0531.600  
£335



Dimensions **1000x510mm**  
Installation **984x494 cr=10**  
Bowl **435x435x180mm**  
  
Recommended Product  
**Plumbing Kit**  
Siphon 1 £28  
**Suggested WDU**  
Elite Slimline 50-See page 264



Suggested Accessories



All-In  
Please see page 268 to select  
a combination of accessories.



Stainless Steel Strainer Bowl  
112.0041.519  
£75

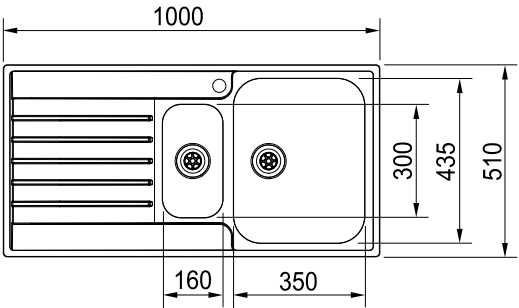
SMART

50 YEARS GUARANTEE

Silk  
AGX 651  
Reversible  
101.0531.651  
£367



Dimensions **1000x510mm**  
Installation **986x496 cr=10**  
Bowl **350x435x175mm/**  
**160x300x120mm**  
  
Recommended Product  
**Plumbing Kit**  
Siphon 2 £40  
**Suggested WDU**  
Elite Slimline 50-See page 264





# Spark

SMART

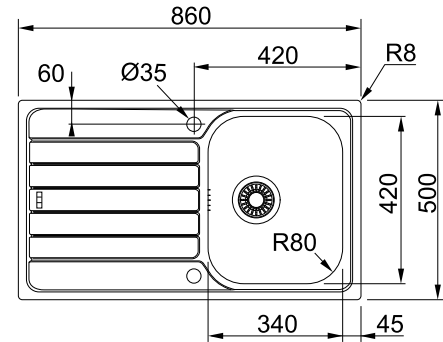
50  
YEARS  
GUARANTEE



Unbrushed  
**SKN 611-86**  
Reversible  
101.0713.206  
**£185**

Dimensions **860x500mm**  
Installation **840x480 cr=10**  
Bowl **340x420x160mm**

Recommended Product  
**Plumbing Kit**  
Siphon 1 £28  
**Suggested WDU**  
Elite Slimline 50 - see page 264



SMART

NEW

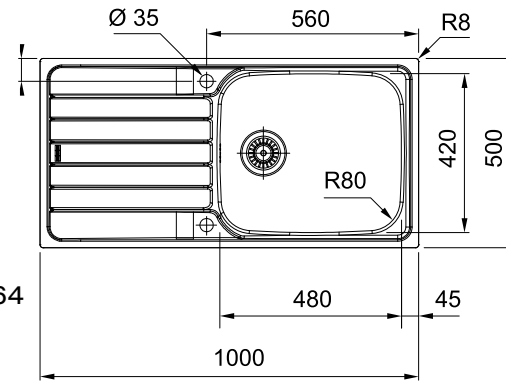
50  
YEARS  
GUARANTEE



Unbrushed  
**SKN 611-100**  
Reversible  
101.0713.207  
**£219**

Dimensions **1000x500mm**  
Installation **980x480 cr=10**  
Bowl **480x420x160mm**

Recommended Product  
**Plumbing Kit**  
Siphon 1 £28  
**Suggested WDU**  
Elite Slimline 50 - see page 264



SMART

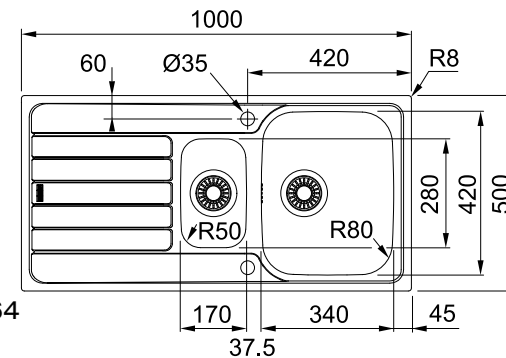
50  
YEARS  
GUARANTEE



Unbrushed  
**SKN 651**  
Reversible  
101.0713.208  
**£247**

Dimensions **1000x500mm**  
Installation **980x480 cr=10**  
Bowl **340x420x155mm/**  
**170x280x80mm**

Recommended Product  
**Plumbing Kit**  
Siphon 2 £40  
**Suggested WDU**  
Elite Slimline 50 - see page 264



# Rotondo

SMART

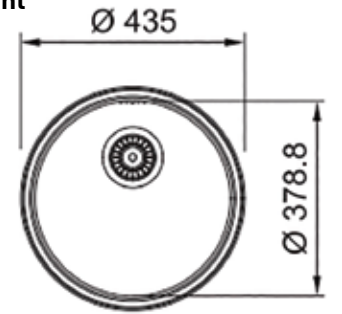
50  
YEARS  
GUARANTEE



Brushed  
**RBX 610**  
101.0693.443  
**£364**

Dimensions **Ø435**  
Installation **Ø415 Inset Ø396 Undermount**  
Bowl **Ø378.8x170mm**

Recommended Product  
**Plumbing Kit**  
Siphon 1 £28  
**Suggested WDU**  
Elite Slimline 50 - see page 264





# Antea

SMART

50 YEARS  
GUARANTEE



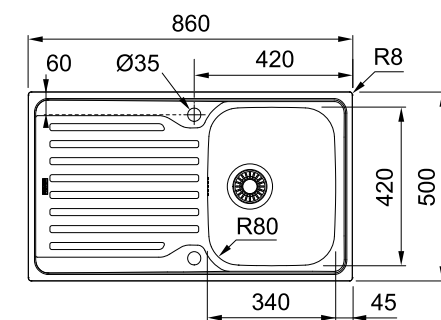

Unbrushed

**AZN 611-86**  
Reversible  
101.0489.523  
**£147**



Dimensions **860x500mm**  
Installation **840x480 cr=10**  
Bowl **340x420x160mm**

Recommended Product  
**Plumbing Kit**  
Siphon 1 £28  
**Suggested WDU**  
Elite Slimline 50 - see page 264



SMART

50 YEARS  
GUARANTEE



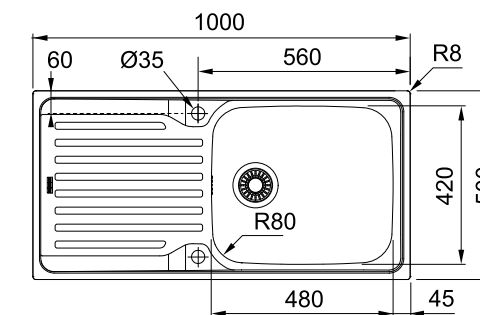
Unbrushed

**AZN 611-100**  
Reversible  
101.0713.537  
**£183**



Dimensions **1000x500mm**  
Installation **980x480 cr=10**  
Bowl **480x420x160mm**

Recommended Product  
**Plumbing Kit**  
Siphon 1 £28  
**Suggested WDU**  
Elite Slimline 50 - see page 264



**UPDATED  
MODEL**

SMART

50 YEARS  
GUARANTEE



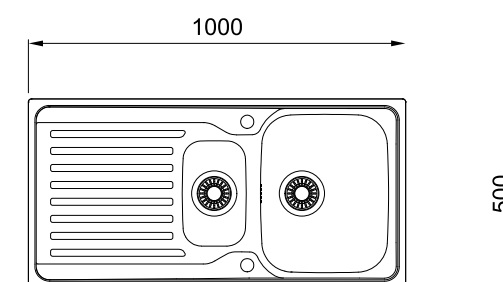
Unbrushed

**AZN 651**  
Reversible  
101.0489.526  
**£192**



Dimensions **1000x500mm**  
Installation **980x480 cr=10**  
Bowl **340x420x155mm/**  
**170x280x80 mm**

Recommended Product  
**Plumbing Kit**  
Siphon 2 £40  
**Suggested WDU**  
Elite Slimline 50 - see page 264







Maris Care	86
Centro	88
Basis	90
Antea	92



# Fragranite Inset Sinks

# Maris Care Fragranite Bowl

Breaking barriers in kitchen accessibility



Introducing the new Maris MRG 610-60 Care bowl – a testament to Franke’s commitment to inclusive design. Engineered with precision and crafted from Franke’s signature Fragranite material, the shallow bowl ensures easy reach and convenience for wheelchair users or anyone that prefers to sit while preparing a meal. In addition its built-in top ledge, designed to facilitate the use of the dedicated accessories, allows a more comfortable and ergonomic food preparation experience for all users – where design meets inclusivity.

**NEW**  
**50**  
**YEARS**  
GUARANTEE

MARIS



**Model**  
MRG 610-60 Care

**Cabinet 700 mm**  
Minumum worktop width **650mm**  
Dimensions **635x559mm**  
Cut-out **615x539mm R:15mm**  
Bowl **596x422x127mm**

**Polar White**  
114.0729.485  
**£650**

**Stone Grey**  
114.0729.486  
**£650**

**Matt Black**  
114.0729.484  
**£650**

**Recommended Product**  
**Plumbing Kit Siphon 1**  
112.0623.761  
**£24**



01 02

Accessories



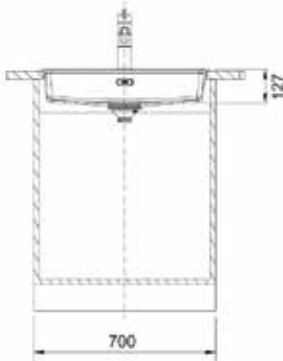
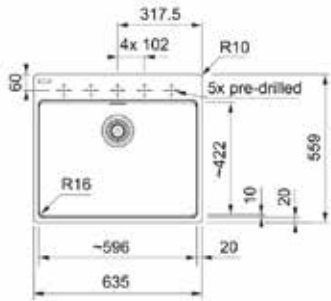
01

**Mobile Drainer (342x430mm)**  
112.0188.651  
**£136**



02

**Rollamat**  
112.0030.882  
**£99**





# Centro



## Suggested Accessories



**All-In**  
Please see page 268 to select  
a combination of accessories.



**Chopping Board**  
112.0595.334  
£72



**Stainless Steel  
Strainer Bowl**  
112.0184.418  
£117



115.0600.095  
Centro Chrome

MARIS

NEW

50  
YEARS  
GUARANTEE



**CNG 611-86**  
Reversible

**Polar White**  
114.0724.107  
£479

**Coffee**  
114.0724.105  
£479

**Oyster**  
114.0738.491  
£479

**Stone Grey**  
114.0724.108  
£479

**Slate Grey**  
114.0736.282  
£479

**Matt Black**  
114.0724.106  
£479

Dimensions **860x500mm**  
Installation **840x480mm cr=10**  
Bowl **392x435x200mm**

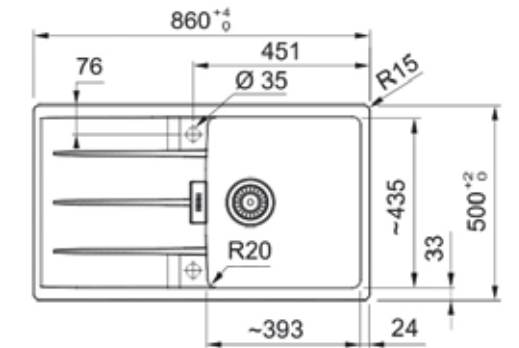
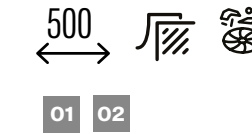
Recommended Product

**Plumbing Kit**

Siphon 1 £28

**Suggested WDU**

Elite Slimline 50-see page 264



MARIS

50  
YEARS  
GUARANTEE



**CNG 611-100**  
Reversible

**Polar White**  
114.0706.623  
£527

**Coffee**  
114.0706.625  
£527

**Oyster**  
114.0717.117  
£527

**Stone Grey**  
114.0706.624  
£527

**Slate Grey**  
114.0717.116  
£527

**Matt Black**  
114.0706.622  
£527

Dimensions **1000x500mm**  
Installation **980x480mm cr=15**  
Bowl **492x435x200mm**

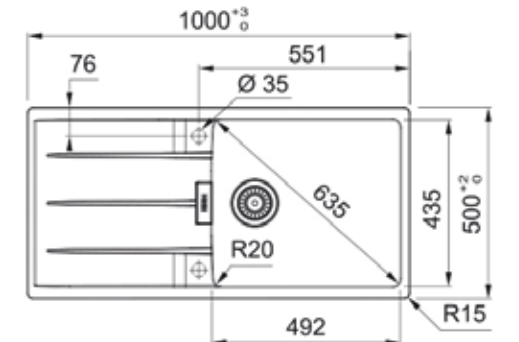
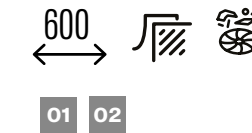
Recommended Product

**Plumbing Kit**

Siphon 1 £28


**Suggested WDU**

Elite Slimline 75-see page 264



MARIS

50  
YEARS  
GUARANTEE



**CNG 651-100**  
Reversible

**Polar White**  
114.0706.627  
£567

**Coffee**  
114.0706.629  
£567

**Oyster**  
114.0717.119  
£567

**Stone Grey**  
114.0706.628  
£567

**Slate Grey**  
114.0717.118  
£567

**Matt Black**  
114.0706.626  
£567

Dimensions **1000x500mm**  
Installation **980x480mm cr=15**  
Bowl **359x435x200mm/  
148x288x120mm**

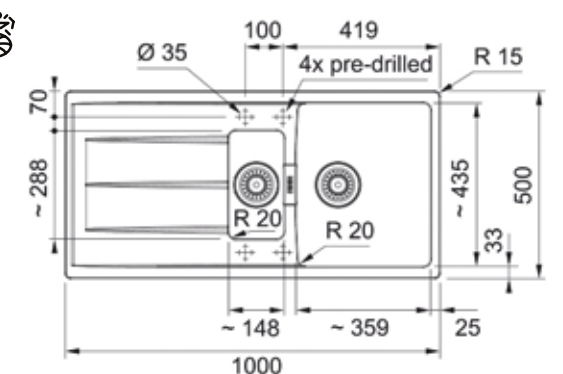
Recommended Product

**Plumbing Kit**

Siphon 2 £40

**Suggested WDU**

Elite Slimline 75-see page 264



# Basis



## Suggested Accessories



All-In  
Please see page 268 to select  
a combination of accessories.



115.0051.172  
Zurich Chrome Tap

MARIS

50  
YEARS  
GUARANTEE

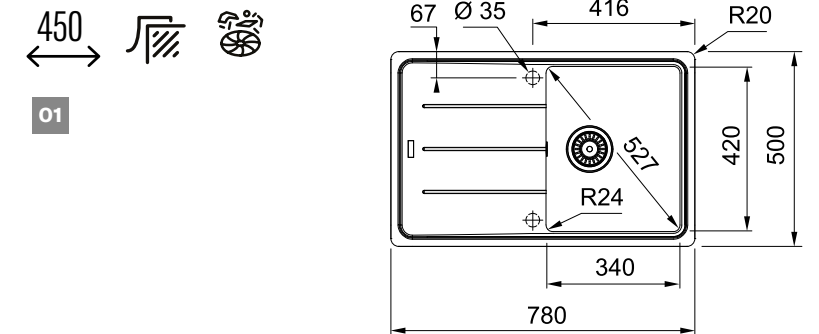


BFG 611-78  
Reversible

	<b>Polar White</b> 114.0253.155 £468		<b>Stone Grey</b> 114.0501.283 £468
	<b>Coffee</b> 114.0253.150 £468		<b>Slate Grey</b> 114.0714.467 £468
	<b>Oyster</b> 114.0633.735 £468		<b>Matt Black</b> 114.0714.470 £468

Dimensions **780x500mm**  
Installation **760x480mm cr=10**  
Bowl **340x420x200mm**

Recommended Product  
**Plumbing Kit**  
Siphon 1 £28  
**Suggested WDU**  
Elite Slimline 50-See page 264



MARIS

50  
YEARS  
GUARANTEE

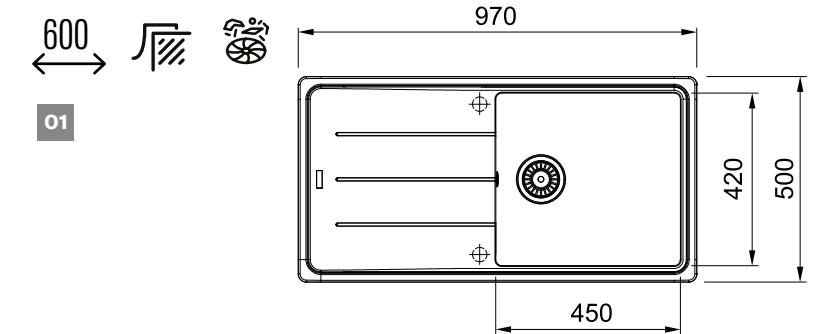


BFG 611-97  
Reversible

	<b>Polar White</b> 114.0284.677 £479		<b>Stone Grey</b> 114.0484.967 £479
	<b>Coffee</b> 114.0284.678 £479		<b>Slate Grey</b> 114.0714.468 £479
	<b>Oyster</b> 114.0633.736 £479		<b>Matt Black</b> 114.0714.471 £479

Dimensions **970x500mm**  
Installation **950x480mm cr=10**  
Bowl **450x420x200mm**

Recommended Product  
**Plumbing Kit**  
Siphon 1 £28  
**Suggested WDU**  
Elite Slimline 75-See page 264



MARIS

50  
YEARS  
GUARANTEE

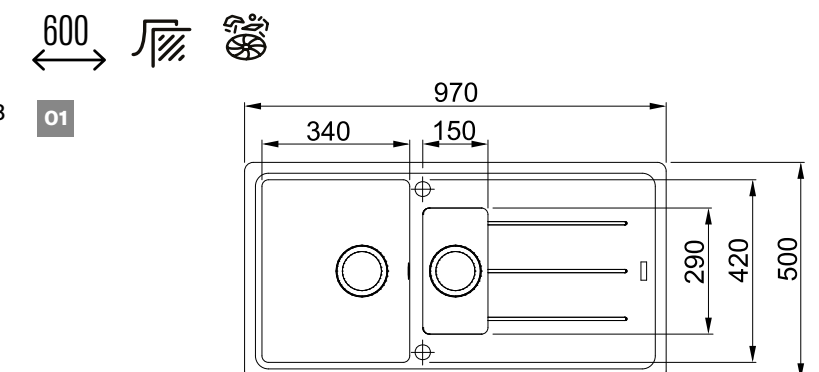


BFG 651  
Reversible

	<b>Polar White</b> 114.0253.259 £511		<b>Stone Grey</b> 114.0484.968 £511
	<b>Coffee</b> 114.0253.257 £511		<b>Slate Grey</b> 114.0714.469 £511
	<b>Oyster</b> 114.0633.737 £511		<b>Matt Black</b> 114.0714.472 £511

Dimensions **970x500mm**  
Installation **950x480mm cr=10**  
Bowl **340x420x200mm/**  
**150x290x100mm**

Recommended Product  
**Plumbing Kit**  
Siphon 2 £40  
**Suggested WDU**  
Elite Slimline 75-See page 264





# Antea



## Suggested Accessories



**All-In**  
Please see page 268 to select  
a combination of accessories.



**115.0635.794**  
Hestia J Spout  
Decor Steel

SMART

**50**  
YEARS  
GUARANTEE

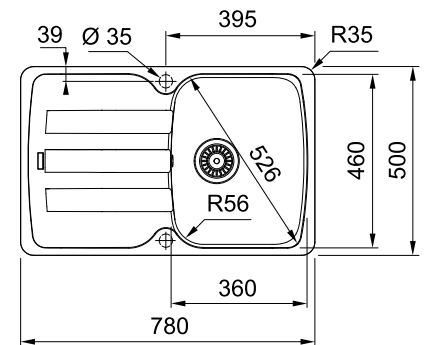
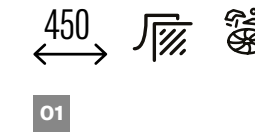


**AZG 611-78**  
Reversible

**Polar White**  
114.0532.312  
**£406**  
**Stone Grey**  
114.0633.738  
**£406**  
**Onyx**  
114.0532.311  
**£406**

Dimensions **780x500mm**  
Installation **760x480mm cr=20**  
Bowl **360x460x210mm**

Recommended Product  
**Plumbing Kit**  
Siphon 1 £28  
**Suggested WDU**  
Elite Slimline 50  
- see page 264



SMART

**50**  
YEARS  
GUARANTEE

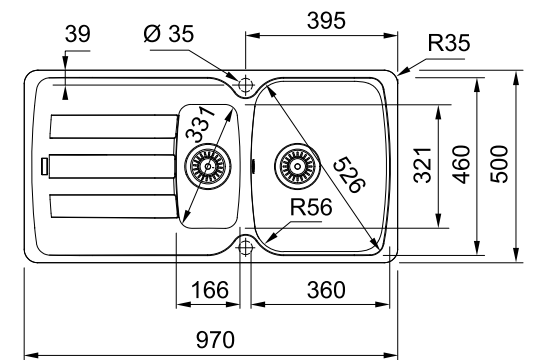
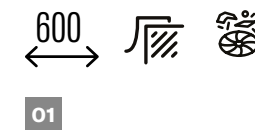


**AZG 651**  
Reversible

**Polar White**  
114.0532.315  
**£473**  
**Stone Grey**  
114.0633.740  
**£473**  
**Onyx**  
114.0532.314  
**£473**

Dimensions **970x500mm**  
Installation **950x480mm cr=20**  
Bowl **360x460x210mm/**  
**166x321x115mm**

Recommended Product  
**Plumbing Kit**  
Siphon 2 £40  
**Suggested WDU**  
Elite Slimline 50  
- see page 264



SMART

**50**  
YEARS  
GUARANTEE

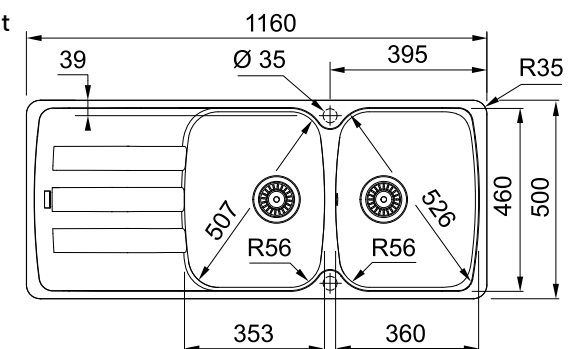
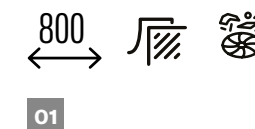


**AZG 621**  
Reversible

**Polar White**  
114.0532.317  
**£541**  
**Stone Grey**  
114.0633.742  
**£541**  
**Onyx**  
114.0532.318  
**£541**


Dimensions **1160x500mm**  
Installation **1140x480mm cr=20**  
Bowl **360x460x210mm/**  
**353x460x210mm**

Recommended Product  
**Plumbing Kit**  
Siphon 2 £40  
**Suggested WDU**  
Elite Slimline 50  
- see page 264





Galassia 96  
Belfast 98



Ceramic sink measurements may vary +/-1% due to the firing process. We recommend that the sink should be used as a template in all cases.

Extended flange required if installing a waste disposal unit\*- see page 300

# Ceramic Inset Sinks



# Galassia



115.0051.172  
Zurich in Chrome

MARIS

50  
YEARS  
GUARANTEE

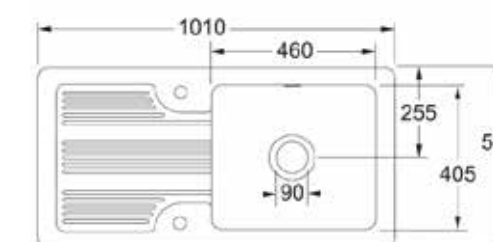
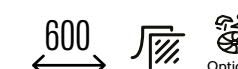


Glossy White

**GAK 611**  
Reversible  
124.0305.163  
£450

Dimensions **1010x510mm**  
Installation **970x480mm cr=10**  
Bowl **460x405x200mm**

Recommended Product  
**Plumbing Kit**  
Siphon 1 £28  
**Suggested WDU**  
Elite Slimline 50-See page 264



MARIS

50  
YEARS  
GUARANTEE

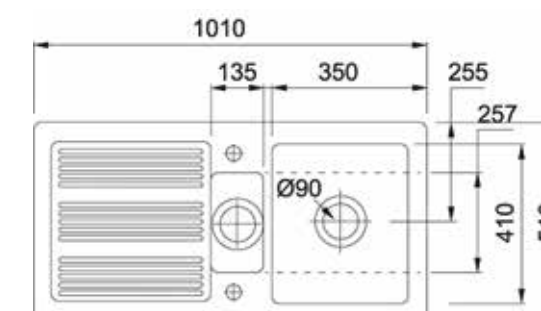



Glossy White

**GAK 651**  
Reversible  
124.0533.654  
£499

Dimensions **1010x510mm**  
Installation **975x495mm cr=10**  
Bowl **350x410x240mm**

Recommended Product  
**Plumbing Kit**  
Siphon 2 £40  
**Suggested WDU**  
Elite Slimline 50-See page 264



# Belfast



115.0712.036  
Gloriana Classic Twin Lever  
in Decor Steel

Optional PVD Coloured  
waste kits for **BFK 720 36-36**  
and **BFK 710-53**

**Waste Kit Parts**



<b>Anthracite</b> 112.0639.054 £99	<b>Gold</b> 112.0639.055 £99	<b>Copper</b> 112.0639.056 £99
--	------------------------------------	--------------------------------------

**NB:** The extended flange for a WDU usage is  
not available in PVD colours

Optional PVD Coloured  
Overflow plates for  
**BFK 720 36-36**

**Overflow Plate**



<b>Anthracite</b> 133.0722.565 £12	<b>Gold</b> 133.0722.548 £12	<b>Copper</b> 133.0722.549 £12
--	------------------------------------	--------------------------------------

MYTHOS

50  
YEARS  
GUARANTEE



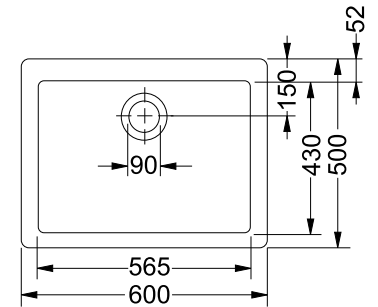
Gloss White

**VBK 710**  
130.0381.800  
£520

\* An extended flange may be required

Dimensions **600x500mm**  
Installation **N/A**  
Bowl **565x430x180mm**  
Ext. bowl depth: **200mm**

Recommended Product  
**Plumbing Kit**  
Siphon 1 £28  
**Suggested WDU\***  
Elite Slimline 125-See page 264



600  
Optional

Ceramic tolerances can vary up to +/- 5 mm on  
this model (+/- 1%).

MARIS

NEW

50  
YEARS  
GUARANTEE

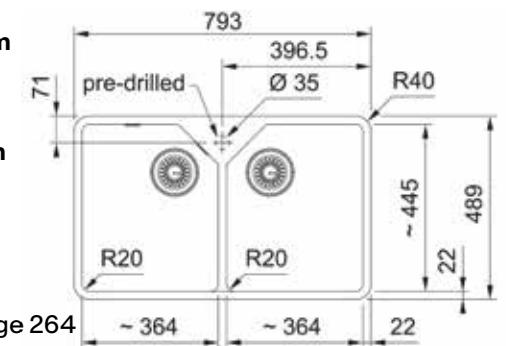


Glossy White

**BFK 720-36-36**  
130.0729.667  
£612

Dimensions **793x489mm**  
Installation **N/A**  
Bowl **364x445x190mm/**  
**364x445x195mm**  
Ext. bowl depth: **220mm**

Recommended Product  
**Plumbing Kit**  
Siphon 2 £40  
**Suggested WDU\***  
Elite Slimline 125-See page 264



800  
Optional

Ceramic tolerances can vary up to +/- 5 mm on  
this model (+/- 1%).

MARIS

NEW

50  
YEARS  
GUARANTEE

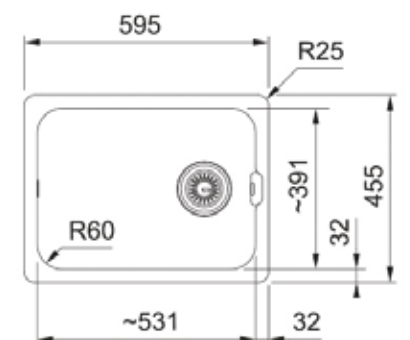


Glossy White

**BFK 710-53**  
130.0729.668  
£366

Dimensions **595x455mm**  
Installation **Utilise template**  
Bowl **531x391x220mm**  
Ext. bowl depth: **245mm**

Recommended Product  
**Plumbing Kit**  
Siphon 1 £28  
**Not compatible with a WDU**



600

Ceramic tolerances can vary up to +/- 5 mm on  
this model (+/- 1%).



# Taps Overview

MYTHOS

MARIS

SMART

## Taps Water Hub



Mythos Water Hub  
p. 109



Maris Water Hub  
Mechanic  
p. 112



Maris Water Hub  
Electronic  
p. 113

## Taps Filtered Water



Vital  
p. 119



FilterFlowDoric  
p. 121



Tasso  
p. 121

## Taps Heritage Collection



Perla Pull Out  
Rinse  
p. 125



Gloriana  
p. 126



Gloriana Classic  
3 Part Set  
p. 127



Gloriana Classic  
Bridge  
p. 127



Gloriana Classic  
Twin Lever  
p. 127



Gloriana Classic  
Single Lever  
p. 127



Cotswold  
p. 129

## Tap Collection



Mythos Masterpiece  
p. 133



Icon  
p. 135



Mythos  
p. 136



Atlas Neo Sensor  
p. 139



Krios Range  
p. 139



Atlas Neo  
p. 140



Eos Neo  
p. 141



Active Semi-Pro  
p. 143



Active J Spout  
Range  
p. 143



Active L Spout  
Range  
p. 143



Tessuto  
p. 144



Centro  
p. 144



Fuji  
p. 145



Zelus  
p. 145



Eiger  
p. 145



Valais  
p. 146



Davos  
p. 146



Orbit  
p. 146



Hestia  
p. 147



Rotaflow  
p. 147



Athena  
p. 147



Zurich  
p. 147

## Soap Dispenser



Atlas Neo  
p. 140



Augusta Soap  
Dispenser  
p. 125



Active  
p. 144

# Multi

# functional



Mythos Water Hub 104  
Maris Water Hub 110




# Taps



# Mythos Water Hub

We've gone all-in-one  
WATER YOUR WAY



## Enjoy all your favourite water experiences in one tap

Sorry, you may need to find new uses for your old ice trays, soda carbonator and kettle thanks to the new Mythos Water Hub, an innovative all-in-one home water solution that allows you to easily choose and instantly access your preferred choice of water including instant boiling, ambient, chilled, and sparkling.



## For all tastes

With a 6-in-1 design approach, you and your guests have a choice of hot or cold water and four special filtered water functions: instant boiling, chilled, ambient, and sparkling. Water your way is now at a touch of the tap.

## Simplicity under the sink

With its multifunctional system and one box compact solution featuring electronic LED indication for intuitive and easy handling, the new Mythos Water Hub can be easily installed underneath the sink, saving space within the kitchen.



## Stay connected

A dedicated App enables users to set water parameters of different functions, ensuring a personalized water experience and a more harmonious everyday lifestyle. They can set the boiling water temperature, the carbonation level or the quantity of water dispensed in the continuous flow functions. For extra safety, a Child Lock function can be activated to prevent easy access to the special functions on the tap. In addition, the users can check the system status and order required device consumables.

## Healthier home, healthier planet

Due to having filtered and sparkling water readily available, you can reduce the need for plastic bottles in your home by up to 99%. A small switch for a greener future.





Turn the left knob for instant boiling, ambient, chilled, and sparkling water.



Turn the right lever for regular cold and hot water.



## Consumables

### Pro M Connect Filter

It prevents limescale formation in the boiler, removes contaminants and stabilises good minerals in the water. The integrated RFID technology\* ensures that the Franke device shares a notification when the filter needs to be changed.

**Replacement cartridge**  
150.0717.797

### Clear Water Connect Filter

An optional replacement filter with integrated RFID technology\* for homes with an existing main water filtering system or where the main water supply is particularly low in limescale.

**Replacement cartridge**  
150.0722.734

### CO2 Cylinder

Made in steel and pressurised for safe transportation without loss of gas, and featuring easy turn fixation and release system allowing simple access.

### Clear Water Connect Filter

After using the system for some time, depending on the main water quality, the device as well as the app will suggest a system clean using a specific chemical tablet.

112.0699.241

To order please call **01782 599 258** or visit **central-servicesuk.co.uk**

## A touch of style

The Mythos Water Hub tap is available in Stainless Steel, Matt Black and in a range of stylish metallic finishes - Gold, Copper, and Anthracite. It features an advanced electronic control system with LED lighting, seamlessly combining striking aesthetics with exceptional ease.

### Stand-by

Available to activate with a touch.



### Boiling

Instant filtered boiling water is ideal for preparing hot drinks, such as tea and coffee, and cooking food, saving time and energy.

### Ambient

Instant ambient filtered water ensures each glass is pure, safe and delicious.



### Sparkling

Instant filtered sparkling water, for better digestion and healthy alternative to sugar drinks.

### Chilled

Instant filtered chilled water frees up fridge and freezer space while shortening the time to prepare refreshments.



### Sparkling medium

Instant filtered sparkling water with lighter carbonation for more delicate palates.

Simply push the electronic control to activate, then turn and select the desired water function, following the colours shown and push and hold to start the water flow. Once you have the amount of water you need, just release the control. Alternatively, after selecting the desired water function, push the control two times for a continuous water flow of 1L for boiling and 0,5L for the other functions, or three times for 2L for boiling and 1L for the other functions. These water flow volumes can be customized at any time via the dedicated Franke App. The water flow will stop automatically according to the selected water function.



Scan to discover more about Mythos Water Hub



# Mythos Electronic

Choose your finish, choose your water



Available Summer 2025

## Our Water Hub taps just got more exciting!

The Mythos Water Hub, now comes in four NEW additional, contemporary finishes\* to complement and enhance your kitchen. Why not match one of our stunning new finishes with a Mythos Masterpiece sink to really add striking features and functions to your kitchen?

MYTHOS



NEW

**Matt Black**  
160.0731.740  
£3499

**Copper**  
160.0731.757  
£3499

**Gold**  
160.0731.754  
£3499

**Anthracite**  
160.0731.760  
£3499

\* The four NEW Mythos colours are only available in the 6-in-1 version tap.



**Mythos 6-in-1 tap**  
Stainless Steel  
160.0709.049  
£3311

Regular cold and warm water  
Filtered Water  
Chilled Water  
Sparkling Water  
Boiling Water

Height: 440 mm  
Width: 200 mm  
Depth: 495 mm

Boiler volume: 4L  
Heating-up time: 15 minutes\*

Chiller-Sparkling volume: 2.8L  
Chiller volume: 2.2L  
Cool down time chiller: 8 minutes  
(from 20°C to 10°C)\*

Power: 1725W  
Connectivity: Yes

\*These values are averages

**Mythos 5-in-1 tap**  
Stainless Steel  
160.0709.102  
£2681

Regular cold and warm water  
Filtered Water  
Chilled Water  
Sparkling Water

Height: 440 mm  
Width: 200 mm  
Depth: 495 mm

Chiller-Sparkling volume: 2.8L  
Chiller volume: 2.2L  
Cool down time chiller: 8 minutes  
(from 20°C to 10°C)\*

Power: 230W  
Connectivity: Yes

\*These values are averages



# Maris Water Hub

Instant boiling water is now on tap  
WATER YOUR WAY



## The pleasure of instant boiling water

Why waste time and energy boiling the kettle when you can access boiling water whenever you like? Franke is proud to present the new Maris Water Hub, a compact 3-in-1 home water device that instantly serves boiling water at the touch of a tap so you can focus on what matters at home.



Scan to discover  
more about Maris  
Water Hub



## Enjoy more kitchen space

Featuring tap, boiler, filter and filter head with a compact design that's easy to install underneath the sink granting you more room above.

## Bye-bye energy waste

Thanks to innovative design and an A energy rating, the Maris Water Hub boils water in a more efficient way compared to a traditional kettle which involves significant energy usage and potential waste.



PRO M  
FILTER  
SAFE AND  
EASY TO  
CHANGE.



## The choice is yours

Choose from a mechanical tap with a 4L boiler or an electronic tap with a 4L or 7L boiler. Both versions available with a 1700L filter for maximum convenience.

## The look you prefer

Available in Chrome, Matt Black, Decor Steel, Gold, Copper, and Anthracite finishes, to match any Franke product and create a seamless kitchen aesthetic.



## Optional Accessories

### 4-in-1 Filtration Kit

112.0712.978

£274

Convert your Maris Water Hub into a 4-in-1 home water device featuring an additional stream of filtered water made possible by a hydraulic box that neatly fits underneath the sink.



### Mixing Valve

112.0728.340

£166

If you do not have mains hot water, for example if you have a gravity-fed system, you can use the optional Mixing Valve to blend the boiling water from the boiler with your mains cold feed, in order to provide up to 55°C warm water. In other cases, if a mains hot water supply is present but takes a long time to reach the kitchen tap, this valve act as a bypass integrating the mains water with the boiler to offer hot water instantly to the tap.



# Maris Mechanical



MARIS



## Mechanical tap

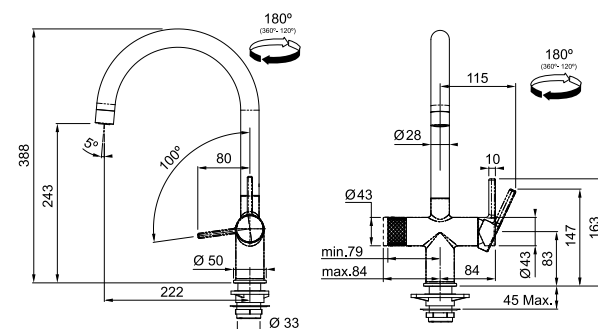
Single lever mixer tap with fixed spout  
Mechanical operation  
Child safe pull-and-turn control  
Tube-in-tube construction  
Spout rotation 180°  
Spout reach 222mm  
0/90° lever movement for installation close to the wall  
Eco-Cartridge with water and energy saving features  
Max. worksurface height 45mm

## 4L Tank

Capacity 4 litres  
Energy Class A  
Power 1650W  
Heat-up time (100°C) 15 mins  
Re-heat up time (100°C) 8mins  
Standby mode max. 14W  
Dimensions ø229x340mm  
Includes: Pro M Filter



**Pro M Connect Filter Replacement**  
120.0305.558  
£80



Chrome	160.0702.509	£1180
Decor Steel	160.0711.525	£1251
Matt Black	160.0705.400	£1303

Available Summer 2025

# Maris Electronic

The Maris Water Hub is now available in three new, modern finishes designed to complement and enrich your kitchen\*.

\* New Maris colours are only available in the 4 litre tank version

MARIS



NEW

**Copper**  
160.0737.248  
£1573

**Gold**  
160.0737.247  
£1573

**Anthracite**  
160.0737.249  
£1573



## Electronic tap

Single lever mixer tap with fixed spout  
Electronic operation  
Child safe push-and-turn control  
Tube-in-tube construction  
Spout rotation 180°  
Spout reach 222mm  
0/90° lever movement for installation close to the wall  
Eco-Cartridge with water and energy saving features  
Max. worksurface height 45mm

## 4L Tank

Capacity 4 litres  
Energy Class A  
Power 1650W  
Heat-up time (100°C) 15 mins  
Re-heat up time (100°C) 8mins  
Standby mode max. 14W  
Dimensions ø229x340mm  
Includes: Pro M Filter

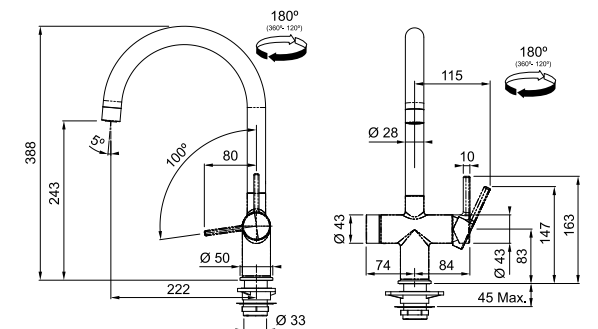
+



## 7L Tank

Capacity 7 litres  
Energy Class A  
Power 1650W  
Heat-up time (100°C) 24 mins  
Re-heat up time (100°C) 16mins  
Standby mode max. 14W  
Dimensions ø229x494mm  
Includes: Pro M Filter

OR



Chrome	160.0702.542 (4L tank)	£1294	160.0713.602 (7L tank)	£1520
Decor Steel	160.0709.047 (4L tank)	£1500	160.0713.607 (7L tank)	£1708
Matt Black	160.0702.544 (4L tank)	£1573	160.0713.605 (7L tank)	£1780



Vital Capsule 116  
Doric 120  
Tasso 120



# Water

# Filtered



# Vital Capsule System

Small filter, bigger benefit.



For more information on the Vital Capsule System scan here.



Just what makes the Vital system such a big deal?

**It's the small but mighty capsule filter.**

This unique design is not only the smallest in the world, but also the first to combine activated carbon with a high-tech membrane capable of filtering and purifying water. Adapting to your usage needs and lifestyle, it's available in two variants - **High Flow** and **High Performance**.

- Enjoy pure, great tasting water directly from the tap
- Compact over sink design doesn't take up valuable cupboard space
- Removes contaminants while retaining vital minerals
- LED light indicates when the filter needs to be replaced
- Filter is quick and simple to replace

## Save money and reduce plastic waste

Helping to lessen your environmental impact, the Vital system can help to reduce plastic bottle waste by 99%<sup>1</sup> and save families up to £400 per year<sup>2</sup>.

## Filter value parameters

**Scope:** 3.5L / min at 3 bar

**Temperature range:** 1 - 38°C (34 - 100°F)

**Pressure range:** 1.0 - 6.8 bar (14.5 - 100 psi)

**Capacity:** Up to 500L (132 gal), depending on water quality and pressure

<sup>1</sup> Calculation basis: weight of the Vital filter capsule = 33.5g, average weight of a 1 litre PET bottle = 35.0g, 1 Vital filter capsule replaces 500 PET bottles, then 33.5g divided by 500 x 35, 0 g = 0.2% <sup>2</sup> Base of calculation: an average family of 4 consumes about 3,000 liters of water per year at the average price of £0.20 per liter of mineral water; This results in a cost of £600 per year compared to £200 for six Vital filter capsules (recommended usage period 1 year).

# Vital Capsule System



MYTHOS

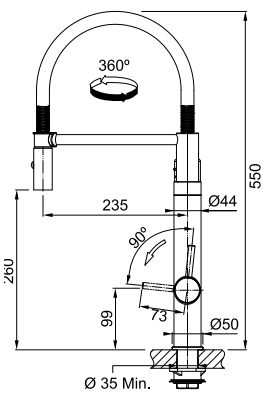
2 YEARS PARTS GUARANTEE



## Vital 3-in-1 Filter Tap Semi-Pro

Tap Height 550mm  
Spout Reach 235mm  
Base Diameter 50mm  
Tap cut-out Diameter 35mm  
Pull-Out Spray Yes  
Suitable for low pressure No  
Perlator Yes

Chrome/Gunmetal  
120.0621.230  
£1063  
Decor Steel PVD/  
Matt Black  
120.0621.313  
£1204



MYTHOS

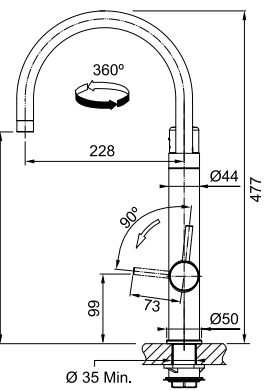
2 YEARS PARTS GUARANTEE



## Vital 3-in-1 Filter Tap J-Spout Swivel

Tap Height 477mm  
Spout Reach 228mm  
Base Diameter 50mm  
Tap cut-out Diameter 35mm  
Suitable for low pressure No  
Perlator Yes

Chrome/Gunmetal  
120.0621.229  
£709  
Decor Steel PVD/  
Matt Black  
120.0621.312  
£849



MYTHOS

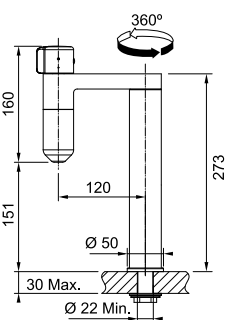
2 YEARS PARTS GUARANTEE



## Vital Single Dispense

Tap Height 311mm  
Spout Reach 120mm  
Base Diameter 50mm  
Tap cut-out Diameter 22 or 35mm  
Suitable for low pressure No  
Perlator Yes

Chrome/Gunmetal  
120.0621.228  
£496  
Decor Steel PVD/  
Matt Black  
120.0621.311  
£637





# FilterFlow Taps



The stylish and superbly engineered FilterFlow range is the blueprint for multi-tasking kitchen taps. Having filtered water at your fingertips means no more cumbersome, expensive bottled water, and naturally, there is the peace of mind of knowing your family's drinking water is clean, refreshing and free of impurities. Franke FilterFlow taps remove a wide range of impurities, including chlorine, organic matter, chemical and pharmaceutical traces, metallics and sediment.

MARIS



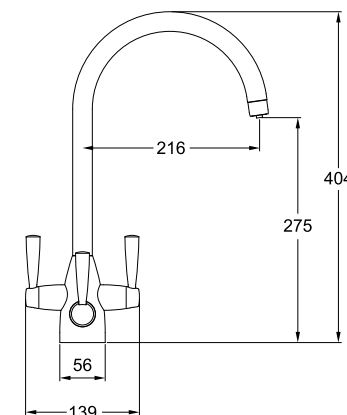
1  
YEAR  
FINISH  
GUARANTEE

5  
YEARS  
PARTS  
GUARANTEE



**Doric**  
Tap Height 404mm  
Spout Reach 216mm  
Base Diameter 56mm  
Tap cut-out Diameter 35mm  
Suitable for low pressure No  
Perlator Yes  
360° rotation Yes

Chrome  
120.0615.357  
£550



MARIS



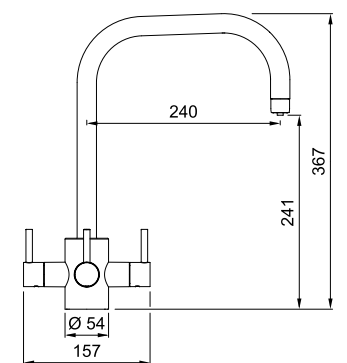
1  
YEAR  
FINISH  
GUARANTEE

5  
YEARS  
PARTS  
GUARANTEE



**Tasso**  
Tap Height 367mm  
Spout Reach 240mm  
Base Diameter 54mm  
Tap cut-out Diameter 35mm  
Suitable for low pressure No  
Perlator Yes  
360° rotation Yes

Chrome  
120.0615.447  
£550



FilterFlow filter cartridges provide a unique and highly effective two-stage filtration process. The cartridges feature an outer ceramic shell and an inner carbon core. The fine ceramic has the ability to trap even the most microscopic of impurities, down to sub-micron level. The activated carbon core is manufactured from solid carbon rod, and eliminates contaminants such as chlorine and heavy metals, as well as unpleasant odours.



On average, a Franke FilterFlow tap will deliver around 2,500 litres of filtered water before its filter cartridge will need changing. And that couldn't be simpler. It's a 1-2-3 operation and as easy as changing a lightbulb.

# Heritage Collection



Gloriana	126
Gloriana Classic 3 Part Set	127
Gloriana Classic Bridge Lever	127
Gloriana Classic Twin Lever	127
Gloriana Classic Side Lever	127
Cotswold	129





# Heritage Collection

Putting the class into classic design



From the rural styling of the Cotswold, to the elegant Edwardian look of the Gloriana Classic 'The Heritage Collection' embodies the pinnacle of craftsmanship; brought up to date by the latest manufacturing technologies.



Bridging the gap between timeless style and superb functionality, The Heritage Collection is the ideal fit for your kitchen, home and style, offering a choice of designs and configurations, plus accompanying accessories.

Available in a choice of warm or cool metallic finishes, these taps can work with either natural wood or painted cabinetry.



## Perla Pull Out Rinse

Delivering a concentrated jet of water, the Perla Pull Out Rinse is perfect for rinsing plates and cleaning larger pots and pans. Fits next to your sink and tap, simply pull it out and push the button.

Chrome 112.0712.051 £217	Decor Steel 112.0712.052 £240
Polished Nickel 112.0712.053 £240	Brass 112.0712.054 £267



## Augusta Soap Dispenser

A handy addition to any sink, the Augusta Soap Dispenser is simple to use and easy to refill.

Chrome 112.0713.264 £124	Decor Steel 112.0713.266 £149
Polished Nickel 112.0713.267 £149	Brass 112.0713.265 £168



# Gloriana Classic Range

A timeless tap that suits both modern and traditional décor.



Available in a choice of warm or cool metallic finishes, these taps can work with any style of kitchen cabinet.

MARIS

1  
YEAR  
FINISH  
GUARANTEE

5  
YEARS  
PARTS  
GUARANTEE

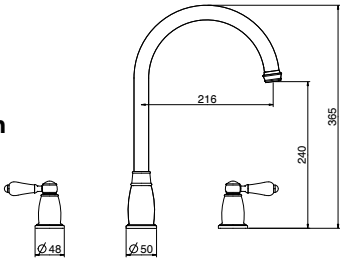


**Gloriana Classic 3 Part Set**  
Tap Height 365mm  
Spout Reach 216mm  
Base Diameter 50mm  
Tap cut-out Diameter 48mm on handles min 30mm  
Suitable for Low Pressure No  
Pull-Out Spray No  
Perlator Yes

Decor Steel  
115.0712.042  
£522

Polished Nickel  
115.0712.043  
£522

Brass  
115.0712.044  
£576



MARIS

1  
YEAR  
FINISH  
GUARANTEE

5  
YEARS  
PARTS  
GUARANTEE

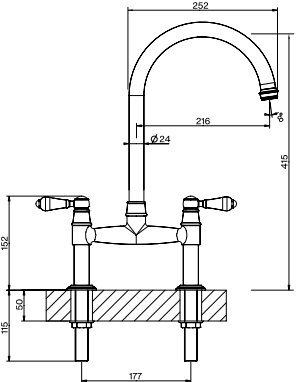


**Gloriana Classic Bridge Lever**  
Tap Height 415mm  
Spout Reach 216mm  
Base Diameter 48mm  
Tap cut-out Diameter 25mm x 2  
Suitable for Low Pressure Yes  
Pull-Out Spray No  
Perlator Yes

Decor Steel  
115.0712.045  
£496

Polished Nickel  
115.0712.046  
£496

Brass  
115.0712.047  
£572



MARIS

1  
YEAR  
FINISH  
GUARANTEE

5  
YEARS  
PARTS  
GUARANTEE

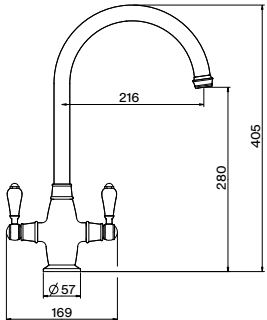


**Gloriana Classic Twin Lever**  
Tap Height 405mm  
Spout Reach 216mm  
Base Diameter 57mm  
Tap cut-out Diameter 35mm  
Suitable for Low Pressure Yes  
Pull-Out Spray No  
Perlator Yes

Decor Steel  
115.0712.036  
£402

Polished Nickel  
115.0712.037  
£402

Brass  
115.0712.038  
£496



MARIS

1  
YEAR  
FINISH  
GUARANTEE

5  
YEARS  
PARTS  
GUARANTEE



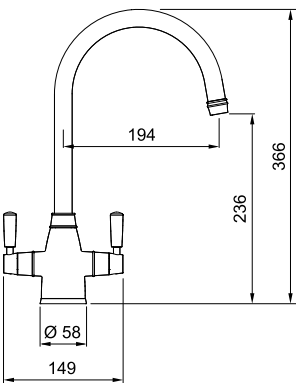
**Gloriana**  
Tap Height 366mm  
Spout Reach 194mm  
Base Diameter 58mm  
Tap cut-out Diameter 35mm  
Suitable for Low Pressure Yes  
Pull-Out Spray No  
Perlator Yes

Chrome  
115.0637.111  
£336

Brass  
115.0711.945  
£402

Decor Steel  
115.0637.112  
£377

Polished Nickel  
115.0711.944  
£402



MARIS

1  
YEAR  
FINISH  
GUARANTEE

5  
YEARS  
PARTS  
GUARANTEE

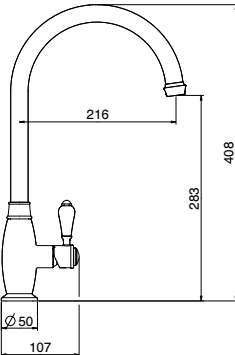


**Gloriana Classic Side Lever**  
Tap Height 408mm  
Spout Reach 216mm  
Base Diameter 55mm  
Tap cut-out Diameter 35mm  
Suitable for Low Pressure No  
Pull-Out Spray No  
Perlator Yes

Decor Steel  
115.0712.039  
£402

Polished Nickel  
115.0712.040  
£402

Brass  
115.0712.041  
£496







MARIS

**1**  
YEAR  
FINISH  
GUARANTEE


**5**  
YEARS  
PARTS  
GUARANTEE

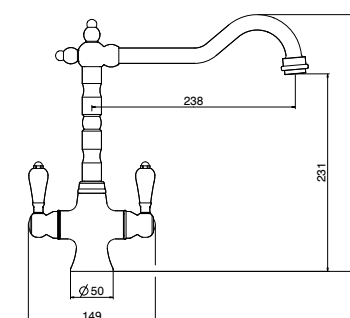
⚡



**Cotswold**  
Tap Height 300mm  
Spout Reach 238mm  
Base Diameter 50mm  
Tap cut-out Diameter 35mm  
Suitable for Low Pressure Yes  
Perlator No

 **Polished Nickel**  
115.0711.939  
£450

 **Brass**  
115.0689.617  
£458



# Taps



- 132 Mythos Masterpiece
- 135 Icon
- 136 Mythos
- 137 Krios
- 138 Atlas Neo Sensor
- 140 Atlas Neo
- 140 Atlas Neo Soap Dispenser
- 141 Eos Neo
- 142 Active
- 144 Active Soap Dispenser
- 144 Tessuto
- 144 Centro
- 145 Fuji
- 145 Fuji Pull-Out
- 145 Zelus
- 145 Eiger
- 146 Valais
- 146 Orbit
- 146 Davos
- 146 Davos J
- 147 Hestia
- 147 Rotaflow
- 147 Athena
- 147 Zurich





# Mythos Masterpiece



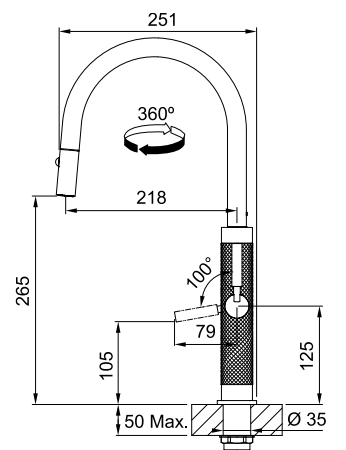
As part of our Mythos Masterpiece range, these taps boast superb functionality and chic industrial styling thanks to the knurled metal detail on the body. Match your chosen tap with one of our popular Mythos Masterpiece sinks, all are manufactured from hardwearing, hygienic Stainless Steel.

MYTHOS  
5 YEARS  
FINISH  
GUARANTEE  
5 YEARS  
PARTS  
GUARANTEE



**Mythos Masterpiece Pull-Down Spray**  
Tap Height 466mm  
Spout Reach 218mm  
Base Diameter 50mm  
Suitable for Low Pressure No  
Tap cut-out Diameter 35mm  
Pull-Out Nozzle No  
Pull-Down Spray Yes  
Perlator Yes  
360° Rotation Yes

 **Solid Stainless Steel**  
115.0711.554  
£940  
 **Gold**  
115.0711.558  
£1230  
 **Copper**  
115.0711.557  
£1230  
 **Anthracite**  
115.0711.555  
£1230



See page 31 for matching sinks





reddot winner 2021



# Icon



Two spray settings both at a push of a button

MYTHOS

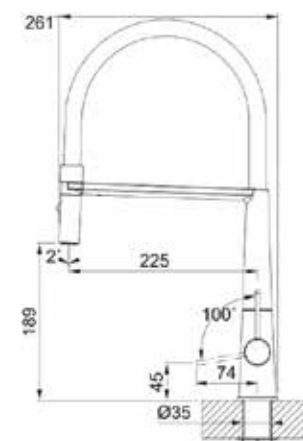
1  
YEAR  
FINISH  
GUARANTEE

5  
YEARS  
PARTS  
GUARANTEE



**Icon Semi-Pro**   
Tap Height 456mm  
Spout Reach 225mm  
Base Diameter 48mm  
Suitable for Low Pressure No  
Tap cut-out Diameter 35mm  
Pull-Out Nozzle No  
Pull-Out Spray Yes  
Perlator Yes

 **Matt Black**  
115.0690.598  
£1012





MYTHOS

1  
YEAR  
FINISH  
GUARANTEE

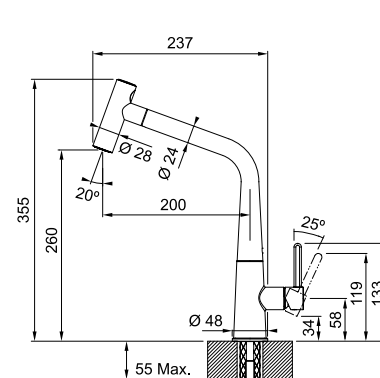
5  
YEARS  
PARTS  
GUARANTEE



**Icon Pull-Out Double Jet Shower**   
Tap Height 355mm  
Spout Reach 237mm  
Base Diameter 48mm  
Suitable for Low Pressure No  
Tap cut-out Diameter 35mm  
Pull-Out Nozzle No  
Pull-Out Spray Yes  
Perlator Yes

 **Chrome**  
115.0625.188  
£637

 **Matt Black**  
115.0625.190  
£662




MYTHOS

1  
YEAR  
FINISH  
GUARANTEE

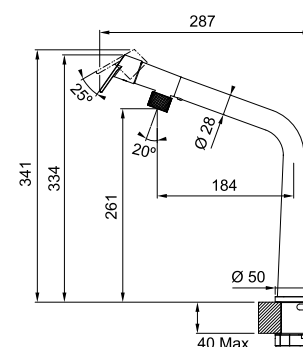
5  
YEARS  
PARTS  
GUARANTEE



**Icon Swivel Spout**  
Tap Height 341mm  
Spout Reach 287mm  
Base Diameter 50mm  
Suitable for Low Pressure No  
Tap cut-out Diameter 35mm  
Pull-Out Nozzle No  
Pull-Out Spray Yes  
Perlator Yes

 **Chrome**  
115.0625.185  
£574

 **Matt Black**  
115.0625.187  
£600





# Mythos Range





MARIS

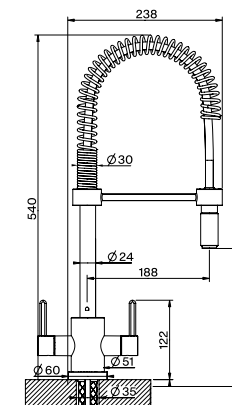
1 YEAR  
FINISH  
GUARANTEE

5 YEARS  
PARTS  
GUARANTEE



**Krios Spring**   
Tap Height 540mm  
Spout Reach 188mm  
Base Diameter 60mm  
Tap cut-out Diameter 35mm  
Suitable for Low Pressure Yes  
Pull-Out Nozzle Yes  
Perlator Yes

 **Chrome**  
115.0689.616  
£583





MARIS

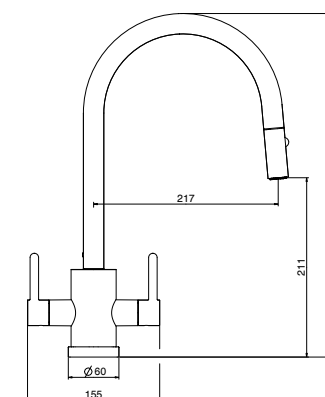
1 YEAR  
FINISH  
GUARANTEE

5 YEARS  
PARTS  
GUARANTEE



**Krios J Pull-Out Spray**   
Tap Height 404mm  
Spout Reach 217mm  
Base Diameter 60mm  
Tap cut-out Diameter 35mm  
Suitable for Low Pressure No  
Perlator Yes  
360° Rotation Yes

 **Chrome**  
115.0711.515  
£496





MYTHOS

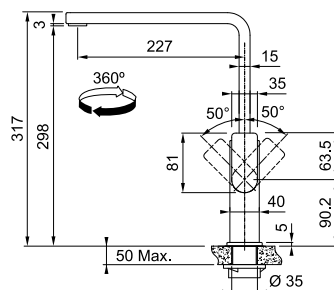
5 YEARS  
FINISH  
GUARANTEE

5 YEARS  
PARTS  
GUARANTEE



**Mythos**  
Tap Height 317mm  
Spout Reach 227mm  
Base Diameter 40mm  
Suitable for Low Pressure No  
Tap cut-out Diameter 35mm  
Pull-Out Nozzle No  
Pull-Out Spray No  
Perlator Yes

 **Stainless Steel**  
115.0689.095  
£564  
 **Industrial Black**  
115.0689.096  
£732





MYTHOS

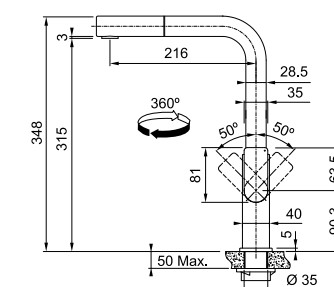
5 YEARS  
FINISH  
GUARANTEE

5 YEARS  
PARTS  
GUARANTEE



**Mythos Pull Out Nozzle**   
Tap Height 348mm  
Spout Reach 216mm  
Base Diameter 40mm  
Suitable for Low Pressure No  
Tap cut-out Diameter 35mm  
Pull-Out Nozzle No  
Pull-Out Spray Yes  
Perlator Yes

 **Stainless Steel**  
115.0689.097  
£732  
 **Industrial Black**  
115.0689.098  
£953







MARIS

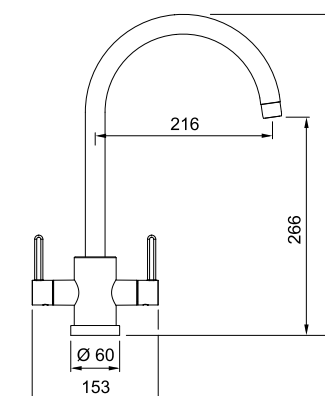
1 YEAR  
FINISH  
GUARANTEE

5 YEARS  
PARTS  
GUARANTEE



**Krios J-Spout**  
Tap Height 391mm  
Spout Reach 216mm  
Base Diameter 60mm  
Tap cut-out Diameter 35mm  
Suitable for Low Pressure Yes  
Perlator Yes

 **Chrome**  
115.0567.598  
£366  
 **Brass**  
115.0567.600  
£434  
 **Decor Steel**  
115.0567.599  
£393  
 **Matt Black**  
115.0659.347  
£419



# Atlas Neo Sensor



Thanks to our Atlas Neo Sensor you won't need to put dirty hands on your tap anymore, allowing for better hygiene for you and your family and fewer stains on your equipment. This contemporary and high-tech tap saves water and energy too, automatically stopping the water flow after 30 seconds.



## Nothing more than a simple gesture

Position your hand close to the tap sensor, without the need of pushing any button or pulling any lever and enjoy 30 seconds of a perfect water flow. If you want hotter or colder water just adjust it with the lever.

## Save the environment and your wallet


Put a pan under the tap, activate and forget about it, the water flow will stop in 30 seconds, saving water and

MARIS

5 YEARS  
FINISH  
GUARANTEE

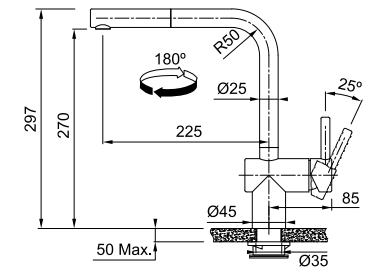
5 YEARS  
PARTS  
GUARANTEE



**Atlas Neo Sensor Pull-Out Nozzle**   
 Tap Height 297mm  
 Spout Reach 225mm  
 Base Diameter 45mm  
 Suitable for Low Pressure No  
 Tap cut-out Diameter 35mm  
 Pull-Out Nozzle Yes  
 Perlator Yes

 **Stainless Steel**  
 115.0638.827  
 £766

 **Industrial Black**  
 115.0669.321  
 £834




MARIS

5 YEARS  
FINISH  
GUARANTEE

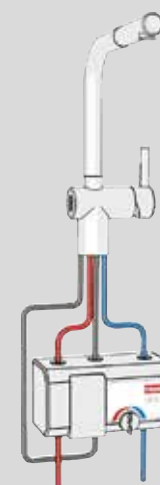
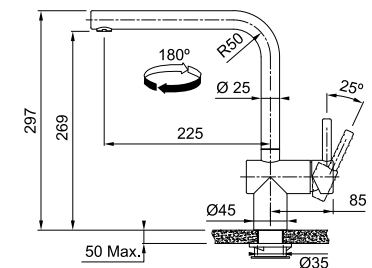
5 YEARS  
PARTS  
GUARANTEE



**Atlas Neo Sensor Swivel**   
 Tap Height 297mm  
 Spout Reach 225mm  
 Base Diameter 45mm  
 Suitable for Low Pressure No  
 Tap cut-out Diameter 35mm  
 Perlator Yes

 **Stainless Steel**  
 115.0638.826  
 £689

 **Industrial Black**  
 115.0669.210  
 £757



## Easy to install, space-saving design

- Hybrid function enabling manual lever for everyday use and sensor activity for hand washing.
- The touchless and manual controls operate independently from each other.
- The sensor screen is easy to keep clean and easy to use.
- The sensor controls the touch free water temperature.
- If unintentionally started and once activated, the water flow stops in less than a second!
- The temperature on the sensor is set upon installation in the control box under the sink.
- Quick and easy plug-in installation: the tap, the control box, and the battery.

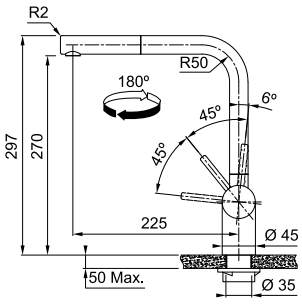


# Atlas Neo

MARIS  
5 YEARS  
FINISH  
GUARANTEE  
5 YEARS  
PARTS  
GUARANTEE



**Atlas Neo Pull-Out Nozzle**  
Tap Height 297mm  
Spout Reach 225mm  
Base Diameter 45mm  
Tap cut-out Diameter 35mm  
Pull-Out Nozzle Yes  
Suitable for Low Pressure No  
Perlator Yes

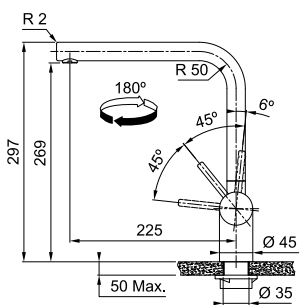


- |  |  |  |   |
|--|--|--|---|
|  | <b>Solid Stainless Steel</b><br>115.0638.841<br>£425 |  | <b>Anthracite</b><br>115.0638.845<br>£493       |
|  | <b>Gold</b><br>115.0689.090<br>£493                  |  | <b>Industrial Black</b><br>115.0666.436<br>£493 |
|  | <b>Copper</b><br>115.0638.842<br>£493                |  |   |

MARIS  
5 YEARS  
FINISH  
GUARANTEE  
5 YEARS  
PARTS  
GUARANTEE



**Atlas Neo Swivel**  
Tap Height 297mm  
Spout Reach 225mm  
Base Diameter 45mm  
Tap cut-out Diameter 35mm  
Suitable for Low Pressure No  
Perlator Yes



- |  |  |  |   |
|--|--|--|---|
|  | <b>Solid Stainless Steel</b><br>115.0547.856<br>£397 |  | <b>Anthracite</b><br>115.0638.828<br>£465       |
|  | <b>Gold</b><br>115.0689.087<br>£465                  |  | <b>Industrial Black</b><br>115.0666.435<br>£465 |
|  | <b>Copper</b><br>115.0638.830<br>£465                |  |   |



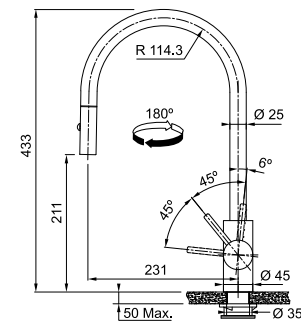
Why not mix and match with  
our Mythos Masterpiece  
sinks? See page 31

# Eos Neo

MARIS  
5 YEARS  
FINISH  
GUARANTEE  
5 YEARS  
PARTS  
GUARANTEE



**Eos Neo Pull-Down Spray**  
Tap Height 433mm  
Spout Reach 231mm  
Base Diameter 45mm  
Tap cut-out Diameter 35mm  
Suitable for Low Pressure No  
Pull-Down Spray Yes  
Perlator Yes

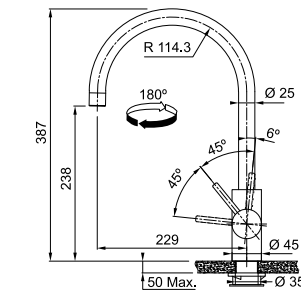


- |  |  |  |   |
|--|--|--|---|
|  | <b>Solid Stainless Steel</b><br>115.0638.861<br>£425 |  | <b>Anthracite</b><br>115.0638.865<br>£493       |
|  | <b>Gold</b><br>115.0689.094<br>£493                  |  | <b>Industrial Black</b><br>115.0666.438<br>£493 |
|  | <b>Copper</b><br>115.0638.862<br>£493                |  |   |

MARIS  
5 YEARS  
FINISH  
GUARANTEE  
5 YEARS  
PARTS  
GUARANTEE



**Eos Neo Swivel**  
Tap Height 387mm  
Spout Reach 229mm  
Base Diameter 45mm  
Tap cut-out Diameter 35mm  
Suitable for Low Pressure No  
Perlator Yes



- |  |  |  |   |
|--|--|--|---|
|  | <b>Solid Stainless Steel</b><br>115.0638.846<br>£397 |  | <b>Anthracite</b><br>115.0638.847<br>£465       |
|  | <b>Gold</b><br>115.0689.092<br>£465                  |  | <b>Industrial Black</b><br>115.0666.437<br>£465 |
|  | <b>Copper</b><br>115.0638.849<br>£465                |  |   |

## Atlas Neo Soap Dispensers

	<b>Solid Stainless Steel</b> 112.0717.084 £168		<b>Gold</b> 112.0717.105 £184		<b>Copper</b> 112.0717.104 £184		<b>Anthracite</b> 112.0717.103 £184		<b>Industrial Black</b> 112.0717.102 £184
--	--	--	-------------------------------------	--	---------------------------------------	--	---	--	---



# Active

Stylishly sustainable. Crystal clear, anti-splash water stream thanks to a Laminar Aerator; spray jet function for precise cleaning and an Eco cartridge limits the flow and temperature of the water and saves the environment by using up to 50% less water.



The efficiency of sustainability, made beautiful.

**1**  
YEAR  
FINISH  
GUARANTEE

**5**  
YEARS  
PARTS  
GUARANTEE

MARIS

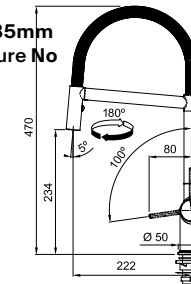
## Active Semi-Pro



Tap Height 470mm  
Spout Reach 222mm  
Base Diameter 50mm  
Tap cut-out Diameter 35mm  
Suitable for Low Pressure No  
Pull-Out Spray Yes  
Perlator Yes

**Chrome**  
115.0653.407  
£555

**Matt Black**  
115.0653.409  
£721



MARIS

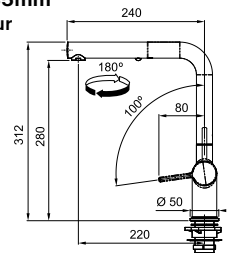
## Active L Pull-Out Spray



Tap Height 312mm  
Spout Reach 220mm  
Base Diameter 50mm  
Tap cut-out Diameter 35mm  
Suitable for Low Pressure No  
Pull-Out Spray Yes  
Perlator Yes

**Chrome**  
115.0653.379  
£388

**Matt Black**  
115.0653.382  
£497



MARIS

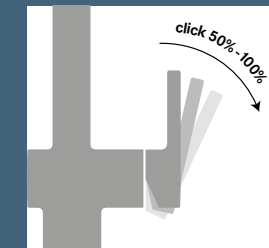
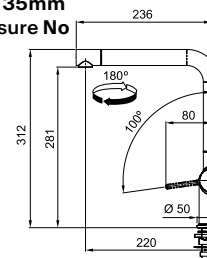
## Active L Swivel Spout



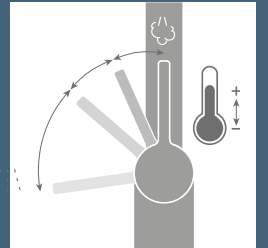
Tap Height 312mm  
Spout Reach 220mm  
Base Diameter 50mm  
Tap cut-out Diameter 35mm  
Suitable for Low Pressure No  
Perlator Yes

**Chrome**  
115.0653.298  
£279

**Matt Black**  
115.0653.371  
£388



Sufficient water pressure at just 50% open.



Remove the lever and turn the ring nut inside to limit the temperature flow.\*

\*Always refer to the installation manual

MARIS

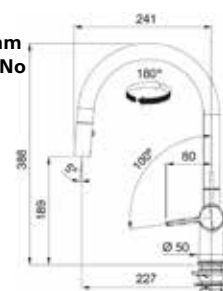
## Active J Pull-Down Spray



Tap Height 388mm  
Spout Reach 227mm  
Base Diameter 50mm  
Tap cut-out Diameter 35mm  
Suitable for Low Pressure No  
Pull-Out Spray Yes  
Perlator Yes

**Chrome**  
115.0653.401  
£388

**Matt Black**  
115.0653.404  
£497



MARIS

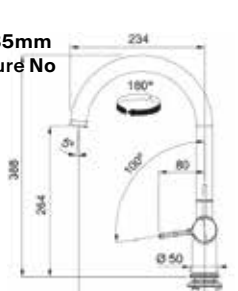
## Active J Swivel Spout



Tap Height 388mm  
Spout Reach 220mm  
Base Diameter 50mm  
Tap cut-out Diameter 35mm  
Suitable for Low Pressure No  
Perlator Yes

**Chrome**  
115.0653.395  
£279

**Matt Black**  
115.0653.398  
£388





## Active Soap Dispensers



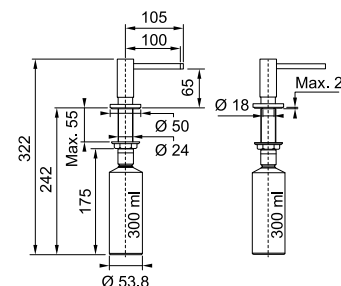
**Chrome**  
119.0547.902  
£141



**Decor Steel**  
119.0547.904  
£153



**Matt Black**  
119.0547.906  
£153



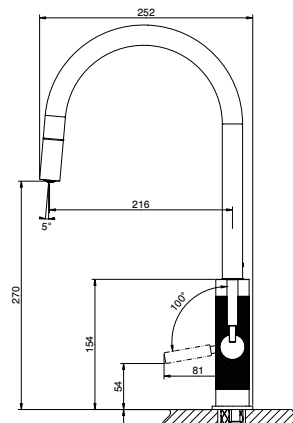
**Tessuto Pull-Down Nozzle**  
Tap Height 455mm  
Spout Reach 216mm  
Base Diameter 48mm  
Suitable for Low Pressure No  
Tap cut-out Diameter 35mm  
Pull-Out Nozzle Yes  
Perlator Yes

**Decor Steel**  
115.0691.517  
£476

**Matt Black**  
115.0691.518  
£536

**Brass**  
115.0692.199  
£549

**Polished Nickel**  
115.0711.942  
£538



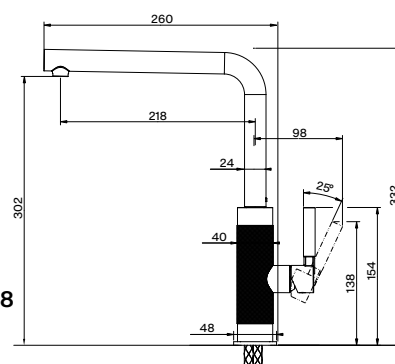
**Tessuto L Spout**  
Tap Height 332mm  
Spout Reach 218mm  
Base Diameter 48mm  
Suitable for Low Pressure No  
Tap cut-out Diameter 35mm  
Perlator Yes

**Decor Steel**  
115.0691.515  
£344

**Matt Black**  
115.0691.516  
£397

**Brass**  
115.0692.198  
£408

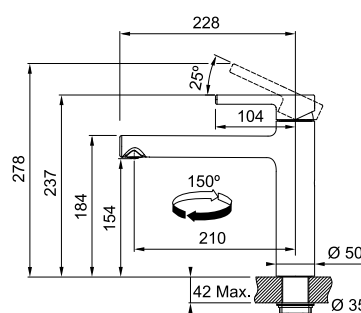
**Polished Nickel**  
115.0711.940  
£402



**Centro**  
Tap Height 237mm  
Spout Reach 210mm  
Base Diameter 50mm  
Tap cut-out Diameter 35mm  
Suitable for Low Pressure No  
Perlator Yes  
Eco Cartridge Yes

**Chrome**  
115.0600.095  
£372

**Matt Black**  
115.0621.613  
£482



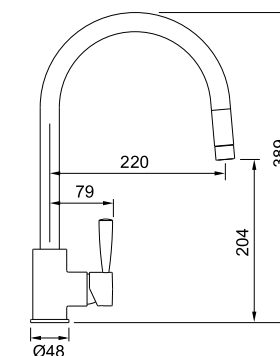
**Fuji Pull-Out Nozzle**  
Tap Height 389mm  
Spout Reach 220mm  
Base Diameter 48mm  
Tap cut-out Diameter 35mm  
Suitable for Low Pressure No  
Pull-Out Nozzle Yes  
Perlator Yes

**Chrome**  
115.0280.225  
£410

**Decor Steel**  
115.0280.227  
£438



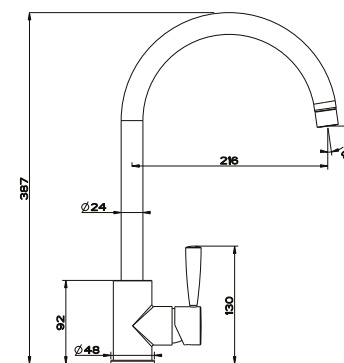
Pull-Out Nozzle



**Fuji**  
Tap Height 387mm  
Spout Reach 216mm  
Base Diameter 48mm  
Tap cut-out Diameter 35mm  
Suitable for Low Pressure No  
Perlator Yes

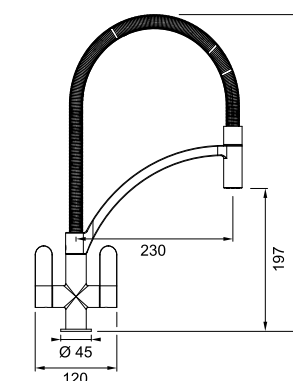
**Chrome**  
115.0250.326  
£384

**Decor Steel**  
115.0250.327  
£410



**Zelus**  
Tap Height Spring:437 Hose: 439  
Spout Reach 230mm  
Base Diameter 45mm  
Tap cut-out Diameter 35mm  
Suitable for Low Pressure No  
Pull-Out Nozzle Yes  
Perlator Yes

**Chrome/Spring**  
115.0567.593  
£406



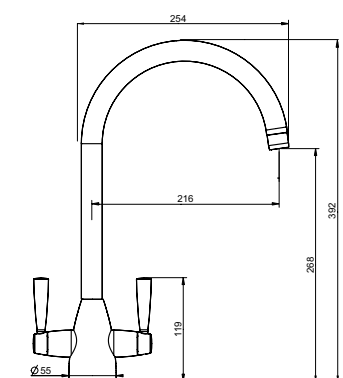
**Eiger**  
Tap Height 392mm  
Spout Reach 216mm  
Base Diameter 55mm  
Tap cut-out Diameter 35mm  
Suitable for Low Pressure No  
Perlator Yes

**Chrome**  
115.0049.989  
£313

**Decor Steel**  
115.0049.990  
£341

**Brass**  
115.0689.693  
£407

**Matt Black**  
115.0659.348  
£401



MARIS

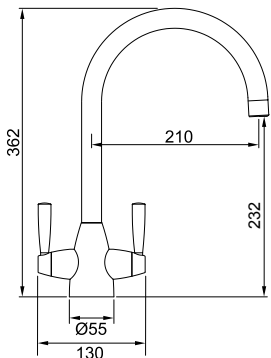
1  
YEAR  
FINISH  
GUARANTEE

5  
YEARS  
PARTS  
GUARANTEE



**Valais**  
Tap Height 362mm  
Spout Reach 210mm  
Base Diameter 55mm  
Tap cut-out Diameter 35mm  
Suitable for Low Pressure No  
Perlator Yes

 **Stainless Steel**  
115.0364.026  
£359




SMART

1  
YEAR  
FINISH  
GUARANTEE

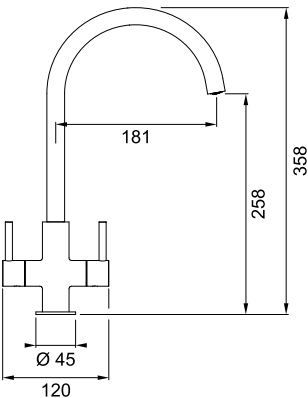
5  
YEARS  
PARTS  
GUARANTEE



**Hestia J-Spout**  
Tap Height 358mm  
Spout Reach 181mm  
Base Diameter 45mm  
Tap cut-out Diameter 35mm  
Suitable for Low Pressure No  
Perlator Yes

 **Chrome**  
115.0567.654  
£199

 **Decor Steel**  
115.0635.794  
£224



SMART

1  
YEAR  
FINISH  
GUARANTEE

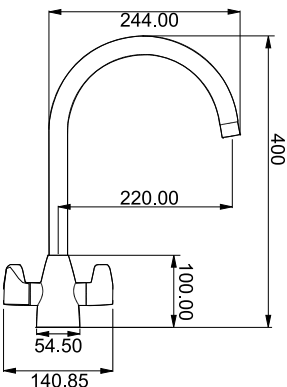
5  
YEARS  
PARTS  
GUARANTEE



**Davos J**  
Tap Height 398mm  
Spout Reach 216mm  
Base Diameter 55mm  
Tap cut-out Diameter 35mm  
Suitable for Low Pressure Yes  
Perlator Yes

 **Chrome**  
115.0050.044  
£233

 **Decor Steel**  
115.0049.940  
£286



SMART

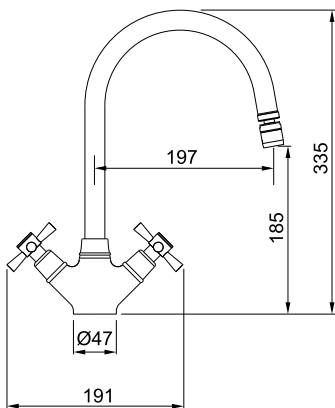
1  
YEAR  
FINISH  
GUARANTEE

5  
YEARS  
PARTS  
GUARANTEE



**Rotaflow**  
Tap Height 335mm  
Spout Reach 197mm  
Base Diameter 47mm  
Tap cut-out Diameter 35mm  
Suitable for Low Pressure Yes  
Perlator Yes

 **Chrome**  
115.0251.257  
£187



SMART

1  
YEAR  
FINISH  
GUARANTEE

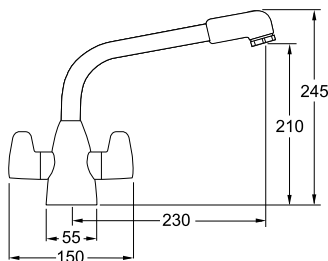
5  
YEARS  
PARTS  
GUARANTEE



**Davos**  
Tap Height 257mm  
Spout Reach 224mm  
Base Diameter 55mm  
Tap cut-out Diameter 35mm  
Suitable for Low Pressure Yes  
Perlator Yes

 **Chrome**  
115.0046.694  
£233

 **Decor Steel**  
115.0046.695  
£286




SMART

1  
YEAR  
FINISH  
GUARANTEE

5  
YEARS  
PARTS  
GUARANTEE

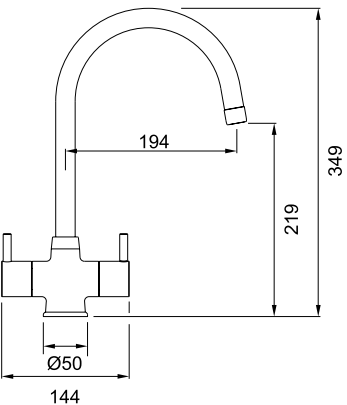


**Athena**  
Tap Height 349mm  
Spout Reach 194mm  
Base Diameter 45mm  
Tap cut-out Diameter 35mm  
Suitable for Low Pressure Yes  
Perlator Yes

 **Chrome**  
115.0311.211  
£167

 **Matt Black**  
115.0659.322  
£258

 **Decor Steel**  
115.0311.215  
£191




SMART

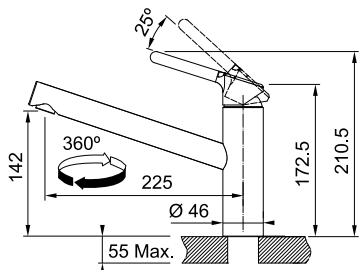
1  
YEAR  
FINISH  
GUARANTEE

5  
YEARS  
PARTS  
GUARANTEE



**Orbit**  
Tap Height 210.5mm  
Spout Reach 225mm  
Base Diameter 46mm  
Tap cut-out Diameter 35mm  
Suitable for Low Pressure No  
Perlator Yes

 **Chrome**  
115.0623.054  
£266



SMART

1  
YEAR  
FINISH  
GUARANTEE

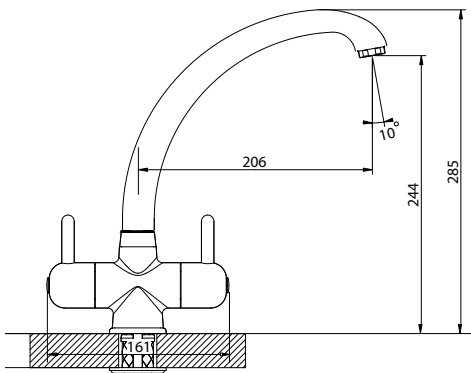
5  
YEARS  
PARTS  
GUARANTEE



**Zurich**  
Tap Height 285mm  
Spout Reach 206mm  
Base Diameter 50mm  
Tap cut-out Diameter 35mm  
Suitable for Low Pressure Yes  
Perlator Yes

 **Chrome**  
115.0051.172  
£167

 **Decor Steel**  
115.0061.579  
£191





# Hoods Overview

MYTHOS

MARIS

SMART


## Hoods Hob Extractor



Mythos 2gether Icon Steel  
p. 155



Mythos 2gether Glass  
p. 157



Mythos 2gether  
p. 159



Maris 2gether Steel  
p. 161



Maris 2gether  
Minimal Black  
p. 163



Maris 2gether  
p. 165



Smart 2gether Blacklines  
p. 167



Smart 2gether  
p. 169

## Hoods Downdraft



Downdraft  
p. 173

## Hoods Wall Mounted



NEW  
Mythos  
Masterpiece  
p. 175



AQ Sense Monitor  
p. 179



Mythos Vertical  
Air Hub  
p. 182



Mythos T Shape  
Air Hub  
p. 183



Mythos Per Pro  
p. 186



Mythos Vertical Pro  
K-LINK  
p. 189



AQ Sense Vertical  
p. 185




Maris Matt Pro  
p. 187



Maris Vertical Pro  
K-LINK  
p. 191



Maris Drip Free  
p. 193



Maris Modular Wall  
p. 195



Smart Wall  
p. 196



Evo Plus  
p. 197



T-Glass Nice  
p. 198



T-Glass Ray  
p. 199



Format 45  
p. 201



Joy  
p. 203

## Hoods Island



Mythos T-Shelf  
p. 205



T-Glass Linear Island  
p. 209



Smart Suspended  
p. 207

## Hoods Under Cabinet



Box Premium  
p. 217



Maris Drip-Free K-LINK  
p. 215



Box EVO  
p. 218



Integrata  
p. 221

## Hoods Ceiling



Mythos Ceiling  
Air Hub  
p. 210



Mythos Ceiling K-LINK  
p. 211



AQ Sense Ceiling  
p. 212



Maris Ceiling K-LINK  
p. 213



Mythos 2gether Icon Steel	154
Mythos 2gether Glass	156
Mythos 2gether	158
Maris 2gether Steel	160
Maris 2gether Minimal Black	162
Maris 2gether	164
Smart 2gether Black Lines	166
Smart 2gether	168



# Hob

# Extractors



# Hob Extractors

Some things belong together



## Meet the range

2 in 1 Hob and Extractor for additional space when preparing ingredients and cooking with dedicated Auto function. Available in eight distinct models each with slightly different Hood features and looks. There is a Franke Hob Extractor for every need and taste at home.



### Mythos 2gether Icon Steel

We complete the Mythos family range with the latest Mythos 2gether Icon Steel model. Featuring a new vertical grill with stainless steel stripes for a premium feel and outstanding design. A+ class with 600 m³/h at boost speed.



### Mythos 2gether Glass

Its sleek black glass surface exudes elegance, perfectly complemented by a matching grid for seamless beauty. A++ energy class with powerful 620 m³/h extractor and two flexible cooking zones make it a statement of both style and substance.



### Mythos 2gether

Boasting a potent 690 m³/h extractor featuring a booster function of 700 m³/h and A+++ class energy efficiency. Four induction zones, including two flexible zones, offers versatile cooking, all wrapped up in an easy-to-clean design.



### Maris 2gether Steel

This Hood model features a vertical stainless steel grill with Franke branded icon, and red touch control Sliders allowing fast and intuitive control for each cooking zone. A+ class with 630 m³/h at boost speed.



### Maris 2gether Minimal Black

This Hood model features a black grill and serigraphed cooking areas that are hidden for complete minimalism. A+ class with 600 m³/h at boost speed.




### Maris 2gether

With a robust 700 m³/h extractor, two flexible cooking zones, and nine power levels, it effortlessly combines durability with A++ energy efficiency, ensuring a lasting and efficient kitchen companion.



### Smart 2gether Black Lines

This Hood model features 630 m³/h at boost speed and A+ class, adding a touch of chic to your culinary space. Choose the Smart family for a harmonious union of style and functionality.



### Smart 2gether

Tailored for smaller spaces, this model doesn't compromise on performance, featuring a potent 630 m³/h extractor and A++ class energy efficiency. It's the perfect blend of small footprint and big impact in your kitchen.

# Mythos

## 2gether Icon Steel



Note: For the installation of the Mythos 2gether Icon Steel, the following kits are optional (see details pg 292)



Hob Extractor  
Ducting Kit HI  
112.0711.355  
£181



Hob Extractor  
Recirculating Kit HI R  
112.0711.985  
£223



Hob Extractor  
Recirculating Kit HI R  
112.0711.986  
£238



Black  
FMY 8391 HI  
340.0705.226  
£3092

Black  
FMY 8391R HI  
340.0705.335  
£3347

\*FMY 8391R HI - Recirculating model



### Hood Features FMY 8391

Installation type  
Version  
Rear venting  
Energy class  
Extraction speeds  
Controls  
Charcoal Filter

**Hob Extractor**  
**Ducted**  
**Yes**  
**A+**  
**9+i**  
**Capacitive Touch**  
**N/A**

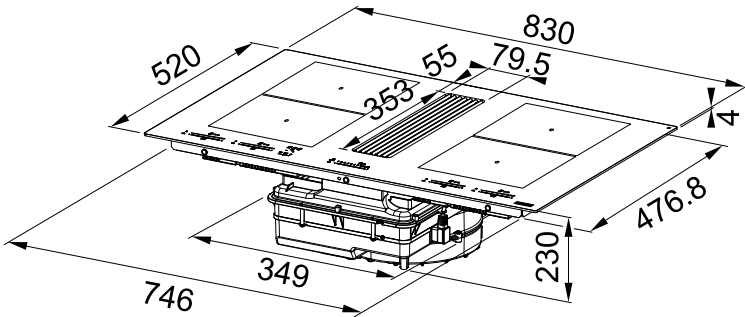


Speed	Min	Max	Intensive 1
Air capacity (m³/h)	210	450	600
Input	50	170	220
Noise level (dB)	49	67	72

### Hood Features \*FMY 8391R

Installation type  
Version:  
Rear venting  
Energy class  
Extraction speeds  
Controls  
Charcoal Filter (pg 260)

**Hob Extractor**  
**Recirculating**  
**Yes**  
**A+**  
**9+i**  
**Capacitive Touch**  
**Included**  
**112.0716.092**



### Induction Hob Features

Dimensions: **830x520mm**  
Cut out: **See template**  
Number of zones: **4**  
Digit colour: **White**  
Control: **Flex touch Sliders**  
Special Functions: **Bridge (2 Flexi-zones), keep warm/defrost, melting, stop and go, power management progressive adjustment from 1 to 9 + Booster for each cooking zone**  
Power: **4x 220x180 2100W, Booster : 3700W**  
Timer: **End of cooking timer for each zone**  
Total power: **consumption 7.4 kW**  
Child safety: **Yes**  
Note: **Installation slim-top/flush-mount**



# Mythos

## 2gether Glass



Note: For the installation of the Mythos 2gether Glass, you must purchase one of the following kits (see details pg 292)



H10 Recirculating Kit  
112.0539.570  
£ 388

H10 Refill Ceramic Filter  
112.0548.448 **£229**



H6 Recirculating Kit  
112.0539.568  
£ 375

H6 Refill Ceramic Filter  
112.0548.447 **£178**



Back Recirculating Kit  
112.0679.887  
£ 244

Refill Back outlet  
112.0684.123 **£42**




H60 Ducting Kit  
112.0632.523  
£ 220



H90 Ducting Kit  
112.0539.569  
£ 275



Black  
FMY 839 HE  
340.0679.889  
£2950

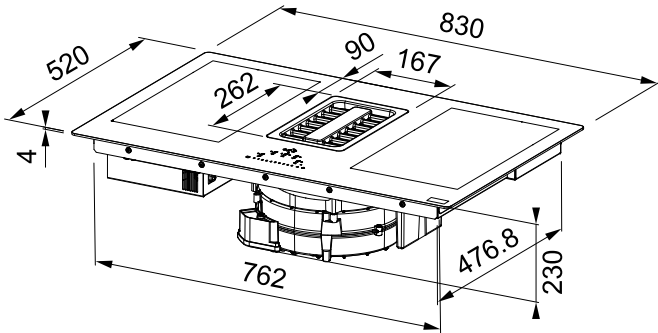


**Hood Features**  
**FMY 839 HE**  
Installation type  
Version

Rear venting

Energy class  
Extraction speeds  
Controls  
Charcoal Filter (pg 260)

**Hob Extractor**  
**Recirculating and**  
**ducted extraction**  
**Only with recirculating kit**  
112.0679.887  
**A+**  
**8 + 2 intensive levels**  
**Capacitive Touch**  
**Not Included**  
112.0548.447, 112.0548.44  
112.0684.123



Speed	Min	Max	Intensive 1	Intensive 2
Air capacity (m³/h)	230	470	620	510
Input	30	130	220	170
Noise level (dB)	51	67	73	69

**Temperature Management**

⌋ Melting	42°C
⌋⌋ Keep Warm	74°C
⌋⌋⌋ Slow Cooking	92°C

### Induction Hob Features

Dimensions: **830x520mm**  
Cut out: **832x522mm**  
Number of zones: **4**  
Digit colour: **White**  
Control: **Flex touch sliders**  
Special Functions: **Bridge (2 Flexi-zones), keep warm, melting stop and go, power management, progressive adjustment from 1 to 9 + Booster for each cooking zone**  
Power: **4x 220x180 2100W, Booster : 3700W**  
Timer: **End of cooking timer for each zone**  
Total power: **consumption 7.4 kW**  
**Child safety**  
Note: **Installation slim-top/flush-mount**

# Mythos 2gether



Note: For the installation of the Mythos 2gether, you must purchase one of the following kits (see details pg 292)



H10 Recirculating Kit  
112.0539.570  
£ 388

H10 Refill Ceramic Filter  
112.0548.448 £229



H6 Recirculating Kit  
112.0539.568  
£ 375

H6 Refill Ceramic Filter  
112.0548.447 £178



Back Recirculating Kit  
112.0679.887  
£ 244

Refill Back outlet  
112.0684.123 £42



H60 Ducting Kit  
112.0632.523  
£ 220



H90 Ducting Kit  
112.0539.569  
£ 275

MYTHOS

Black  
FMY 839 HI 2.0  
340.0597.249  
£2719



### Hood Features FMY 839 HI 2.0 Installation type Version

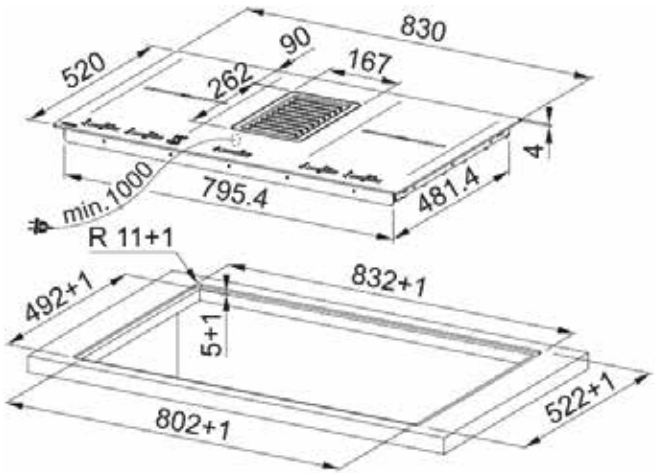
Rear venting

Energy class  
Extraction speeds  
Controls  
Charcoal Filter (pg 260)

**Hob Extractor**  
**Recirculating and**  
**ducted extraction**  
**Only with recirculating kit**  
112.0679.887  
**A+++**  
**8 + 2 intensive levels**  
**Capacitive Touch**  
**Not Included**  
112.0548.447, 112.0548.448 or  
112.0684.123



Speed	Min	Max	Intensive 1	Intensive 2
Air capacity (m³/h)	245	505	700	550
Input	35	125	220	140
Noise level (dB)	51	65	72	66



### Temperature Management

⏸ Melting	42°C
⏸ Keep Warm	74°C
⏸ Slow Cooking	92°C

### Induction Hob Features

Dimensions: **830x520mm**  
Cut out: **832x522mm**  
Number of zones: **4**  
Digit colour: **White**  
Control: **Flex touch sliders**  
Special Functions: **Thawing, Keeping Warm, Melting, Stop & Go, Power Management, Flexi Zone, progressive adjustment from 1 to 9 + Booster for each cooking zone**  
Power: **4x 220x180 2100W, Booster : 3700W**  
Timer: **End of cooking timer for each zone**  
Total power: **consumption 7.4 kW**  
**Child safety**  
Note: **Installation slim-top/flush-mount**

83





# Maris 2gether Steel



Note: For the installation of the Maris 2gether Steel, the following kits are optional (see details pg 292)



Hob Extractor  
Ducting Kit HI  
112.0711.355  
£181



Hob Extractor  
Recirculating Kit HI R  
112.0711.985  
£223



Hob Extractor  
Recirculating Kit HI R  
112.0711.986  
£238

MARIS



Black  
FMA 8391 HI  
340.0705.227  
£2911

Black  
FMA 8391R HI  
340.0705.336  
£3092

\*FMA 8391R HI - Recirculating model

### Hood Features FMA 8391 HI

Installation type  
Version  
Rear venting  
Energy class  
Extraction speeds  
Controls

### Hob Extractor Ducted

Yes  
A+  
9+i  
Capacitive Touch with Sliders



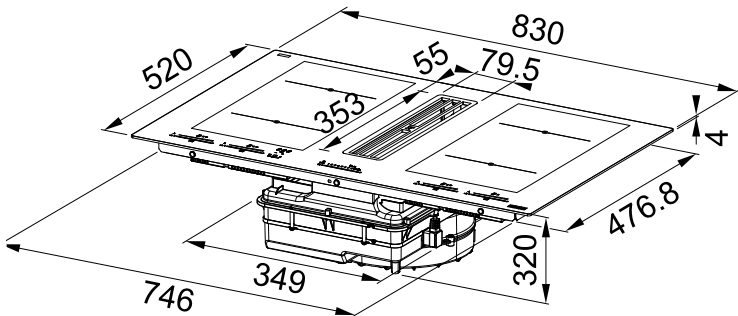
Speed	Min	Max	Intensive 1
Air capacity (m³/h)	230	500	630
Input	40	170	220
Noise level (dB)	49	68	73

### Hood Features \*FMA 8391R HI

Installation type  
Version  
Rear venting  
Energy class  
Extraction speeds  
Controls  
Charcoal Filter (pg 260)

### Hob Extractor Recirculating

Yes  
A+  
9+i  
Capacitive Touch with Sliders  
Included 112.0716.092



### Induction Hob Features

Dimensions: 830x520mm  
Cut out: **See template**  
Number of zones: 4  
Digit colour: **Red**  
Control: **Flex touch sliders**  
Special Functions: **Bridge (2 Flexi-zone), melting, defrost, stop and go, power management**  
Power: 4x 220x180 2100W, Booster : 3700W  
Timer: **End of cooking timer for each zone**  
Total power: **consumption 7.62 kW**  
Child safety: **Yes**  
Note: **Installation slim-top/flush-mount**

# Maris 2gether Minimal Black



Note: For the installation of the Maris 2gether Minimal Black, one of the following kits are optional (see details pg 292)



Hob Extractor  
Ducting Kit HI  
112.0711.355  
£181



Hob Extractor  
Recirculating Kit HI R  
112.0711.985  
£223



Hob Extractor  
Recirculating Kit HI R  
112.0711.986  
£238

MARIS



Black  
FMA 8381 HI  
340.0705.228  
£2668

Black  
\*FMA 8381R HI  
340.0705.337  
£2868

\*FMA 8381R HI - Recirculating model

### Hood Features FMA 8381 HI

Installation type  
Version  
Rear venting  
Energy class  
Extraction speeds  
Controls

Hob Extractor  
Ducted  
Yes  
A+  
9+i  
Slim smart KII touch  
Slider

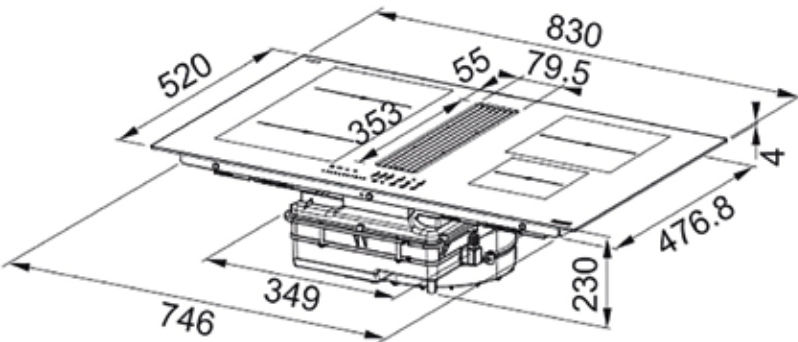


Speed	Min	Max	Intensive 1
Air capacity (m³/h)	210	450	600
Input	50	170	220
Noise level (dB)	49	67	72

### Hood Features \*FMA 8381R HI

Installation type  
Version  
Rear venting  
Energy class  
Extraction speeds  
Controls  
Charcoal Filter (pg 260)

Hob Extractor  
Recirculating  
Yes  
A+  
9+i  
Slim smart KII touch Slider  
Included 112.0716.092



### Induction Hob Features

Dimensions: 830x520mm  
Cut out: **See template**  
Number of zones: 4  
Digit colour: **Red**  
Control: **1 touch slider for all zones**  
Special Functions: **Bridge (1 flexi-zone), stop and go, power management**  
**Progressive adjustment from 1 to 9 + Booster**  
Power: **Cooking Area 1 + 2: 2100 W, Power Boost 3000 W**  
**Cooking Area 3: 2300 W, Power Boost 3000 W**  
**Cooking Area 4: 1400 W, Power Boost 1850 W**  
Timer: **End of cooking timer for each zone**  
Total power: **consumption 7.4 kW**  
Child safety: **Yes**  
Note: **Installation slim-top/flush-mount**



# Maris 2gether



Note: For the installation of the Maris 2gether, you must purchase one of the following kits (see details pg 293)



H10 Recirculating Kit  
112.0539.570  
£ 388  
H10 Refill Ceramic Filter  
112.0548.448 £229



H6 Recirculating Kit  
112.0539.568  
£ 375  
H6 Refill Ceramic Filter  
112.0548.447 £178



Back Recirculating Kit  
112.0679.887  
£ 244  
Refill Back outlet  
112.0684.123 £42



H60 Ducting Kit  
112.0632.523  
£ 220



H90 Ducting Kit  
112.0539.569  
£ 275

MARIS



Black  
FMA 839 HI  
340.0595.364  
£2258



### Hood Features FMA 839 HI

Installation type  
Version

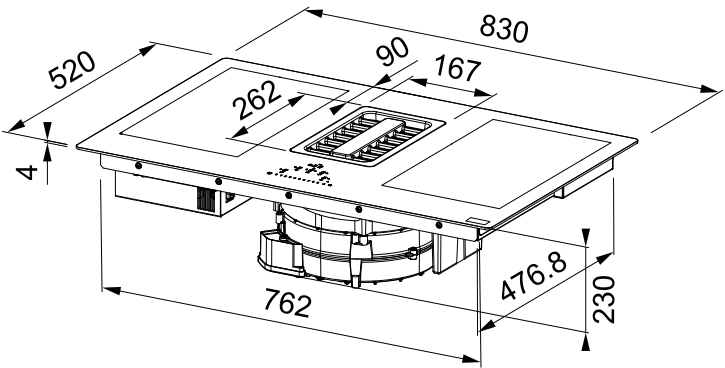
Rear venting

Energy class  
Extraction speeds  
Controls  
Charcoal Filter (pg 260)

**Hob Extractor**  
**Recirculating and**  
**ducted extraction**  
**Only with recirculating kit**  
112.0679.887  
**A++**  
**8 + 2 intensive levels**  
**Smart touch slider**  
**Not Included**



Speed	Min	Max	Intensive 1	Intensive 2
Air capacity (m³/h)	245	505	700	550
Input	35	125	220	140
Noise level (dB)	51	65	72	66



### Induction Hob Features

Dimensions: **830x520mm**  
Cut out: **See template**  
Number of zones: **4**  
Digit colour: **Red**  
Control: **Smart touch slider**  
Special Functions: **Defrost/keep warm, stop & go, power management, bridge (2 flexi-zones), pause function, progressive adjustment from 1 to 9 + Booster for each cooking zone**  
Power: **4x 220x180 2100W, Booster : 3700W**  
Timer: **End of cooking timer for each zone**  
Total power: **consumption 7.4 kW**  
**Child safety**  
Note: **Installation slim-top/flush-mount**

# Smart 2gether Black Lines



Note: For the installation of the Smart 2gether Blacklines, the following kits are optional (see details pg 293)



Hob Extractor  
Ducting Kit HI  
112.0711.355  
£181



Hob Extractor  
Recirculating Kit HI R  
112.0711.985  
£223



Hob Extractor  
RecirculatingKit HI R  
112.0711.986  
£238

SMART



Black  
FSM 7081 HI  
340.0705.229  
£2183

Black  
\*FSM 7081R HI  
340.0705.338  
£2365

\*FSM 7081R HI - Recirculating model



### Hood Features FSM 7081 HI

Installation type  
Version  
Rear venting  
Energy class  
Extraction speeds  
Controls  
Charcoal Filter (pg 260)

**Hob Extractor  
Ducted**  
**Yes**  
**A+**  
**9+i**  
**Slim smart KII touch Slider**  
**No**



Speed	Min	Max	Intensive 1
Air capacity (m³/h)	230	500	630
Input	40	170	220
Noise level (dB)	49	68	73

### Hood Features \*FSM 7081R HI

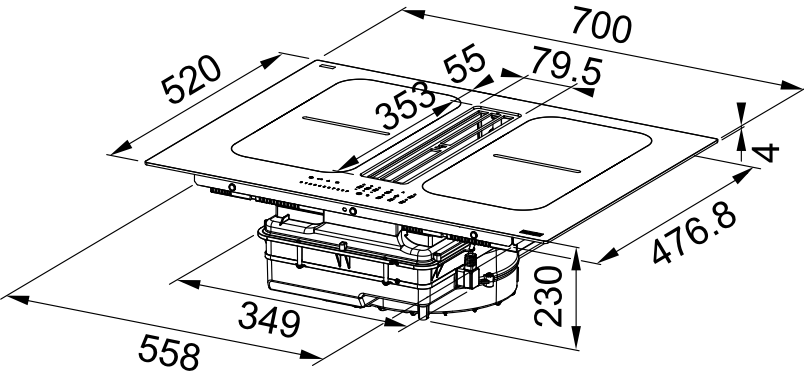
Installation type  
Version  
Rear venting  
Energy class  
Extraction speeds  
Controls  
Charcoal Filter (pg 260)

**Hob Extractor  
Recirculating**  
**Yes**  
**A+**  
**9+i**  
**Slim smart KII touch Slider**  
**Yes**



### Induction Hob Features

Dimensions: **700x520mm**  
Cut out: **See template**  
Number of zones: **4**  
Digit colour: **Red**  
Control: **Smart touch slider**  
Special Functions: **Bridge (2 flexi-zones), melting, stop and go, power management**  
**Progressive adjustment from 1 to 9 + Booster for each cooking zone**  
Power: **4x 220x180 2100W, Booster : 3700W**  
Timer: **End of cooking timer for each zone**  
Total power: **Consumption 7.4 kW**  
Child safety: **Yes**  
Note: **Installation slim-top/flush-mount**





# Smart 2gether



Note: For the installation of the Smart 2gether, it is necessary to purchase one of the following kits (see details pg 293)



Recirculating Kit  
H100: 112.0678.323  
**£388**

H10 Refill Ceramic Filter  
112.0548.448 **£229**



Recirculating Kit  
H60: 112.0678.324  
**£325**

H6 Refill Ceramic Filter  
112.0548.447 **£178**



Back Recirculating Kit  
112.0679.887  
**£ 244**

Refill Back outlet  
112.0684.123 **£42**

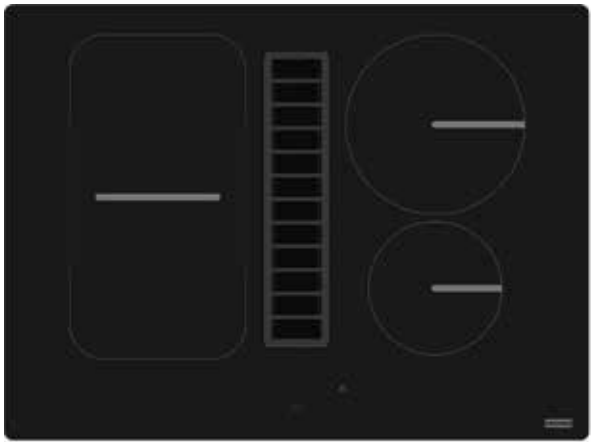


H90 Ducting Kit  
112.0539.569  
**£ 275**



H60 Ducting Kit  
112.0632.523  
**£ 220**

SMART



Black  
FSM 709 HI  
340.0678.203  
**£1650**

**Hood Features**  
Installation type  
Version

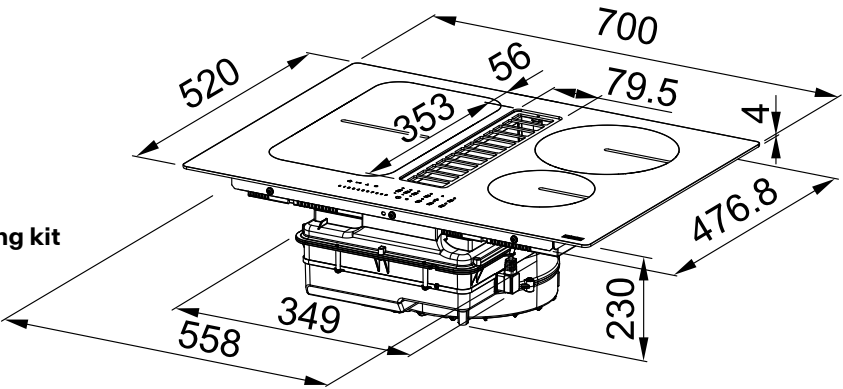
Rear venting

Energy class  
Extraction speeds  
Controls  
Charcoal Filter (pg 260)

**Hob Extractor**  
**Recirculating and**  
**ducted extraction**  
**Only with recirculating kit**  
112.0679.887  
**A++**  
**9 + intensive level**  
**Capacitive Touch**  
**Not Included**

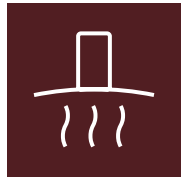


Speed	Min	Max	Intensive 1	Intensive 2
Air capacity (m³/h)	230	350	500	630
Input	40	75	125	220
Noise level (dB)	49	57	65	71



**Induction Hob Features**

Dimensions: **700x520mm**  
Cut out: **See template**  
Number of zones: **4**  
Digit colour: **Red**  
Control: **Touch buttons and one slider**  
Special Functions: **4 induction zones, 9 levels + booster function, stop & go, power management, bridge, flexi zone.**  
Power: **4x 220x180 2100W, Booster : 3700W**  
Timer: **End of cooking timer for each zone**  
Total power: **consumption 7.4 kW**  
**Child safety**  
Note: **Installation slim-top/flush-mount**



- 172 Downdraft
- 174 Mythos Masterpiece
- 176 AQ Sense Vertical Monitor
- 182 Mythos Vertical Air Hub
- 183 Mythos T Shape Air Hub
- 185 AQ Sense Vertical
- 186 Mythos Per Pro
- 187 Maris Matt Pro
- 189 Mythos Vertical Pro (K-Link)
- 191 Maris Vertical Pro (K-Link)
- 192 Maris Drip Free
- 194 Maris Modular Wall
- 196 Smart Wall
- 197 Evo Plus
- 198 T-Glass Nice
- 199 T-Glass Ray
- 200 Format 45
- 202 Joy
- 204 Mythos T-Shelf
- 206 Smart Suspended
- 208 T-Glass Linear Island
- 210 Mythos Ceiling Air Hub
- 211 Mythos Ceiling (K-Link)
- 212 AQ Sense Ceiling
- 213 Maris Ceiling (K-Link)
- 214 Maris Drip-Free (K-Link)
- 216 Box Premium (K-Link)
- 218 Box EVO
- 220 Integrata



# Hoods



# Downdraft



The motorised Downdraft hood allows for an unobtrusive, subtle kitchen style. The motor is situated in the cabinet underneath the hob which can be vented externally, or in recirculating mode. The motor can be installed at the front or rear according to the position of the kitchen unit. Compatible with gas, electric and induction hobs.



Black Glass  
FDW 908 IB XS  
110.0365.588  
£1625



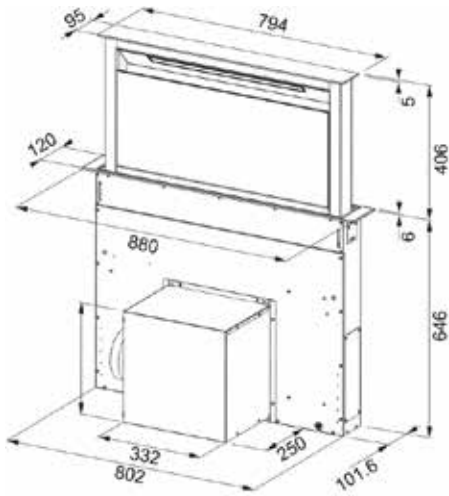
### Hood Features

Installation type  
Version  
Rear venting  
Energy class  
Extraction speeds  
Controls  
Remote control  
Charcoal Filter (pg 260)  
Lighting

**Downdraft**  
**Recirculating and ducted extraction**  
**N/A**  
**A**  
**4 + Boost**  
**Capacitive Touch**  
**Can be purchased separately**  
**Not Included 112.0262.703**  
**LED Bar**



Speed	1	2	3	4	BOOST
Air capacity (m³/h)	200	280	350	440	720
Press. Max (PA)	100	390	490	550	560
Power (Watt)	45	100	135	170	250
Noise level (dB)	43	49	53	57	68



# Mythos Masterpiece Hood

The art of extraction



Elevate your kitchen ambiance with the Franke Mythos Masterpiece collection, now featuring a new exceptional wall mounted hood. Crafted to captivate with contemporary design and profiles available in three striking finishes: Anthracite, Gold, and Copper.

## Wall Design

The Wall Hood is a minimalist’s dream, seamlessly blending into modern kitchens with its streamlined design. The innovative handle-free filter, designed for extremely easy handling, perfectly matches the colour and material of the entire hood. Beyond the hood’s striking looks, it offers exceptional practicality. Thanks to its flexible installation options, it supports both duction and filtering setups and can be paired with a matching chimney for an even more seamless, cohesive look.

## Innovative Lighting

The Wall Hood includes a LED stripe, giving you freedom to choose between task lighting for cooking and soft ambient light for a cozy atmosphere.

## Sophisticated Connectivity

Featuring K-Link connectivity, this hood effortlessly synchronize with your Masterpiece hob, delivering perfect ventilation control for an unparalleled cooking experience. Each hood boasts a unique design and offers decorative profiles in three striking finishes: Anthracite, Gold, and Copper.



- Anthracite  
FKAS A80 BK  
335.0729.963  
£1715
- Copper  
FKAS A80 BK  
335.0729.961  
£1715
- Gold  
FKAS A80 BK  
335.0729.962  
£1715



Chimney Kit available separately  
112.0729.975 £125

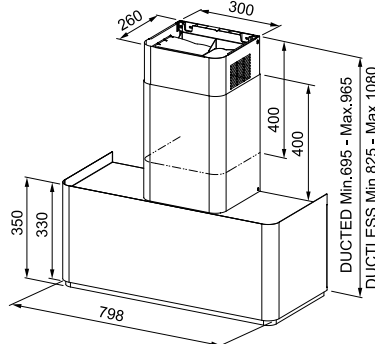
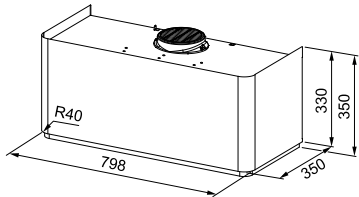
### Hood Features

- Installation type
- Version
- Rear venting
- Energy class
- Extraction speeds
- Controls
- Remote control
- Charcoal Filter (pg 260)
- Lighting

- Wall
- Recirculating and ducted extraction
- Yes
- A
- 3+i
- K-LINK, Touch
- Yes-optional
- Included
- LED bar with dimmer and turnable functions



Speed	Min	Max	Intensive
Air capacity (m³/h)	250	600	750
Input	150	210	250
Noise level (dB)	44	61	67



K-LINK




REMOTE CONTROL  
OPTIONAL



# AQ Sense Range

The hood every home deserves.



## Keep clean the air you breathe

The entire range of our AQ SENSE hoods feature an air quality sensor to constantly monitor VOCs (volatile organic compounds), air temperature and humidity and are designed to activate automatically when unsafe levels are detected. Furthermore, through the Franke@home app, you can receive real-time and constant information on the quality of the air in your kitchen. The same app also allows you to control the hood's functions via any mobile phone or tablet: turn on and off, adjust the suction speed or adapt the light settings to create a perfect environment.



### Air quality sensor

Constantly monitors VOCs (volatile organic compounds), air temperature and humidity



### A hood with a view\*

Enjoy a 21.5" display and browse the web.



### Auto function

Save energy: the suction speed will automatically start at the right level for what you are cooking and it will work until the air quality reaches a satisfactory level.



### Multiple timer\*

Keep track of time! And manage more than one timer at a time.



### Voice control\*\* compatible

Control your hood with just your voice! Perfect for when your hands are busy preparing and cooking your favourite dishes.



### Your photos\*

Enjoy your family moments on the wide screen and personalise your hood's background.



### Touch Display\*

In addition to keeping you constantly informed on air quality, it also allows you to easily control the hood, having its numerous Hood Features at your



### Built-in browser\*

Browse the web to find the best recipes, listen to your favourite music, check on the weather or the news and get access to a world of online content



### Dimmable light\*

Adjust the intensity of the light and temperature to create the perfect ambience.



### Camera\*

Link your Wi-Fi camera and keep everything under control.

Available models:

AQ Sense Monitor - see page 177

AQ Sense Vertical - see page 185

AQ Sense Ceiling - see page 212

\* Exclusive feature to AQ Sense Monitor FKAS A80 BK

\*\*Voice control devices not included

# AQ Sense Monitor




The AQ Sense Wall Hood will constantly monitor the air quality within your kitchen and adjust the ventilation to suit. It will measure temperature, humidity and the presence of VOC's (volatile organic compounds which are harmful to health) and adjust accordingly. The AQ Sense Wall Hood also boasts WIFI connectivity and 21" colour touch screen to enable you to watch your favourite videos and recipes via a web browser while you are cooking.

This hood is also app-enabled allowing you to control the settings via your mobile phone, or alternatively use Amazon Alexa!



Black  
FKAS A80 BK  
330.0657.269  
£3870




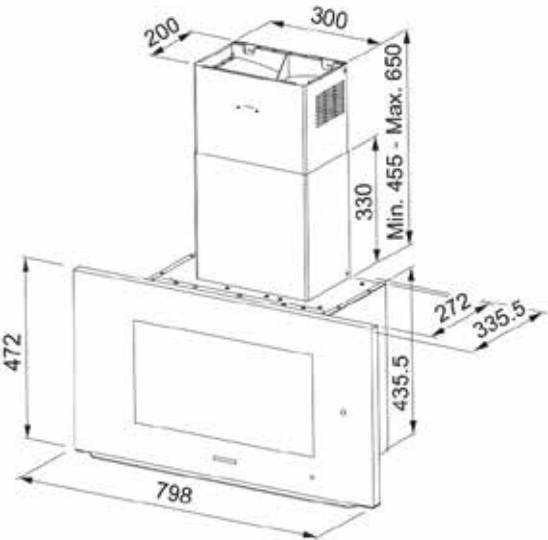
### Hood Features

Installation type  
Version  
Rear venting  
Energy class  
Extraction speeds  
Controls  
Remote control  
Charcoal Filter (pg 260)  
Lighting

Wall  
Recirculating and ducted extraction  
Yes  
A  
3+i  
Touch, Vocal Control, Mobile App  
Yes-optional  
Not Included 112.0016.755  
2 x LED



Speed	Min	Max	Intensive
Air capacity (m³/h)	280	580	740
Input	160	240	250
Noise level (dB)	48	62	67



REMOTE CONTROL  
OPTIONAL



Please see page 177 for  
more information about  
AQ technology and Alexa



# Mythos Air Hub

The purest air in the universe



An extractor hood and air disinfection system all in one. When you think of clean air in your kitchen you usually think of cooking odours, which our Air Hub range removes quickly and effectively, but you rarely think of other polluting elements. Thanks to two separated air streams and two dedicated UV-C lights, the Air Hub hoods remove 99.99% of viruses and bacteria from your kitchen, leaving the air nice to smell and safe to breathe.

With our Air Hubs, clean air is served.




## Energy efficient and powerful

Thanks to their energy efficiency, our hoods have an eye for the environment, but they do not give up on efficiency, thanks their powerful blowers.

## No ozone production

As confirmed by the University of Siena's laboratories\*, our Air Hub removes up to 99.99% of viruses and bacteria thanks to UV-C lighting, with no ozone production and in total safety.



## Air purification function

### ① MANUAL

Start the purifying of the air. You can switch off manually, or it will automatically switch off after 24 hours

### >> INTENSIVE

Maximum speed of purifying in the shortest possible time. Switches off automatically.

### 🌙 NIGHT

Long cycle for complete purification with the minimum level of noise. Automatically switches on each night.



Mythos Air Hub  
Vertical  
See page 182



Mythos Air Hub  
T-shape  
See page 183



Mythos Air Hub  
Ceiling  
See page 210

\*Laboratory tests carried out on E.coli and Staphylococcus aureus by the University of Siena.

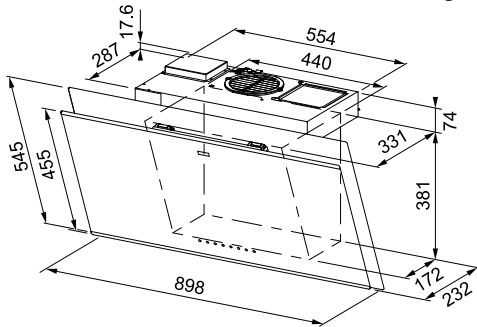
# Mythos Vertical Air Hub



MYTHOS



Black  
FVMY AH BK F90 UK  
330.0685.564  
£1200



### Hood Features

Installation type  
Version

Rear venting  
Energy class  
Extraction speeds  
Controls  
Remote control  
Charcoal Filter  
Lighting

Wall  
Recirculating and  
ducted extraction  
No  
A+  
3+i  
Capacitive Touch  
No  
112.0016.756  
2 x LED + UVC



Speed	Min	Max	Intensive
Air capacity (m³/h)	250	470	800
Input	160	130	270
Noise level (dB)	48	57	69



3±



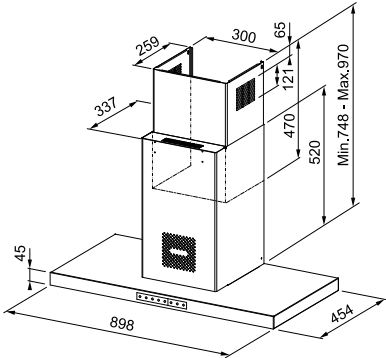
# Mythos T Shape Air Hub



MYTHOS



Black  
FTMY AH BK MATT F90  
325.0679.323  
£1075



### Hood Features

Installation type  
Version

Rear venting  
Energy class  
Extraction speeds  
Controls  
Remote control  
Charcoal Filter (pg 260)  
Lighting

Wall  
Recirculating and  
ducted extraction  
No  
A  
3+i  
Capacitive Touch  
No  
112.0016.756  
2 LED + UVC



Speed	Min	Max	Intensive
Air capacity (m³/h)	280	580	740
Input	150	240	250
Noise level (dB)	56	68	72



3±





# AQ Sense Vertical



The AQ Sense Vertical Wall Hood will ensure your kitchen is clean and safe. By monitoring humidity, and levels of VOC's (volatile organic compounds) this hood will auto-activate when acceptable levels are exceeded.

Operating the hood could not be simpler and can be controlled by your mobile phone app.



Black Glass  
FVAS A80BK/2  
330.0657.270  
£1290

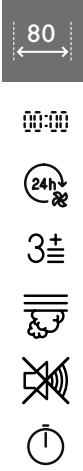
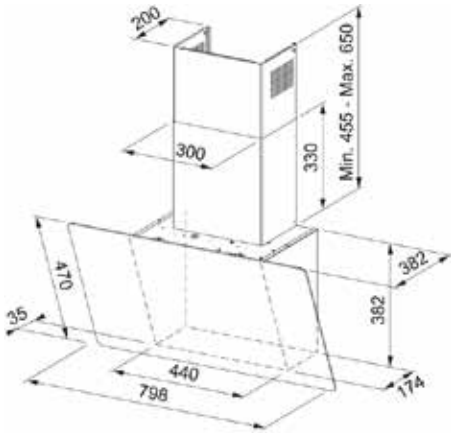


### Hood Features

Installation type	Wall
Version	Recirculating and ducted extraction
Rear venting	No
Energy class	A+
Extraction speeds	3+i
Controls	Touch, Vocal Control, Mobile App
Remote control	Yes-optional
Charcoal Filter (pg 260)	Not Included 112.0016.755
Lighting	2 x LED



Speed	Min	Max	Intensive
Air capacity (m³/h)	300	620	770
Input	150	240	250
Noise level (dB)	48	63	68



REMOTE CONTROL  
OPTIONAL



Please see page 177 for more information about AQ technology and Alexa

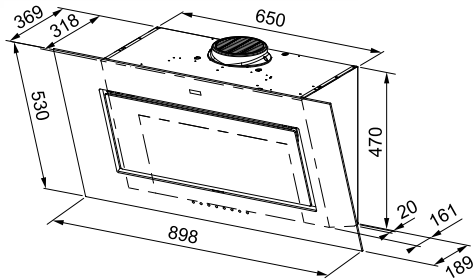
# Mythos Per Pro



MYTHOS



Black  
FMY PER PRO BK F90  
330.0682.354  
£1200



## Hood Features

Installation type  
Version

Rear venting  
Energy class  
Extraction speeds  
Controls  
Remote control  
Charcoal Filter (pg 260)

Lighting

Wall  
Recirculating and  
ducted extraction  
Yes  
A++  
3+2i  
Capacitive Touch  
No  
Not Included  
112.0016.755  
1 x Dimmable LED Bar

90

24h

3±

3±

1



Speed	Min	Max	Intensive 2	Intensive 1
Air capacity (m³/h)	230	450	740	880
Input	8	30	100	170
Noise level (dB)	41	56	67	71

## Chimneys

112.0683.833  
112.0683.832  
See page 260

# Maris Matt Pro



MARIS



80

Black  
FMA PRO 807 BK/BK MATT  
330.0682.356  
£880



90

Black  
FMA PRO 907 BK/BK MATT  
330.0682.355  
£940

## Hood Features

Installation type  
Version

Rear venting  
Energy class  
Extraction speeds  
Controls  
Remote control  
Charcoal Filter (pg 260)  
Lighting

Wall  
Recirculating and  
ducted extraction  
Yes  
A+  
3+i  
Capacitive Touch  
N/A  
Included 112.0016.755  
1 x Dimmable LED

3±

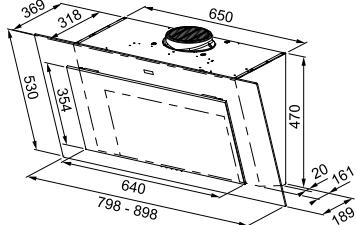
3±



Speed	Min	Max	Intensive
Air capacity (m³/h)	270	450	790
Input	160	240	270
Noise level (dB)	46	56	68

## Chimneys

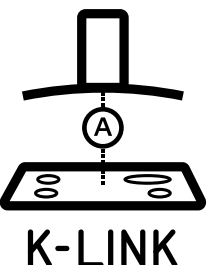
112.0683.833  
112.0683.832  
See page 260






# Mythos Vertical Pro

With K-LINK technology



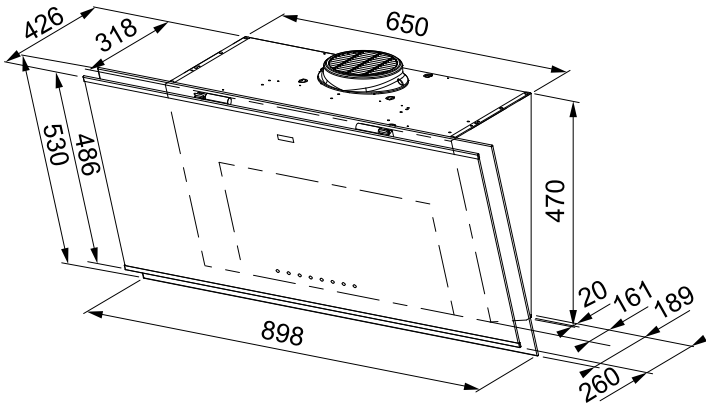
## A breath of fresh air

Franke K-LINK technology seamlessly connects selected Maris and Mythos hobs and hoods for efficient, hands-free kitchen experiences. It also saves energy and reduces unnecessary noise which is created through setting suction at levels that are too high. And after the hob is switched off, the hood continues operating for a short period of time to remove remaining steam and vapour effectively. Maximum convenience with technology activated through a simple gesture.



Black/Inox  
 FMY PRO 907 FM BK/IX KL  
 330.0705.064  
 £1153

Matt Black  
 FMY PRO 907 FM BK/BK MATT KL  
 330.0705.065  
 £1112



### Hood Features

Installation type  
 Version

Rear venting  
 Energy class  
 Extraction speeds  
 Controls  
 Remote control  
 Charcoal Filter (pg 260)  
 Lighting

Wall  
 Recirculating and ducted  
 extraction  
 Yes  
 A++  
 3+2i  
 Capacitative Touch  
 No  
 Included 112.0016.755  
 1 x LED Bar



Speed	Min	Max	Intensive 2	Intensive 1
Air capacity (m³/h)	230	450	740	880
Input	8	30	100	170
Noise level (dB)	41	56	67	71

### Chimneys

112.0683.832  
 112.0683.833  
 See page 260

90



3±



K-LINK

## Compliments to the chef

The hob and hood can be connected enabling hood suction power to automatically adjust according to the selected cooking level thanks to intelligent communication between the two appliances.

See pages 251 - 257  
 for K-LINK compatible  
 induction hobs

# Maris Vertical Pro

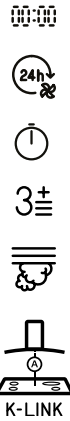
With K-LINK technology



Black  
FMA PRO 807 BK KL  
330.0705.069  
£1010



Black  
FMA 2.0 PRO 907 BK KL  
330.0705.068  
£1062



See pages 251 - 257  
for K-LINK compatible  
induction hobs

**Hood Features**

Installation type  
Version  
  
Rear venting  
Energy class  
Extraction speeds  
Controls  
Remote control  
Charcoal Filter (pg 260)  
Lighting

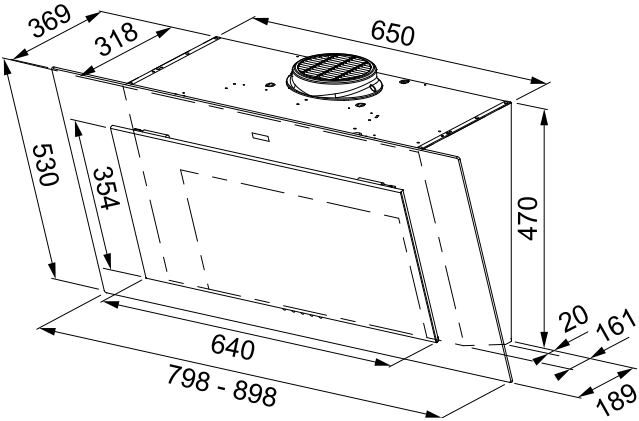
Wall  
Recirculating and ducted  
extraction  
Yes  
A+  
3+i  
Capacitive Touch  
N/A  
Included 112.0016.755  
2 x LED



Speed	Min	Max	Intensive
Air capacity (m³/h)	270	450	790
Input	160	240	270
Noise level (dB)	46	56	68

**Chimneys**

112.0683.833  
112.0683.832  
See page 260





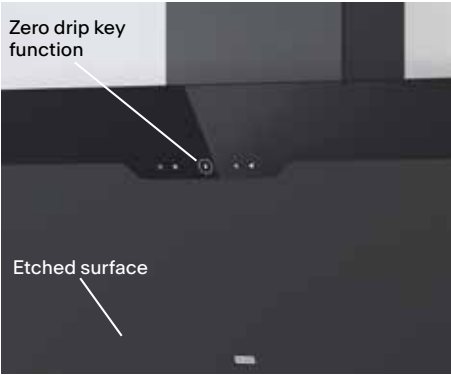
# Maris

## Drip Free



Exclusive design combining together matt and glossy black. The control panel is glossy while the lower section is matt to hide finger prints.

At the touch of a button the heated glass panel stops condensation while the shape of the frontal filter area prevents drips forming. A simple touch of a button takes care of condensation, ensuring nothing drips down onto the hob or into your food.



Black  
FVAD A90 BK MATT/2  
330.0657.418  
£1183




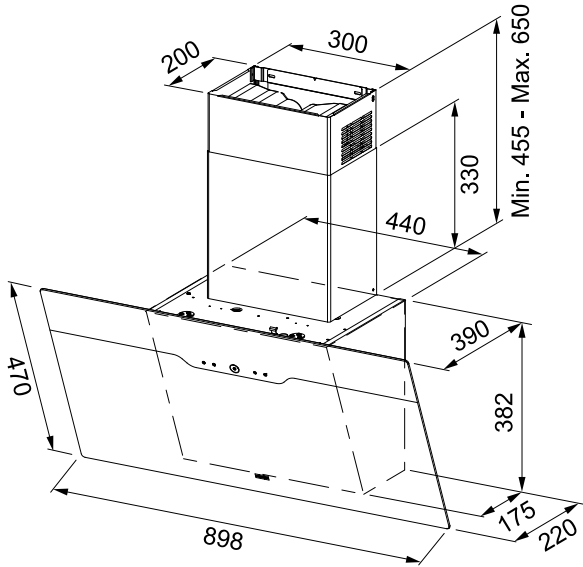
### Hood Features

Installation type	Wall
Version	Recirculating and ducted extraction
Rear venting	No
Energy class	A
Extraction speeds	3+i
Controls	Capacitive Touch
Remote control	N/A
Charcoal Filter (pg 260)	Included 112.0016.755
Lighting	2 x LED



Chimney kit is included.  
Chimney kit extension kit is available 133.0272.534

Speed	Min	Max	Intensive
Air capacity (m³/h)	290	600	740
Input	150	240	250
Noise level (dB)	48	63	68



# Maris Modular Hood

Flexible design for every kitchen taste



NB: The shelf module must be fitted next to the main hood



## Tailor made solution

individual 60cm modules allow you to install the central module on your wall and additional shelving modules on one or both sides, you can create a desired solution according to your space.

## More storage space

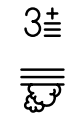
Open smoke-grey glass shelves with Matt Black frames provide additional storage space and eliminate the need for cabinets.

## The lighting you need

The flush LED bar with touch control and dimmer function provides excellent illumination for the worktop when cooking.

MARIS

Black  
FMA Modular Hood 60cm  
335.0706.646  
£908



### Hood Features

Installation type  
Version

Rear venting  
Energy class  
Extraction speeds  
Controls  
Remote control  
Charcoal Filter (pg 260)  
Lighting

Wall  
Recirculating and ducted  
extraction  
Yes  
A  
3+i  
Flush touch button control  
No  
Included 112.0016.755  
1 x LED Bar

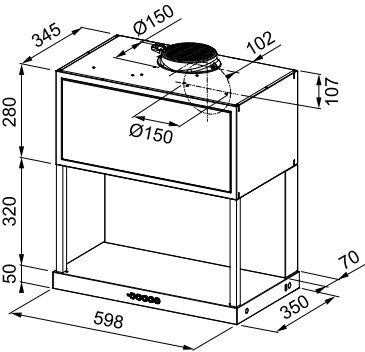
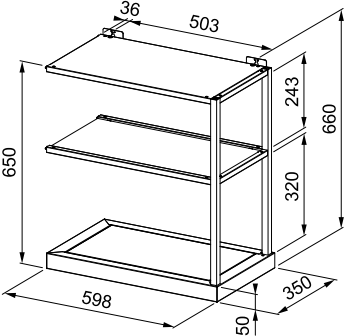


Speed	Min	Max	Intensive
Air capacity (m³/h)	290	620	720
Input	150	240	250
Noise level (dB)	48	64	68

## Shelf Module

Black  
112.0706.647  
£480

Height - 650mm  
Width - 600mm  
Depth - 350mm





# Smart Wall






Black  
FSMS WALL F42 BK MATT  
335.0689.671  
£1165

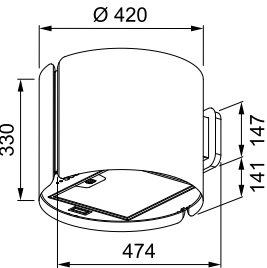


White  
FSMS WALL F42 WH MATT  
335.0689.672  
£1165

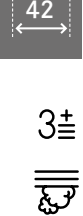
**Hood Features**  
Installation type  
Version  
Rear venting  
Energy class  
Extraction speeds  
Controls  
Remote control  
Charcoal Filter (pg 260)  
Lighting

**Wall  
Recirculating  
No  
A  
3+i  
Push Button  
No  
Included 112.0016.755  
2 x LED**





Speed	Min	Max	Intensive
Air capacity (m³/h)	270	580	740
Input	150	240	250
Noise level (dB)	53	66	70



# Evo Plus






Black  
HOOD FPJ 625 V BK/SS2 FRANKE  
330.0528.064  
£537

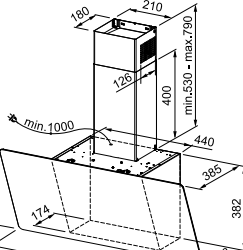


White  
HOOD FPJ 625 V WH/SS2 FRANKE  
330.0528.065  
£537

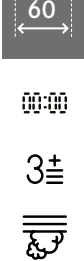
**Hood Features**  
Installation type  
Version  
Rear venting  
Energy class  
Extraction speeds  
Controls  
Remote control  
Charcoal Filter (pg 260)  
Lighting

**Wall  
Recirculating and  
ducted extraction  
No  
A+  
3+i  
Capacitive Touch  
No  
Included 112.0016.755  
2 x LED**





Speed	Min	Max	Intensive
Air capacity (m³/h)	280	470	800
Input	160	230	270
Noise level (dB)	48	57	69



Chimney kit is included.




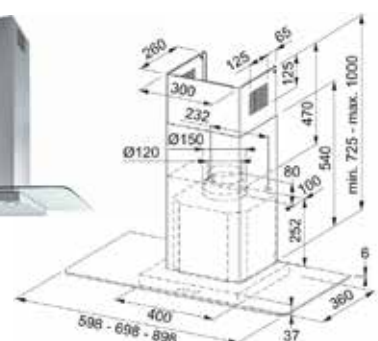
60

 Stainless Steel  
FGL 625 XS NP/2  
325.0590.997  
**£327**



90

 Stainless Steel  
FGL 925 XS NP/2  
325.0590.996  
**£363**



## Hood Features

Installation type  
Version

- Rear venting
- Energy class
- Extraction speeds
- Controls
- Remote control
- Charcoal Filter (pg 260)
- Lighting

### T-Shape Wall Recirculating and ducted extraction

No  
B  
3+i  
Push Button  
No  
Not Included 112.0016.756  
2 x LED




Speed	Min	Max	Intensive
Air capacity (m³/h)	300	600	700
Input	130	210	250
Noise level (dB)	52	67	70

Chimney kit is included.

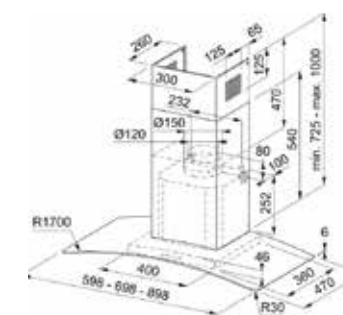


60

 **Stainless Steel**  
**FGC 625 XS NP/2**  
**325.0591.034**  
**£327**



 Stainless Steel  
FGC 925 XS NP/2  
325.0591.036  
**£363**



## Hood Features

Installation type	Version
...	...

- Rear venting
- Energy class
- Extraction speeds
- Controls
- Remote control
- Charcoal Filter (pg 260)
- Lighting

### T-Shape Wall Recirculating and ducted extraction

No  
B  
3+i  
Push Button  
No  
2) Not Included 112.0016.756  
2 x LED



Speed	Min	Max	Intensive
Air capacity (m³/h)	300	600	700
Input	130	210	250
Noise level (dB)	52	67	70

Chimney kit is included.  
Chimney kit extension kit is available 112.0017.983 £156



# Format 45



SMART

60

Stainless Steel  
FDF EV8 60 XS/2  
325.0599.575  
£343



90

Stainless Steel  
FDF EV8 90 XS  
325.0599.549  
£363



Chimney kit extension kit is available 112.0017.983 £156

70

Stainless Steel  
FDF EV8 70 XS/2  
325.0599.576  
£349



90

Black  
FDF EV8 90 BK  
325.0599.574  
£395



## Hood Features

Installation type  
Version

Rear venting  
Energy class  
Extraction speeds  
Controls  
Remote control  
Charcoal Filter (pg 260)  
Lighting

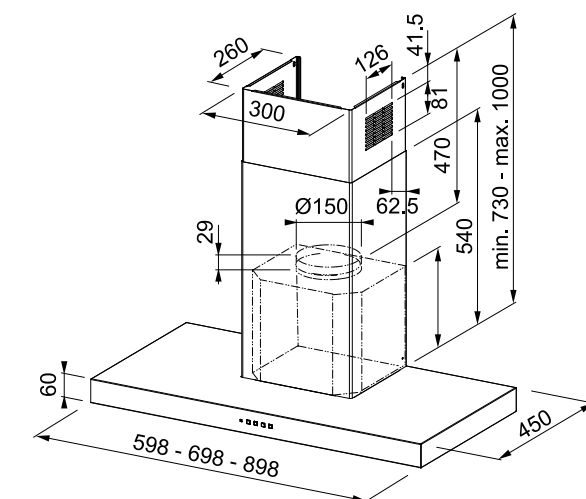
T-Shape Wall  
Recirculating and  
ducted extraction

No  
B  
3+i  
Push Button  
No  
Not Included 112.0016.756  
2 x LED



Speed	Min	Max	Intensive
Air capacity (m³/h)	290	610	710
Input	130	210	250
Noise level (dB)	50	66	69

Chimney kit is included.





Joy

SMART

60

Stainless Steel  
FJO 624 XS  
320.0545.169  
£141



90

Stainless Steel  
FJO 924 XS  
320.0545.172  
£162



**Hood Features**  
Installation type  
Version

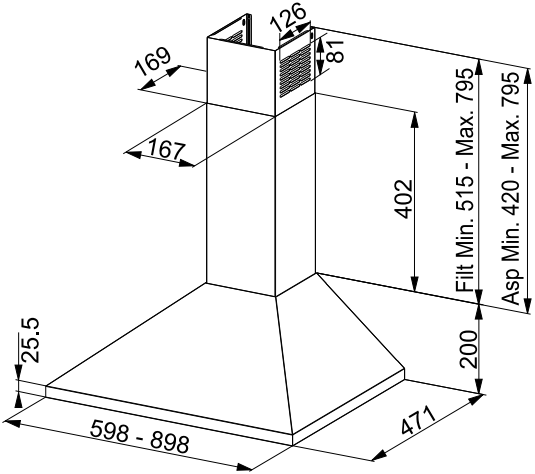
Rear venting  
Energy class  
Extraction speeds  
Controls  
Remote control  
Charcoal Filter (pg 260)  
Lighting

**Chimney Wall**  
**Recirculating and**  
**ducted extraction**  
**No**  
**C**  
**3**  
**Square Push Buttons**  
**No**  
**Not Included 112.0067.942**  
**2 x LED**



Speed	1	2	3
Air capacity (m³/h)	200	270	380
Input	85	95	115
Noise level (dB)	52	58	64

Chimney kit is included.





# Mythos T-Shelf



Stainless Steel /Black  
 FMY BK MATT F180 FRANKE  
 325.0678.073  
**£2875**



## Hood Features

Installation type	Version
-------------------	---------

- Rear venting
- Energy class
- Extraction speeds
- Controls
- Remote control
- Charcoal Filter (pg
- Lighting

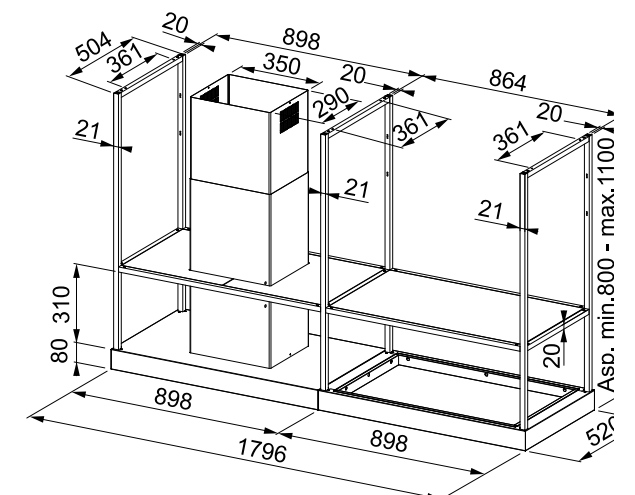
**Island  
Recirculating and  
ducted extraction  
No**

**3+i**  
**Push Button**

**No**  
b) **Included 112.0018.758**  
**2 x LED Bar**



Speed	Min	Max	Intensive
Air capacity (m³/h)	280	600	750
Input	150	240	250
Noise level (dB)	50	66	70



A perfect combination of functionality and beauty. Industrial-styled lines meet smoky glass shelves, resulting in a striking combination of strength and lightness in the look with a perfect 360° use of the hood, thanks to the symmetrical position of the user interface and lights. Two LED light bars, with the dimmer function, help create the perfect atmosphere to serve up delicious dishes.



reddot winner 2022

# Smart Suspended



Stainless Steel  
FSMS 42 SS/BK MATT  
345.0654.870  
£1064



White  
FSMS 42 WH MATT  
345.0654.932  
£1064



Black  
FSMS 42 BK MATT  
345.0654.933  
£1064

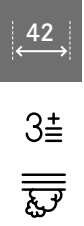
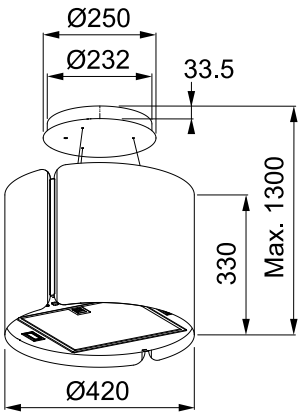
**Hood Features**

Installation type  
Version  
Rear venting  
Energy class  
Extraction speeds  
Controls  
Remote control  
Charcoal Filter (pg 260)  
Lighting

Island  
Recirculating  
No  
A  
3+i  
Push Button  
No  
Included 112.0016.755  
2 x LED



Speed	Min	Max	Intensive
Air capacity (m³/h)	270	580	740
Input	150	240	250
Noise level (dB)	53	66	70





# T-Glass Linear Island



SMART

Stainless Steel  
FGL 925 I XS NP  
325.0590.061  
£687



**Hood Features**  
Installation type  
Version

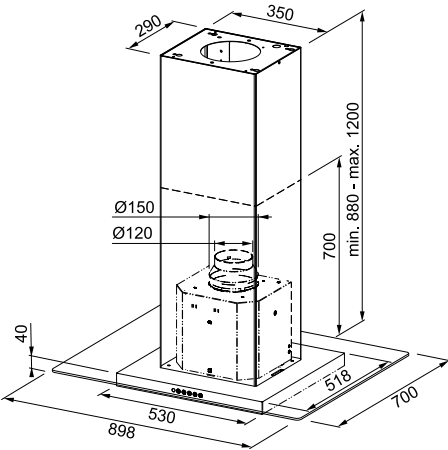
Rear venting  
Energy class  
Extraction speeds  
Controls  
Remote control  
Charcoal Filter (pg 260)  
Lighting

**T-Shape Island**  
**Recirculating and**  
**ducted extraction**  
**No**  
**B**  
**3+i**  
**Push Button**  
**No**  
**Not Included 112.0016.756**  
**4 x LED**



Speed	Min	Max	Intensive
Air capacity (m³/h)	300	600	700
Input	130	210	250
Noise level (dB)	52	67	70

Chimney kit is included.



# Mythos Ceiling Air Hub





# Mythos Ceiling

With K-LINK technology



See pages 251 - 257  
for K-LINK compatible  
induction hobs




**Hood Features**  
Installation type  
Version






Rear venting  
Energy class  
Extraction speeds  
Controls

Remote control  
Charcoal Filter  
Lighting



**Ceiling**  
Recirculating and ducted  
extraction  
No  
A+  
3+2i  
Voice Control, Mobile APP,  
Push Button  
Yes-Included  
Not included 112.0339.360  
1 x LED Bar

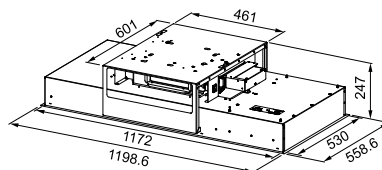


120





White  
FCMY 120C WHG A AH  
350.0679.885  
£1950





Speed	Min	Max	Intensive 2	Intensive 1
Air capacity (m³/h)	190	400	530	700
Input	15	85	220	250
Noise level (dB)	43	60	66	72

For Air Hub technology please see page 202




**Hood Features**  
Installation type  
Version







Rear venting  
Energy class  
Extraction speeds  
Controls

Remote control  
Charcoal Filter  
Lighting

**Ceiling**  
Recirculating and  
ducted extraction  
No  
A+  
3+2i  
Touch, Vocal Control,  
Mobile App  
Push Button  
Yes-Included  
No  
2 x LED Bar





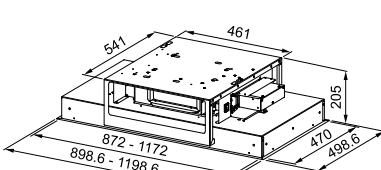
90



Stainless Steel  
FCMY 90 CXS A KL  
350.0705.066  
£1679

White  
FCMY 90 C WHG A 2B  
350.0679.883  
£1715





Speed	Min	Max	Intensive 1	Intensive 2
Air capacity (m³/h)	200	400	520	720
Input	15	85	220	250
Noise level (dB)	43	59	65	72



# AQ Sense Ceiling




Please see page 177 for more information about AQ technology and Alexa


# Maris Ceiling

With K-LINK technology




See pages 251 - 257 for K-LINK compatible induction hobs

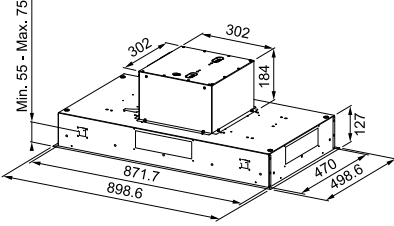




Stainless Steel  
FCAS A90 XS  
350.0657.264  
£1720








REMOTE CONTROL




**Hood Features**  
 Installation type  
 Version  
 Rear venting  
 Energy class  
 Extraction speeds  
 Controls  
 Remote control  
 Charcoal Filter (pg 260)  
 Lighting


**Ceiling**  
**Recirculating and ducted extraction**  
 No  
 A  
 3+i  
**Voice Control, Mobile APP, Push Button**  
**Yes-Included**  
**Not Included**  
 112.0016.755  
 2 x LED


Speed	Min	Max	Intensive
Air capacity (m³/h)	290	610	770
Input	150	240	250
Noise level (dB)	48	63	68

NB: The motor can be fitted as an external motor






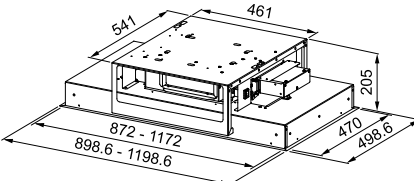
Stainless Steel  
FCMA 90 C XS A KL  
350.0705.070  
£1415



White  
FCMA 90 C WHG A  
350.0679.879  
£1520








REMOTE CONTROL



**Hood Features**  
 Installation type  
 Version  
 Rear venting  
 Energy class  
 Extraction speeds  
 Controls  
 Remote control  
 Charcoal Filter (pg 260)  
 Lighting

**Ceiling**  
**Recirculating and ducted extraction**  
 No  
 A+  
 3+2i  
**Touch, Vocal Control, Mobile App Push Button**  
**Yes-Included**  
**Not Included**  
 112.0339.360  
 6 x LED

Speed	Min	Max	Intensive 2	Intensive 1
Air capacity (m³/h)	200	400	520	720
Input	15	85	220	250
Noise level (dB)	43	59	65	72

212

www.franke.com 213

# Maris Drip Free

No drips, no drama. With K-LINK technology



Franke is proud to present its innovative Drip Free built-in hoods which are all designed to not only remove odours efficiently but also prevent condensation and the formation of water droplets which can drip onto the cooking surface or even food.

### Method to the magic

Drip Free technology combines an increased suction surface along with excellent air flow, and Hood features a special inclined filter to divert condensation drips into a collection tray which can then be easily removed and emptied. The hood's glass visor even extends outwards so edges of cabinets are protected from humidity damage.

Available in the Maris Franke product family.



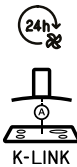
MARIS



Stainless Steel/ Black Glass  
FST DRIP-FREE 60 X/2 KL  
305.0705.074  
£926



Stainless Steel/ Black Glass  
FST DRIP-FREE 90 X/2 KL  
305.0705.073  
£979



#### Hood Features

Installation type  
Version

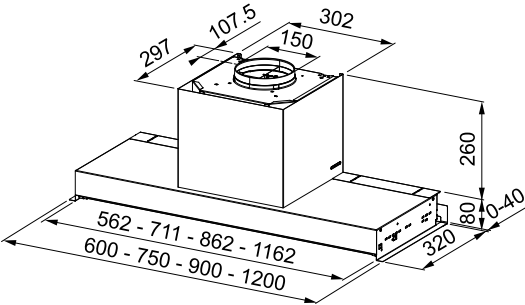
Rear venting  
Energy class  
Extraction speeds  
Controls  
Remote control  
Charcoal Filter (pg 260)

Lighting

**Built-In**  
**Recirculating and**  
**ducted extraction**  
**No**  
**A**  
**3+i**  
**Capacitive Touch**  
**Optional**  
**Not Included**  
**112.0339.624**  
**2 x LED**



Speed	Min	Max	Intensive 1
Air capacity (m³/h)	280	580	710
Input	150	240	250
Noise level (dB)	49	65	69



See pages 251 - 257 for  
K-LINK compatible  
induction hobs





# Box Premium

With K-LINK technology

Minimalistic design with no visible controls and Hood  
Features remote and voice control.



- Alexa compatible
- Flush mounted
- 24 hour circulation mode
- 30 minute delay mode
- Grease filter alarm
- Adjustable light intensity
- Adjustable light temperature

MYTHOS



Stainless Steel  
FBFP XS A52 KL  
305.0665.368  
£645

**Hood Features**  
Installation type  
Version

Rear venting  
Energy class  
Extraction speeds  
Controls

Remote control  
Charcoal Filter (pg 260)  
Lighting

**Built-In  
Recirculating and  
ducted extraction**  
**No**  
**B**  
**3+i**  
**Voice Control, Mobile APP,  
Push Buttons**  
**Yes**  
**Not Included 112.0016.755**  
**LED Bar**



Speed	Min	Max	Intensive
Air capacity (m³/h)	260	580	670
Input	150	240	250
Noise level (dB)	54	66	69



Stainless Steel  
FBFP XS A70 KL  
305.0665.369  
£688

**Hood Features**  
Installation type  
Version

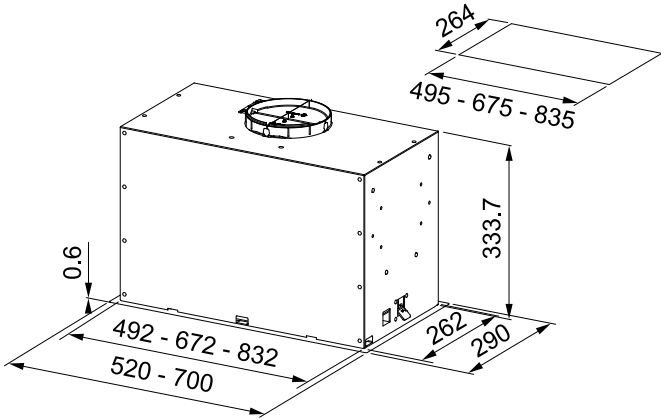
Rear venting  
Energy class  
Extraction speeds  
Controls

Remote control  
Charcoal Filter (pg 260)  
Lighting

**Built-In  
Recirculating and  
ducted extraction**  
**No**  
**A**  
**3+i**  
**Voice Control, Mobile APP  
Push Buttons**  
**Yes**  
**Not Included 112.0016.755**  
**2 x LED Bar**



Speed	Min	Max	Intensive
Air capacity (m³/h)	290	610	720
Input	150	240	250
Noise level (dB)	47	64	68



See pages 251 - 257  
for K-LINK compatible  
induction hobs

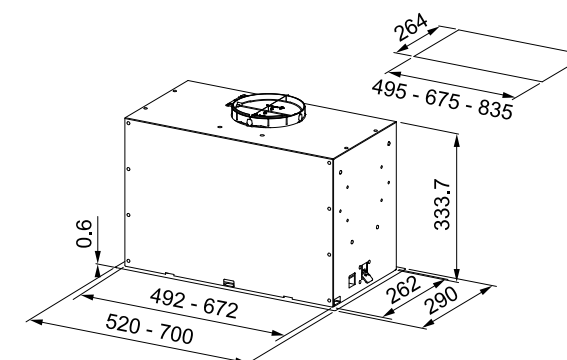


**B**

**B**  $\begin{matrix} A^+ \\ \uparrow \\ D \end{matrix}$

Speed	Min	Max	Intensive
Air capacity (m³/h)	280	540	620
Input W	130	210	240
Noise level (dB)	47	64	67

Speed	Min	Max	Intensive
Air capacity (m³/h)	280	570	670
Input W	130	210	250
Noise level (dB)	47	63	66





# Integrata



SMART

60

Aluminium/Grey  
FFI 622 GR/2  
310.0518.755  
£321

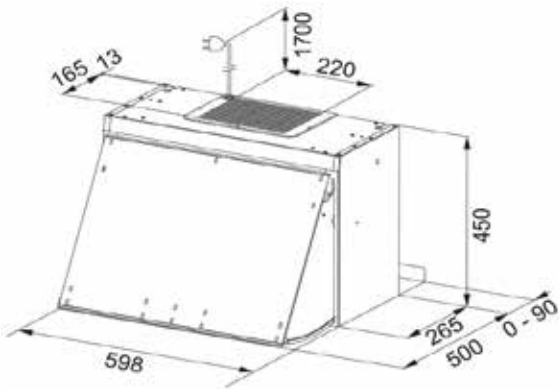


### Hood Features

Installation type	Built-In
Version	Recirculating and ducted extraction
Rear venting	No
Energy class	C
Extraction speeds	3
Controls	Slider
Remote control	No
Charcoal Filter (pg 260)	Not Included 112.0016.755
Lighting	2 x LED



Speed	1	2	3
Air capacity (m³/h)	250	390	580
Input	80	105	160
Noise level (dB)	46	54	62



# Appliances Overview

MYTHOS

MARIS

SMART

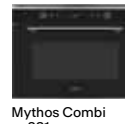
## Oven Overview




Mythos Steam  
p. 227



Mythos Pyrolytic  
p. 229



Mythos Combi  
p. 231



Mythos Warming Drawer  
p. 231



Maris Pyrolytic  
p. 233



Maris  
p. 235



Maris Combi Oven  
p. 236




Mythos Gas on Glass  
p. 245



Maris Gas on Metal  
p. 249

## Hobs Induction



Mythos Induction K-LINK  
p. 251



Mythos Masterpiece Induction  
p. 253



Mythos Induction  
p. 255



Maris Induction  
p. 257

## Coffee Machines Wine Cooler



Mythos Coffee Machine  
p. 238



Accessory Drawer  
p. 239



Mythos Wine Cooler  
p. 241



Accessory Drawer  
p. 241





# Ovens



Mythos Steam	226
Mythos Pyrolytic	228
Mythos Combi	230
Maris Pyrolytic	232
Maris	234
Maris Combi Oven	236
Mythos Coffee Machine	238
Mythos Wine Cooler	240





reddot winner 2021

# Mythos Steam



**2**  
YEARS

GUARANTEE

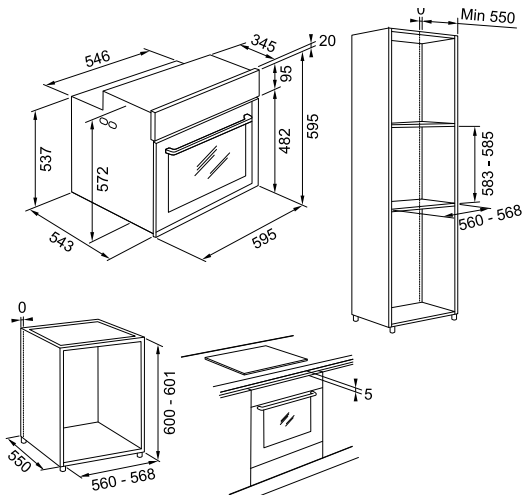
**Mythos Steam**  
**FMY 99 HS XS**  
116.0613.706  
**£1690**

**FMY 99 HS BK**  
116.0613.707  
**£1740**

**Accessory: Descaler Kit**  
112.0639.719  
**£12**



Type: **Multifunction**  
Energy efficiency class: **A+**  
Maximum cavity capacity: **73 lt**  
Control panel: **Display is TFT full touch in colours**  
Number of functions: **19**  
Cookassist: **60**  
Special functions: **15**  
Door: **Smooth2close**  
Inner door: **Full glass**  
Guides: **1 telescopic guide**  
Equipment: **2 grids, 1 tray, 1 steam tray, 1 deep tray**  
Notes: **Steam cleaning system**



### A steamy solution

The special new steam function allows you to cook more calorie-conscious food, with no loss of flavour. And with the large internal capacity you'll have more space to steam or bake different dishes at the same time. Includes 1.5L water tank



### Telescopic Guides

Taking a hot baking tray from the oven is not an easy task. You can customise your oven and add guides as an accessory on as many levels as you want.



### Smooth2Close System

The door of the Mythos oven closes softly, silently and precisely.



# Mythos Pyrolytic



MYTHOS


**2**  
YEARS  
GUARANTEE

**Mythos Pyrolytic  
Touch  
FMY 99 P XS**  
116.0613.708  
£1080

**FMY 99 P BK**  
116.0613.709  
£1115



Type: **Multifunction**  
Energy efficiency class: **A+**  
Maximum cavity capacity: **73 lt**  
Control panel: **Display is TFT full touch in colours**  
Number of functions: **10**  
Cookassist: **42**  
Functions: **17**  
Special functions: **15**  
Door: **Smooth2close**  
Inner door: **Full glass**  
Guides: **1 telescopic guide**  
Equipment: **2 grids, 1 tray, 1 deep tray**  
Notes: **Pyrolytic self-cleaning system**



MYTHOS

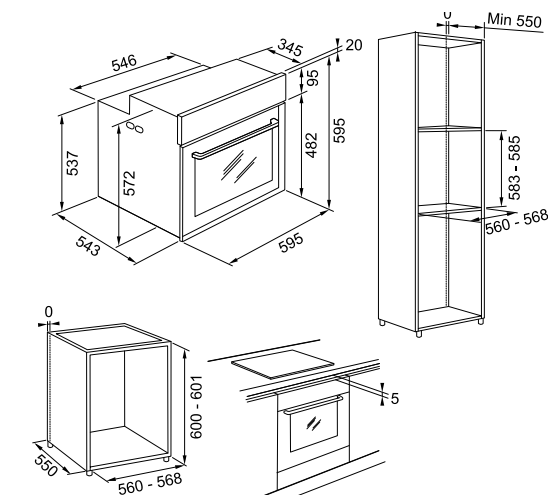
**2**  
YEARS  
GUARANTEE

**Mythos Pyrolytic  
FMY 98 P XS**  
116.0606.101  
£930

**FMY 98 P BK**  
116.0606.102  
£970



Type: **Multifunction**  
Energy efficiency class: **A+**  
Maximum cavity capacity: **73 lt**  
Control panel: **white LCD display and push-pull knobs**  
Number of functions: **10**  
Cookassist: **9**  
Door: **Smooth2close**  
Inner door: **Full glass**  
Guides: **1 telescopic guide**  
Equipment: **2 grids, 1 tray, 1 deep tray**  
Notes: **Pyrolytic self-cleaning system**



# Mythos Combi



MYTHOS

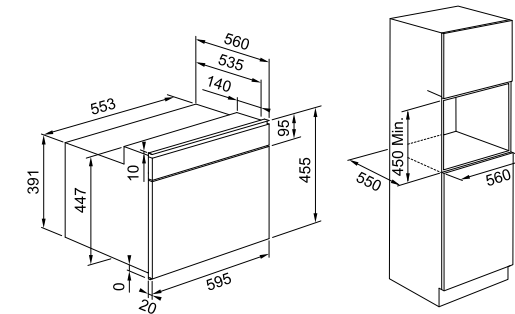
2  
YEARS  
GUARANTEE

Mythos Combi  
FMY 45 MW  
131.0606.105  
£1240

FMY 45 MW  
131.0632.660  
£1280



Type: **Combi Microwave**  
Maximum cavity capacity: **40 lt**  
Control panel: **Push-Pull Knobs with LCD Display**  
Number of functions: **9**  
Cookassist: **10**  
Functions: **9**  
Special functions: **7**  
Door: **Smooth2close**  
Inner door: **Full glass**  
Guides: **N/A**  
Equipment: **Glass turn table, grill grid, steam box container, baking tray, cover plate**



MYTHOS

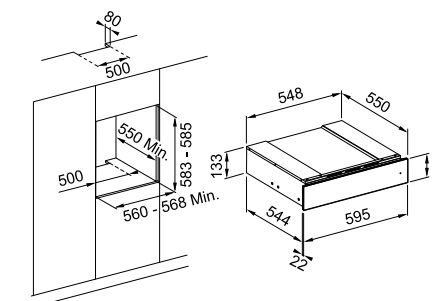
2  
YEARS  
GUARANTEE

Mythos Warming Drawer  
FMY 14 DRW XS  
131.0611.212  
£560

FMY 14 P DRW BK  
131.0640.710  
£580



Cavity Capacity: **16 lt**  
Load Capacity: **25kg**





# Maris Pyrolytic

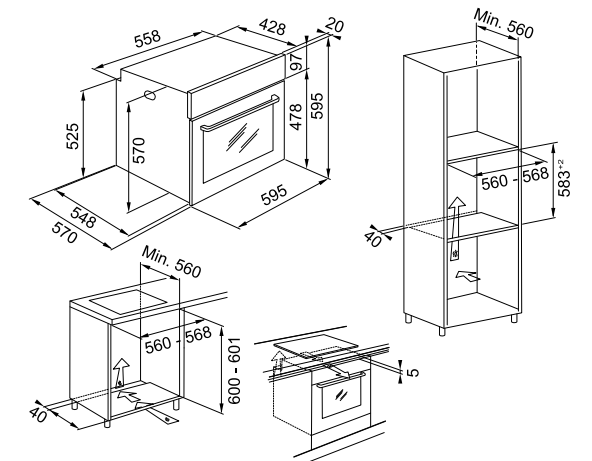
MARIS

**2**  
YEARS  
GUARANTEE

**FMA 97 P XS**  
116.0606.100  
**£820**



Type: **Multifunction**  
Energy efficiency class: **A+**  
Maximum cavity capacity: **71 lt**  
Control panel: **White LED display with push-pull knobs**  
Number of functions: **9**  
Door: **Smooth2close**  
Inner door: **Full glass**  
Equipment: **2 wire shelves (1 level partial), 1 baking tray, 1 deep tray**  
Notes: **Pyrolytic self-cleaning system**



# Maris



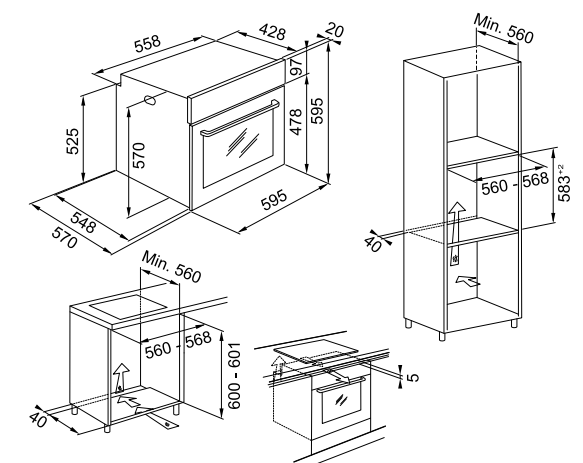
MARIS

**2**  
YEARS  
GUARANTEE

**Maris**  
**FMA 86 H XS**  
116.0606.097  
**£695**



Type: **Multifunction**  
Energy efficiency class: **A**  
Maximum cavity capacity: **71 lt**  
Control panel: **Digital white display with protruding knobs**  
Number of functions: **8**  
Door: **Smooth2close**  
Inner door: **Full glass**  
Equipment: **2 wire shelves (sliding shelves optional), 1 baking tray, 1 deep tray**  
Notes: **Steam cleaning system**





# Maris Combi Oven

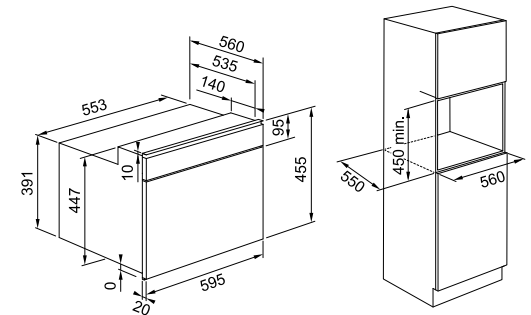
MARIS

**2**  
YEARS  
GUARANTEE

**Maris**  
**FMA 45 MW XS**  
131.0606.104  
**£1150**



Type: **Multifunction**  
Maximum cavity capacity: **40 lt**  
Control panel: **LED white display with push-pull knobs**  
Number of functions: **7**  
Door: **Smooth2close**  
Inner door: **Full glass**  
Equipment: **360° Glass turntable, 1 wire shelf, 1 baking tray, 1 coverplate**





MYTHOS



Stainless Steel

**Mythos Coffee Machine  
FMY 45 CM XS**  
131.0627.473  
**£2350**

**2  
YEARS**  
GUARANTEE

**Accessory: Descaler Kit**  
112.0639.719  
**£12**

**Features:**  
Electronic Touch, White display  
Capacity of Water Tank: 1.8 Litres  
Capacity of Coffee Beans drawer: 200g  
N° of cup: 1 or 2



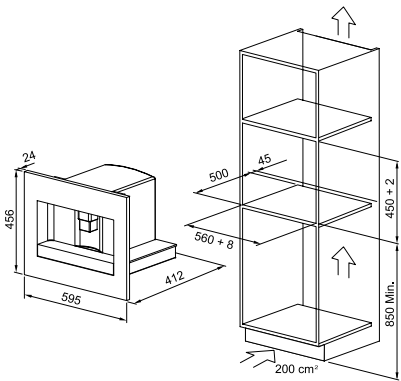
Black

**Mythos Coffee Machine  
FMY 45 CM BK**  
131.0682.091  
**£2378**

**2  
YEARS**  
GUARANTEE

**Accessory: Descaler Kit**  
112.0639.719  
**£12**

**Features:**  
Electronic Touch, White display  
Capacity of Water Tank: 1.8 Litres  
Capacity of Coffee Beans drawer: 200g  
N° of cup: 1 or 2



# Accessory Drawer



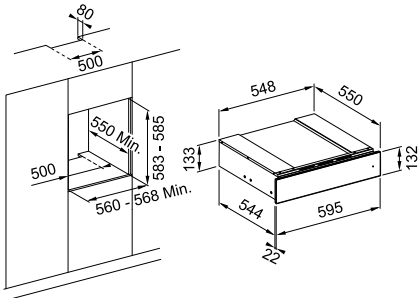
**Mythos Coffee Machine Accessory Drawer  
FMY CMD XS**  
131.0691.007  
**£684**

**2  
YEARS**  
GUARANTEE



**Mythos Coffee Machine Accessory Drawer  
FMY CMD BK**  
131.0694.163  
**£692**

**2  
YEARS**  
GUARANTEE



Coffee  
Accessories  
Kit







The ideal storing environment for your wine collection which integrates into the beauty of your own kitchen. The optimal conditions usually exclusively guaranteed by an underground cellar are now akin of those our Mythos Wine Cooler can provide, with the noticeable advantage of offering you the chance to have up to 24 of your favourite bottles always at hand.

### A Wine Cooler like no other

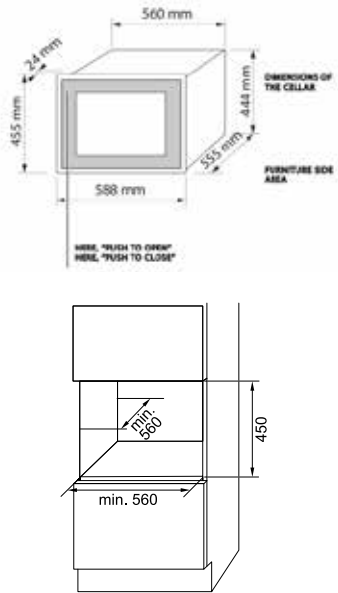
The Mythos Wine Cooler temperature can be set from 4° to 18°, ensuring your wine collection is maintained to perfection. Keeping the characteristics of your wine intact, the Anti-UV glass filters enough light through to ensure optimal preservation. The electronic display allows the temperature to be visable at all times and the LED light perfectly highlights every detail, while the 3 sliding premium oak built-in shelves bring elegance to your wine collection.



Stainless Steel

**Mythos Wine Cooler**  
**FMY 24 WCR XS UK**  
 131.0690.765  
**£2300**  
**2 YEARS**  
 GUARANTEE

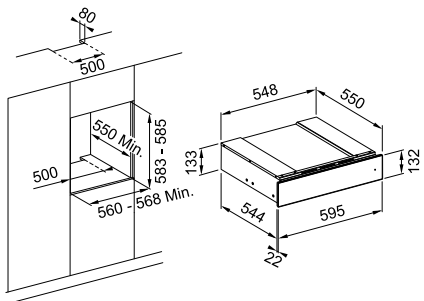
- Features:**  
 24 bottle capacity  
 Push-Push lateral door opening  
 3 sliding shelves  
 Shelves in oak wood  
 Temperature range: 4° - 18°  
 Internal electronic display  
 LED light  
 Anti-UV glass



## Accessory Drawer



**Mythos Wine Cooler Accessory Drawer**  
**FMY 14 WCRD XS**  
 131.0691.006  
**£684**  
**2 YEARS**  
 GUARANTEE



1. Blade corkscrew
2. Foil cutter
3. Wing corkscrew
4. Sommelier corkscrew
5. Wine drip ring
6. Champagne bottle cap
7. Wine pourer cap
8. Wine aerator pourer
9. Champagne opener

Wine Accessories Kit



# Gas

# Hobs



- 244 Mythos Gas Hobs
- 246 Maris Gas on Metal





# Mythos

## Gas Hobs



MYTHOS

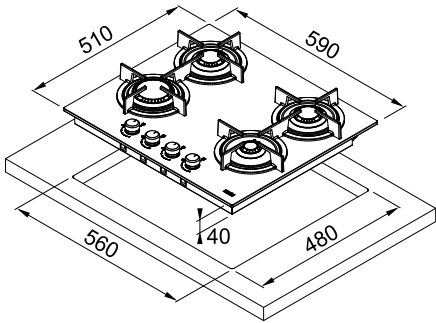
2  
YEARS  
GUARANTEE



2  
YEARS  
GUARANTEE

**FHCR 604 4G HE BK C**  
106.0374.280  
**£650**

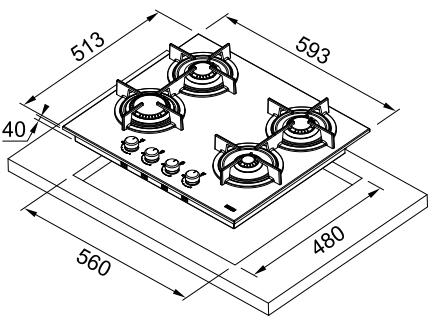
Type: Gas on Glass  
Width 60cm  
Burner/Heating zones 4  
Cast iron grilles  
Integrated electronic ignition  
Safety valve



2  
YEARS  
GUARANTEE

**FHCR 604 4G HE XA C**  
106.0496.075  
**£1000**

Type: Gas on Stainless Steel  
Width 60cm  
Burner/Heating zones 4  
Cast iron grilles  
Integrated electronic ignition  
Safety valve

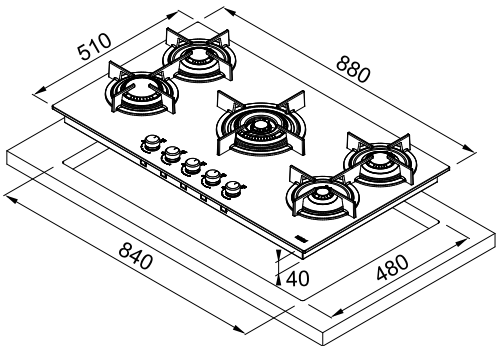


MYTHOS

2  
YEARS  
GUARANTEE

**FHCR 905 4G TC HE BK C**  
106.0374.288  
**£850**

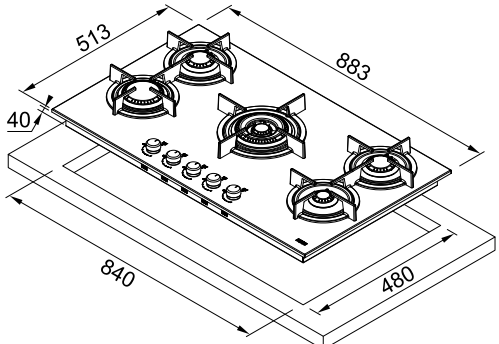
Type: Gas on Glass  
Width 88cm  
Burner/Heating zones 5  
Cast iron grilles  
Dual crown  
Integrated electronic ignition  
Safety valve



2  
YEARS  
GUARANTEE

**FHCR 905 4G HE XA C**  
106.0496.077  
**£1285**

Type: Gas on Stainless Steel  
Width 88cm  
Burner/Heating zones 5  
Cast iron grilles  
Dual crown  
Integrated electronic ignition  
Safety valve



# Maris

## Gas on Metal



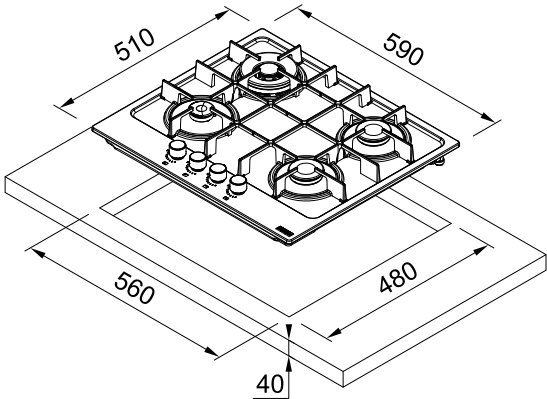
MARIS




**2**  
YEARS  
GUARANTEE

**FHMA 604 DC MB C**  
106.0670.112  
£615

Type: Gas on Metal  
Width 60cm  
Burner/Heating zones 4  
Cast iron grilles  
Dual crown  
Integrated electronic ignition  
Safety valve



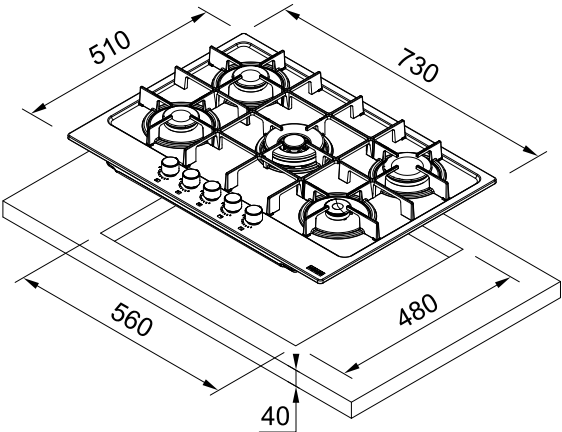
MARIS



**2**  
YEARS  
GUARANTEE

**FHMA 755 4G DC MB C**  
106.0670.113  
£715

Type: Gas on Metal  
Width 73cm  
Burner/Heating zones 5  
Cast iron grilles  
Dual crown  
Integrated electronic ignition  
Safety valve






# Induction

# Hobs



Mythos K-Link induction	250
Mythos Masterpiece induction	252
Mythos Induction	254
Maris induction	256

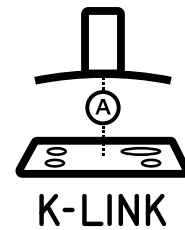


# Mythos

## K-LINK

# Induction Hob

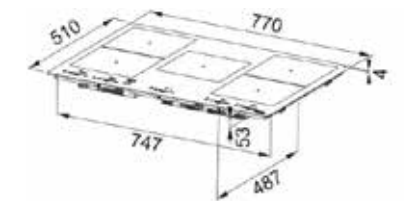
Matt Black for durability and timeless elegance



Experience a connected and long-lasting kitchen with the Mythos K-Link Induction Hob in a stunning matt black finish. The unique matt surface effectively reduces 5 times visibility of scratches compared to standard glass. It not only reduces the appearance of scratches and fingerprints but also allows for more efficient cleaning.



Type: **Electric**  
 Technology: **Induction**  
 Cut out: **747x510mm**  
 Slider Controls: **Individual sliders**  
 Digit colour: **White**  
 Central Controls: **N/A**  
 Auto Cook: **Keep warm, melting function**  
 Fitting: **Frameless**  
 Flex Zone Areas: **2**  
 Total Power: **7.4kW**



Matt Black  
 FMY 805 I F KL MB  
 108.0733.617  
**£1899**

### Seamless Connectivity

Embrace unparalleled convenience thanks to K-Link connectivity, a seamless integration that synchronises your hob with selected Franke hoods, automatically optimising ventilation and freeing you from manual adjustments. Elevate your cooking experience to one of effortless sophistication, craft an elegant, enduring, and intelligent space with the Franke Mythos K-Link Hob in its matt black finish.

### Durability

This hob is designed with a unique matt texture that limits the visibility of scratches by five times when compared to standard glass. It not only diminishes the appearance of scratches and fingerprints but also allows for faster cleaning than typical surfaces. It includes five cooking zones, featuring two Flexi zones, all of which are conveniently controlled through dedicated touch sliders with premium white digits.





# Mythos Masterpiece Hobs

The art of precision cooking



Discover a new era of kitchen design, with Franke Mythos Masterpiece Hobs. Thoughtfully designed with a sleek, minimalistic look and available in three striking colours: Anthracite, Gold and Copper, perfectly complementing the Mythos Masterpiece collection.

MYTHOS

NEW

2 YEARS  
GUARANTEE

800

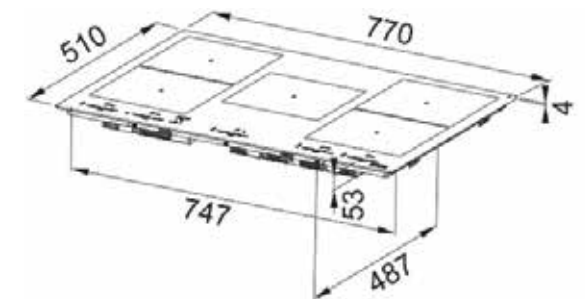


Type: **Electric**  
Technology: **Induction**  
Cut out: **770x510mm**  
Slider Controls: **Individual sliders**  
Digit colour: **White**  
Central Controls: **N/A**  
Auto Cook: **Keep warm, melting function**  
Fitting: **Frameless**  
Flex Zone Areas: **2 plus 1 single ring**  
Total Power: **7.4kW**

Anthracite  
FMY 805 I F KL AN  
108.0735.487  
**£1849**

Copper  
FMY 805 I F KL CP  
108.0735.485  
**£1849**

Gold  
FMY 805 I F KL GD  
108.0735.486  
**£1849**



# Mythos Induction

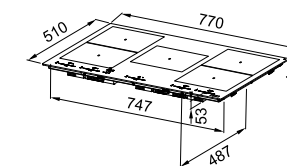



MYTHOS

2 YEARS  
GUARANTEE

800

■ FMY 805 I F KL BK  
108.0704.932  
£1710



## Seamless Connectivity

Embrace unparalleled convenience thanks to K-Link connectivity, a seamless integration that synchronises your hob with selected Franke hoods, automatically optimising ventilation and freeing you from manual adjustments.

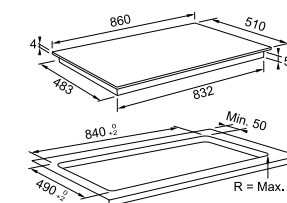

Type: **Electric**  
Technology: **Induction**  
Cut out: **747x510mm**  
Slider Controls: **Individual sliders**  
Digit colour: **White**  
Central Controls: **N/A**  
Special Functionsk: **Keep warm, melting function**  
Fitting: **Frameless**  
Flex Zone Areas: **2 plus 1 single ring**  
Total Power: **7.4kW**

MYTHOS

2 YEARS  
GUARANTEE

900

■ FMY 906 I FP BK  
108.0675.431  
£1485

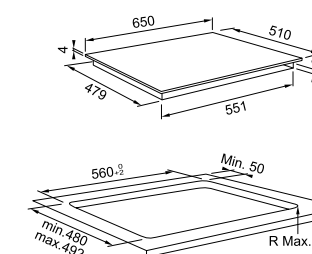



Type: **Electric**  
Technology: **Induction**  
Cut out: **832x483mm**  
Slider Controls: **LCD text assisted displays with slider**  
Digit colour: **White**  
Central Controls: **LCD text assisted displays**  
Auto Cook: **Full auto cook in chef area with cooking menu**  
Cook Assist: **EasyCook, ProCook and FlexPro.**  
Special Features include: **Melting, Simmering, Boiling, Pan frying, grilling and Moka**  
Fitting: **Frameless**  
Flex Zone Areas: **1 full pro-flex plus 2 single rings**  
Total Power: **11kW**

MYTHOS

600

■ FMY 658 I FP  
108.0613.587  
£1215



Type: **Electric**  
Technology: **Induction**  
Cut out: **551x479mm**  
Slider Controls: **LCD text assisted displays with slider**  
Digit colour: **White**  
Central Controls: **LCD text assisted displays**  
Auto Cook: **Full auto cook in chef area with cooking menu**  
Cook Assist: **EasyCook, ProCook and FlexPro.**  
Special Features include: **Melting, Simmering, Boiling, Pan frying, grilling and Moka**  
Fitting: **Frameless**  
Flex Zone Areas: **1 full pro-flex**  
Total Power: **7.4kW**



# Maris Induction



MARIS

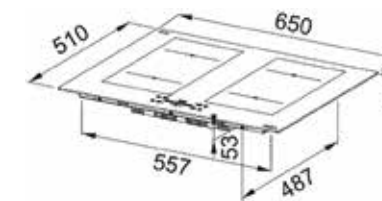
**2**  
YEARS  
GUARANTEE

600  
↔



Type: **Electric**  
Technology: **Induction**  
Cut out: **557x487mm**  
Slider Controls: **No**  
Digit colour: **Red**  
Central Controls: **Touch control**  
Auto Cook: **4 auto cook-melting, boiling, simmering, keep warm**  
Fitting: **Frameless**  
Flex Zone Areas: **2 flex**  
Total Power: **7.4kW**


**FMA 654 I F KL BK**  
108.0704.935  
**£784**



MARIS

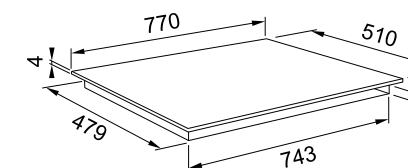
**2**  
YEARS  
GUARANTEE

800  
↔



Type: **Electric**  
Technology: **Induction**  
Cut out: **743x479mm**  
Slider Controls: **No**  
Digit colour: **Red**  
Central Controls: **Touch control**  
Auto Cook: **4 auto cook-melting, boiling, simmering, keep warm**  
Fitting: **Frameless**  
Flex Zone Areas: **1 flex and 2 single rings**  
Total Power: **7.2kW**

**FMA 804 I F BK**  
108.0606.112  
**£610**



# Waste



- 260 Additional Accessories
- 261 Waste Sorter Bins
- 262 Waste Disposal Units



# Management System



# Additional Accessories

## Franke innovation doesn't end with sinks and taps.

We strive to make your life easier in every aspect of your kitchen with a range of convenient and practical kitchen solutions. From dealing with unsightly household waste in a hygienic manner to effortlessly sorting waste for recycling, they are designed to save time and to incorporate kitchen essentials discreetly into kitchen units, so that you can maintain a clean, uncluttered kitchen.



### Tap Brace

Connects the tap to the worktop for extra support. Variable collar fits on any model of tap. Can be used on any stainless steel inset sink.

FUN 133.0026.896  
£19



### Waste Bin

Inset stainless steel system with a 12 litre polyethylene container. Sits flush with worktop with cover to keep odours sealed inside.

FUN 134.0035.042  
£350



### Waste Disposal Unit Extended Flange

An extended flange is available from service agents at extra cost if required when fitting to ceramic sinks.

#### Please note:

Overflow connector required when fitting WDU in main bowl

FUN 112.0489.809  
£49

**Note:** WDU Chrome Airswitch Button supplied with all Continuous Feed Waste Disposal models. Decor Steel and Matt Black Airswitch Button now available as a spare from [www.central-servicesuk.co.uk](http://www.central-servicesuk.co.uk)  
FUN 133.0573.849  
£30

# Hoods Accessories

**Carbon Filters:** These increase filtration efficiency and are required on all recycling hood units. Used to catch unwanted odours, they are supplied in either circular or square format, depending on the model of your hood. Please check models for correct configuration.

FILTER	FUN NUMBER	RRP (Inc. VAT)
A	112.0339.360	£112
B	112.0016.755	£27
C	112.0543.478	£267
D	112.0016.756	£27
E	112.0512.466	£31
F	112.0547.940	£336
G	112.0548.447	£178
H	112.0548.448	£229
I	112.0262.703	£243
J	112.0542.064	£58
K	112.0470.631	£52
L	112.0067.942	£27
M	112.0017.979	£27
N	112.0684.123	£42
O	112.0735.432	£249

### Hood Remote Control

PRODUCT	FUN NUMBER	RRP (Inc. VAT)
Optional Remote Control	112.0676.783	£61

Chimneys for:  
Mythos Per Pro  
Maris Matt Pro  
Mythos Vertical Pro  
Maris Vertical Pro



112.0683.832 £132



112.0683.833 £105

Chimney for:  
Mythos Masterpiece Wall  
BK EXTRA MATT



112.0729.975 £125

# Waste Sorter Bins

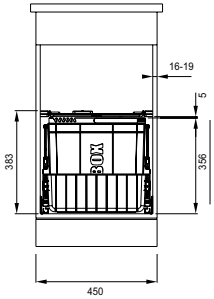


Fitting neatly into most standard cabinets, Franke Waste Sorters feature separate plastic containers to sort domestic waste into different categories such as food, cans, plastic and paper. A lid closes over the bins to contain any odours. Franke Waste Sorters are the convenient alternative to the conventional waste bin.

## Standard door systems

The Franke 300 Series Sorter Systems are a useful addition to any kitchen with standard doors, fitting neatly into 450mm and 600mm kitchen base units. Each bin has a handle that can also be used to secure waste bags. The roll-out carrier is fully waterproof, simple to dismantle and easy to clean.

### MARIS

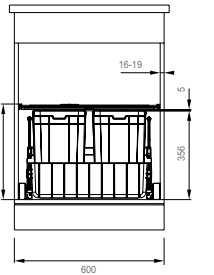


2 YEARS  
GUARANTEE

**Sorter 300-45 Duo**  
Minimum Cabinet Width 450mm  
Bin 2x22L

FUN 121.0150.144  
£372

### MARIS

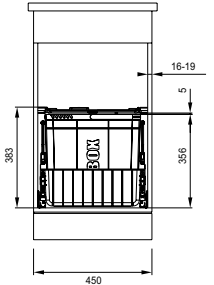


2 YEARS  
GUARANTEE

**Sorter 300-60 Duo**  
Minimum Cabinet Width 600mm  
Bin 2x22L

FUN 121.0150.143  
£387

### MARIS

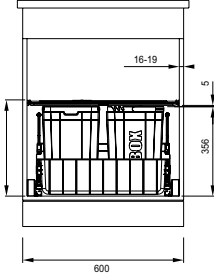


2 YEARS  
GUARANTEE

**Sorter 300-45 Trio**  
Minimum Cabinet Width 450mm  
Bin 1x22L 2x10L

FUN 121.0150.145  
£387

### MARIS



2 YEARS  
GUARANTEE

**Sorter 300-45 Trio**  
Minimum Cabinet Width 600mm  
Bin 1x22L 2x10L

FUN 121.0150.146  
£402

# Elite Slimline Food Waste Disposers

Cook like a chef, grind like a master



Clean up after mealtimes as skillfully as you prepare them thanks to the new Franke Elite Slimline range of food waste disposers. Each is designed to be a daily family assistant, helping to manage food waste easily, reduce risk of germs and odours, and offer a more sustainable approach to everyday kitchen life.



## A powerful performance

Thanks to innovative Twist Force technology that offers exceptional grinding power, you can expect fast and efficient results without jamming. A hygiene safeguard also fights against the growth of bacteria and unpleasant odours with its antimicrobial protection.

## Details that deliver

Each waste disposer features a high-flow splash guard ensuring the grinding chamber is left clean, Sound Soft Technology for noise reduction, and a strong Magnetic Rim on selected models to attract kitchen utensils and other miscellaneous metal objects.



## Elegance under the sink

Thanks to a 3-Bolt Mounting System that makes it compatible with all Franke sinks and bowls that feature a 3 1/2" waste hole, and an elegant-shelled body which is designed to save maximum space underneath the sink, each Elite Slimline Waste Disposer is a refreshing piece of Franke innovation that is a welcome addition to any kitchen.



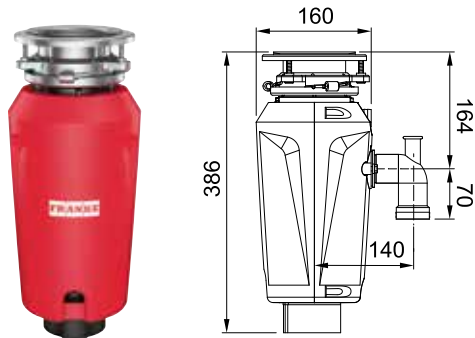


# Meet the range

## SLIM 125

1.25 HP Disposer  
134.0715.435  
£600

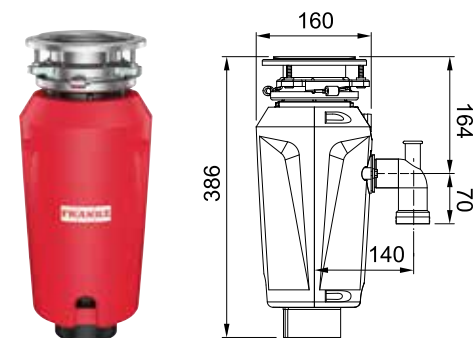
Horsepower: 1 1/4 • Feed: Continuous • RPM: 2800 • Hygiene Safeguard Flange • Sound Softening Insulated Shell • Stainless Steel Grinding Chamber • Twist Force Balanced Grinding Sytem • Jam Resistant • Cast Impellers • Antimicrobial Removable Splash Guard • Magnetic Rim • 3-Bolt installation • Integrated Air Switch Connection



## SLIM 100

1 HP Disposer  
134.0715.436  
£538

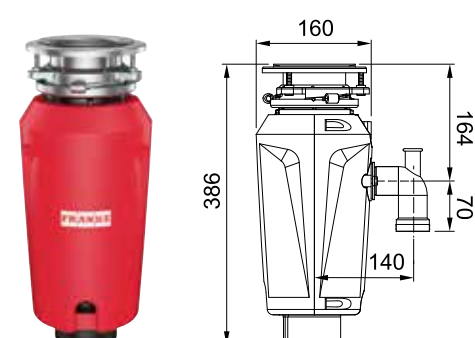
Horsepower: 1 • Feed: Continuous • RPM: 2750 • Hygiene Safeguard Flange • Sound Softening Insulated Shell • Stainless Steel Grinding Chamber • Twist Force Balanced Grinding Sytem • Jam Resistant • Cast Impellers • Antimicrobial Removable Splash Guard • Magnetic Rim • 3-Bolt installation • Integrated Air Switch Connection



## SLIM 75

0.75 HP Disposer  
134.0715.437  
£484

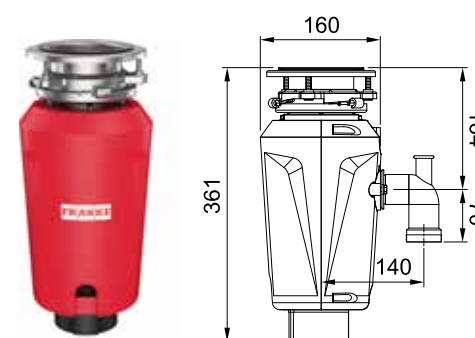
Horsepower: 3/4 • Feed: Continuous • RPM: 2700 • Hygiene Safeguard Flange • Sound Softening Insulated Shell • Stainless Steel Grinding Chamber • Twist Force Balanced Grinding Sytem • Jam Resistant • Cast Impellers • Antimicrobial Removable Splash Guard • 3-Bolt installation • Integrated Air Switch Connection



## SLIM 50

0.50 HP Disposer  
134.0715.439  
£384

Horsepower: 1/2 • Feed: Continuous • RPM: 2600 • Hygiene Safeguard Flange • Stainless Steel Grinding Chamber • Twist Force Balanced Grinding Sytem • Jam Resistant • Stamped Impellers • Antimicrobial Removable Splash Guard • 3-Bolt installation • Sound Softening Insulated Shell • Integrated Air Switch Connection




# Specification Guide

DESCRIPTION	SLIM 125 134.0715.435	SLIM 100 134.0715.436	SLIM 75 134.0715.437	SLIM 50 134.0715.439
Motor	2800 rpm Jam-Resistant DC motor	2750 rpm Jam-Resistant DC motor	2700 rpm Jam-resistant DC motor	2600 rpm Jam-resistant DC motor
Feed Type	Continous	Continous	Continous	Continous
Sound Feature	Sound Softening Technology	Sound Softening Technology	Sound Softening Technology	Sound Softening Technology
Grind Feature	TwistForce Grinding	TwistForce Grinding	TwistForce Grinding	TwistForce Grinding
Hygiene Feature	Hygiene Safeguard	Hygiene Safeguard	Hygiene Safeguard	Hygiene Safeguard
Sink Baffle	Antimicrobial Removable Splashguard	Antimicrobial Removable Splashguard	Antimicrobial Removable Splashguard	Antimicrobial Removable Splashguard
Integrated Air Switch Connection	Yes	Yes	Yes	Yes
Septic Approved	Yes	Yes	Yes	Yes
Chamber Size	0.86 litres	0.86 litres	0.86 litres	0.86 litres
Magnetic Rim	Yes	Yes	No	No

## Air Switch Colours

Available to purchase from Central Services:  
[www.central-servicesuk.co.uk](http://www.central-servicesuk.co.uk)





268 All-In  
269 Andy Chef



# Kitchen

# Solutions

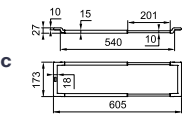


# It all comes together with ALL IN

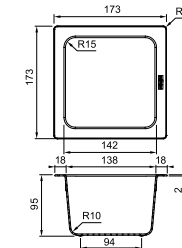
# Andy Chef for Franke Box



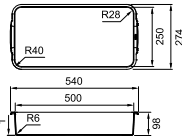
Inox telescopic bridge



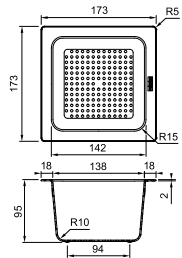
Small collector bowl



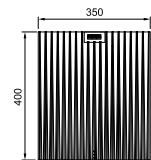
Storage box



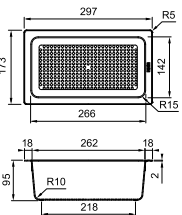
Small strainer bowl



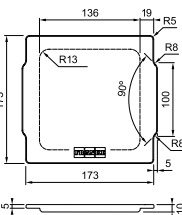
Foldable silicone pad




Large strainer bowl



Wooden bowl lid



Wooden chopping board



MARIS

1  
YEAR  
GUARANTEE

Stainless  
Steel

Andy Chef  
112.0619.946  
£327

Accessories included



Stainless Steel  
Cover



Stainless Steel  
Bowl

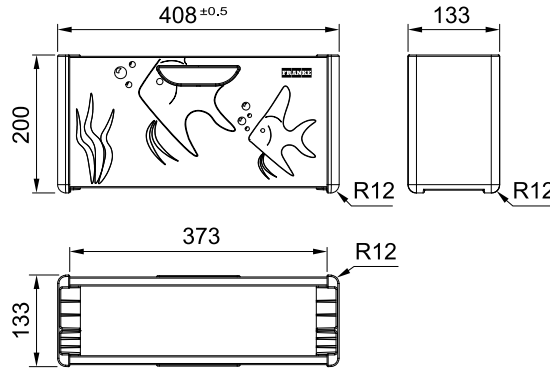


Wood Chopping  
Board



Multifunctional  
Knife

Dimensions **408x200x133mm**  
Elements:  
**Accessory holder in stainless steel**  
**Walnut Wooden Chopping Board**  
**Stainless Steel Strainer Bowl**  
**Multi-functional Chef's Knife**  
Note: Compatible with all Franke Box sinks



All-In is compatible with the following sinks:  
Antea AZG, Argos AGX, Basis BFG, Centro CNG, Largo LAX, Maris MRG, Maris MRX and Neptune NEX




























# Technical Specific ations

272	Sinks
278	Taps
282	Extractor Hobs
283	Hoods
288	Appliances




























		Dimensions (mm)					Installation						
Stainless Steel Undermount Bowls		Family	Cabinet Size	Overall Size	Bowl Size(s)	Cut Out Size cr= Corner Radius	Inset	Undermount	Belfast	Plumbing Kit	Finish & Colour Options	FUN Number	Price
Box BXX 110 16		Maris	300	200 x 450	160 x 410 x 140	Utilise template		●		S1	Matt Brushed	127.0371.512	£376
Box BXX 110 40		Maris	500	440 x 450	400 x 410 x 200	Utilise template		●		S1	Matt Brushed	127.0369.215	£425
Box BXX 110 50		Maris	600	540 x 450	500 x 410 x 200	Utilise template		●		S1	Matt Brushed	127.0369.282	£452
Box BXX 110 54		Maris	600	580 x 450	540 x 410 x 200	Utilise template		●		S1	Matt Brushed	127.0371.513	£465
Box BXX 110 68		Maris	800	725 x 450	685 x 410 x 200	Utilise template		●		S1	Matt Brushed	127.0369.284	£513
Box BXX 160 34-16		Maris	600	560 x 450	340 x 410 x 200 160 x 410 x 140	Utilise template		●		S2	Matt Brushed	LHSB 127.0369.916	£605
Box Center BWX 120 41-27		Mythos	900	820 x 520	410 x 480 x 200 270 x 480 x 200	Download cut out file		●		S2	Matt Brushed	122.0611.737	£1705
Largo LAX 110 45/39		Smart	500	470 x 415	445 x 390 x 175	Utilise template		●		S1	Silk	122.0066.736	£324
Largo LAX 110 50/35		Smart	550	820 x 440	500 x 350 x 180	Utilise template		●		S1	Silk	122.0181.453	£414
Largo LAX 110 50/41		Smart	550	530 x 440	500 x 410x 175	Utilise template		●		S1	Silk	122.0250.208	£431
Largo LAX 160 36-16		Smart	600	575 x 420	360 x 390 x 175 160 x 390 x 120	Utilise template		●		S2	Silk	LHSB 122.0156.345 RHSB 122.0156.346	£541
Maris MRX 210-19		Maris	300	230 x 440	190 x 400 x 130	200 x 410 cr=10	●	●		S1	Matt Brushed	127.0553.950	£270
Maris MRX 210-34		Maris	400	380 x 440	340 x 400 x 180	350 x 410 cr=10	●	●		S1	Matt Brushed	127.0531.915	£365
Maris MRX 210-45		Maris	500	490 x 440	450 x 400 x 180	460 x 410 cr=10	●	●		S1	Matt Brushed	127.0553.961	£373
Maris MRX 210-55		Maris	600	590 x 440	550 x 400 x 180	560 x 410 cr=10	●	●		S1	Matt Brushed	127.0637.544	£477
Maris MRX 260 34-19		Maris	600	591 x 436	340 x 400 x 180 190 x 400 x 130	565 x 410 cr=10	●	●		S2	Matt Brushed	LHSB 127.0637.546 RHSB 127.0637.547	£668
Maris MRX 210-70		Maris	800	740 x 440	700 x 400 x 180 cr=10	710 x 410 cr=10	●	●		S1	Matt Brushed	127.0531.916	£613
Maris MRX 220-34-34		Maris	800	745 x 440	340 x 400 x 180 cr=10	715 x 410 cr=10	●	●		S2	Matt Brushed	127.0637.541	£668
Maris Quiet MQX 110 50		Maris	600	540 x 440	500 x 400 x 188	See instruction booklet		●		S1	Matt Brushed	122.0694.478	£569
Maris Quiet MQX 110 82		Maris	900	860 x 464	820 x 424 x 192	See instruction booklet		●		S1	Matt Brushed	122.0694.480	£683

Stainless Steel Undermount Bowls		Family	Dimensions (mm)				Installation			Plumbing Kit	Finish & Colour Options	FUN Number	Price
			Cabinet Size	Overall Size	Bowl Size(s)	Cut Out Size cr= Corner Radius	Inset	Undermount	Belfast				
Mythos MYX 110-16		Mythos	300	200 x 440	160 x 400 x 150	Utilise template		●		S1	Matt Brushed	122.0606.889	£406
Mythos MYX 110-34		Mythos	400	380 x 440	340 x 400 x 200	Utilise template		●		S1	Matt Brushed	122.0606.948	£432
Mythos MYX 110-45		Mythos	500	490 x 440	450 x 400 x 200	Utilise template		●		S1	Matt Brushed	122.0606.949	£506
Mythos MYX 110-55		Mythos	600	590 x 440	550 x 400 x 200	Utilise template		●		S1	Matt Brushed	122.0606.969	£607
Mythos MYX 110-70		Mythos	800	740 x 440	700 x 400 x 200	Utilise template		●		S1	Matt Brushed	122.0607.061	£683
Mythos MYX 160 34-16		Mythos	600	555 x 430	340 x 400 x 200 160 x 400 x 150	Utilise template		●		S2	Matt Brushed	LHSB 122.0607.062 RHSB 122.0607.063	£708
Mythos MYX 160 50-16		Mythos	800	725 x 440	500 x 400 x 200 160 x 400 x 150	Utilise template	●	●		S2	Matt Brushed	LHSB 122.0606.920 RHSB 122.0607.083	£708
Mythos MYX 120 34-34		Mythos	800	745 x 440	340 x 400 x 200 340 x 400 x 200	Utilise template	●	●		S2	Matt Brushed	122.0607.085	£824
Mythos Masterpiece BXM 210/110-40		Mythos	500	440 x 450	400 x 410 x 200	Utilise template	●	●		S1	Anthracite	127.0674.537	£1200
											Copper	127.0674.583	£1200
											Gold	127.0674.582	£1200
Mythos Masterpiece BXM 210/110-50		Mythos	600	500 x 410	540 x 410 x 200	Utilise template	●			S1	Anthracite	127.0672.129	£1306
											Copper	127.0674.363	£1306
											Gold	127.0674.362	£1306
Mythos Masterpiece BXM 210/110-68		Mythos	700	725 x 450	685 x 410 x 200	Utilise template	●			S1	Anthracite	127.0672.129	£1530
											Copper	127.0674.363	£1530
											Gold	127.0674.362	£1530
											Anthracite Premium	127.0676.885	£2052
Smart MYX 110-45		Smart	450	368 x 428	340 x 400 x 180	Utilise template		●		S1	Silk	122.0736.152	£250
Smart SRX 110-40		Smart	500	428 x 428	400 x 400 x 190	Utilise template		●		S1	Silk	122.0736.140	£275
Smart SRX 110-50		Smart	600	541 x 441	500 x 400 x 180	Utilise template		●		S1	Silk	122.0706.563	£299
Smart SRX 160		Smart	600	580x 450	340 x 400 x 180 300 x 160 x 120	Utilise template		●		S2	Silk	LHSB 122.0736.138 RHSB 122.0736.139	£420
Smart SRX 120 34-34		Smart	800	762 x 446	340 x 400 x 180 340 x 400 x 180	Utilise template		●		S2	Silk	122.0736.137	£450











Fragranite Undermount Bowls		Family	Dimensions (mm)				Installation		Plumbing Kit	Finish & Colour Options	FUN Number	Price
			Cabinet Size	Overall Size	Bowl Size(s)	Cut Out Size cr= Corner Radius	Inset	Undermount				
<b>Fresno FSG 111</b> 	Mythos	900	860 x 458	496 x 425 x 195	832 x 430 cr=7.5		●	S1	Polar White	REV 135.0633.439	£639	
									Matt Black	REV 135.0633.440	£639	
<b>Kubus KNG 110-37</b> 	Mythos	450	410 x 460	370 x 420 x 200	Utilise template		●	S1	Polar White	125.0633.731	£548	
									Stone Grey	125.0633.733	£548	
									Slate Grey	125.0714.463	£548	
									Matt Black	125.0630.441	£548	
<b>Kubus KNG 110-52</b> 	Mythos	600	560 x 460	520 x 420 x 200	Utilise template		●	S1	Polar White	125.0633.725	£623	
									Stone Grey	125.0633.728	£623	
									Slate Grey	125.0714.464	£623	
									Matt Black	125.0630.442	£623	
<b>Kubus KNG 110-62</b> 	Mythos	800	760 x 460	620 x 420 x 200	Utilise template		●	S1	Polar White	125.0633.721	£678	
									Stone Grey	125.0633.723	£678	
									Slate Grey	125.00714.465	£678	
									Matt Black	125.0630.443	£678	
<b>Kubus KNG 120</b> 	Mythos	800	760 x 460	465 x 420 x 200 215 x 420 x 200	Utilise template		●	S2	Polar White	RHSB 125.0633.285	£721	
									Stone Grey	RHSB 125.0633.287	£721	
									Slate Grey	RHSB 125.0714.466	£721	
									Matt Black	RHSB 125.0630.444	£721	
<b>Maris MRG 110-37</b> 	Maris	450	433 x 403	370 x 400 x 200	Utilise template		●	S1	Polar White	125.0688.500	£495	
									Coffee	125.0688.501	£495	
									Oyster	125.0688.502	£495	
									Stone Grey	125.0688.499	£495	
									Slate Grey	125.0714.458	£495	
									Matt Black	125.0688.503	£495	
<b>Maris MRG 110-52</b> 	Maris	600	553 x 433	520 x 400 x 200	Utilise template		●	S1	Polar White	125.0688.505	£560	
									Coffee	125.0688.506	£560	
									Oyster	125.0688.507	£560	
									Stone Grey	125.0688.504	£560	
									Slate Grey	125.0714.459	£560	
									Matt Black	125.0688.508	£560	
<b>Maris MRG 110-72</b> 	Maris	800	753 x 433	720 x 400 x 200	Utilise template		●	S1	Polar White	125.0688.510	£662	
									Coffee	125.0688.511	£662	
									Oyster	125.0688.512	£662	
									Stone Grey	125.0688.509	£662	
									Slate Grey	125.0714.460	£662	
									Matt Black	125.0688.513	£662	
<b>Maris MRG 160-34-15</b> 	Maris	600	553 x 433	340 x 400 x 200 150 x 400 x 150	Utilise template		●	S2	Polar White	LHSB 125.0688.515 RHSB 125.0688.520	£653	
									Coffee	LHSB 125.0688.516 RHSB 125.0688.521	£653	
									Oyster	LHSB 125.0688.517 RHSB 125.0688.522	£653	
									Stone Grey	LHSB 125.0688.514 RHSB 125.0688.519	£653	
									Slate Grey	LHSB 125.0714.461 RHSB 125.0714.462	£653	
									Matt Black	LHSB 125.0688.518 RHSB 125.0688.523	£653	

## Ceramic Undermount Bowls







<b>KubusX KXX 110 41</b>		Maris	500	445 x 454	405 x400 x 190	Utilise template		●		S1	Glossy White	<b>126.0735.128</b>	<b>£596</b>
<b>KubusX KXX 110 51</b>		Maris	600	545 x 454	505 x 400 x 190	Utilise template		●		S1	Glossy White	<b>126.0735.183</b>	<b>£710</b>
<b>KubusX KXX 160-37-12</b>		Maris	600	545 x 454	370 x 400 x 190 120 x 400x 120	Utilise template		●		S2	Glossy White	<b>126.0735.188</b>	<b>£799</b>
<b>V&amp;B VBK 160</b>		Maris	600	545 x 440	343 x 390 x 173 136 x 272 x 103	Utilise template		●		S2	Gloss White	<b>LHSB 126.0381.814</b>	<b>£751</b>
<b>V&amp;B VBK 110 21</b>		Maris	400	260 x 440	210 x 390 x 180	Utilise template		●		S1	Gloss White	<b>126.0381.816</b>	<b>£435</b>
<b>V&amp;B VBK 110 33</b>		Maris	450	370 x 435	325 x 390 x 175	Utilise template		●		S1	Gloss White	<b>126.0381.820</b>	<b>£562</b>
<b>V&amp;B VBK 110 50</b>		Maris	600	550 x 440	500 x 390 x 200	Utilise template		●		S1	Gloss White	<b>126.0381.823</b>	<b>£634</b>

Stainless Steel Inset Sinks		Family	Dimensions (mm)				Installation			Plumbing Kit	Finish & Colour Options	FUN Number	Price
			Cabinet Size	Overall Size	Bowl Size(s)	Cut Out Size cr= Corner Radius	Inset	Undermount	Belfast				
Antea AZN 611-86		Smart	450	860 x 500	340 x 420 x 160	840 x 480 cr=10	●			S1	Unbrushed	REV 101.0489.523	£147
Antea AZN 611-100		Smart	600	1000 x 500	480 x 420 x 160	980 x 480 cr=10	●			S1	Unbrushed	REV 101.0713.537	£183
Antea AZN 651		Smart	600	1000 x 500	340 x 420 x 155 170 x 280 x 80	980 x 480 cr=10	●			S2	Unbrushed	REV 101.0489.526	£192
Argos AGX 611-78		Smart	400	764 x 494	350 x 435 x 175	766 x 496 cr=10	●			S1	Matt Brushed	REV 101.0607.697	£226
Argos AGX 611-86		Smart	400	860 x 510	350 x 435 x 175	844 x 494 cr=10	●			S1	Matt Brushed	REV 101.0531.599	£245
Argos AGX 611-100		Smart	500	1000 x 510	435 x 435 x 180	984 x 494 cr=10	●			S1	Matt Brushed	REV 101.0531.600	£335
Argos AGX 651		Smart	600	1000 x 510	350 x 435 x 175 160 x 300 x 120	984 x 494 cr=10	●			S2	Matt Brushed	REV 101.0531.651	£367
Box Center BWX 220 54-27		Mythos	900	860 x 510	540 x 410 x 200 270 x 480 x 200	840 x 490 cr=12	●			S2	Matt Brushed	LHSB 127.0570.616 RHSB 127.0570.617	£1860
Box Center BWX 220 41-27		Mythos	900	790 x 510	410 x 480 x 204 270 x 480 x 204	770 x 490 cr=10 (inset) 792 x 512 cr=11 (flushmount)	●			S2	Matt Brushed	REV 127.0611.736	£1962
Maris MRX 211		Maris	600	1000 x 510	435 x 435 x 180	987 x 497 cr=10	●			S1	Silk	LHD 127.0305.144 RHD 127.0305.145	£425
Maris MRX 251		Maris	600	1000 x 510	350 x 435 x 175 160 x 300 x 120	987 x 497 cr=10	●			S2	Silk	LHD 127.0305.146 RHD 127.0305.147	£489
Maris MRX 210-19		Maris	300	230 x 440	190 x 400 x 130	190 x 400 cr=10	●	●		S1	Matt Brushed	127.0553.950	£270
Maris MRX 210-34		Maris	400	380 x 440	340 x 400 x 180	350 x 410 cr=10	●	●		S1	Matt Brushed	127.0531.915	£365
Maris MRX 210-45		Maris	500	490 x 440	450 x 400 x 180	460 x 410 cr=10	●	●		S1	Matt Brushed	127.0553.961	£373
Maris MRX 210-55		Maris	600	590 x 440	550 x 400 x 180	560 x 410 cr=10	●	●		S1	Matt Brushed	127.0553.962	£477
Maris MRX 260 34-19		Maris	600	591 x 436	340 x 400 x 180 190 x 400 x 130	565 x 410 cr=10	●	●		S2	Matt Brushed	LHSB 127.0637.546 RHSB 127.0637.547	£668
Maris MRX 210-70		Maris	800	740 x 440	700 x 400 x 180 cr=10	710 x 410 cr=10	●	●		S1	Matt Brushed	127.0531.916	£613
Maris MRX 220 34-34		Maris	800	745 x 440	340 x 400 x 180 cr=10	715 x 410 cr=10	●	●		S2	Matt Brushed	127.0637.541	£668







		Family	Cabinet Size	Dimensions (mm)			Installation			Plumbing Kit	Finish & Colour Options	FUN Number	Price
				Overall Size	Bowl Size(s)	Cut Out Size cr= Corner Radius	Inset	Undermount	Belfast				
Stainless Steel Inset Sinks													
Mythos MYX 210-34		Mythos	400	352 x 412	340 x 400 x 200	346 x 406 cr=28 (inset) 352.4 x 412.4 cr=31.2 (flushmount)	●			S1	Matt Brushed	127.0607.087	£482
Mythos MYX 210-45		Mythos	500	462 x 412	450 x 400 x 200	456 x 406 cr=28 (inset) 362.4 x 412.4 cr=31.2 (flushmount)	●			S1	Matt Brushed	127.0607.088	£564
Mythos MYX 210-55		Mythos	600	562 x 412	550 x 400 x 200	556 x 406 cr=28 (inset) 562.4 x 412.4 cr=31.2 (flushmount)	●			S1	Matt Brushed	127.0607.101	£678
Mythos MYX 210-70		Mythos	800	712 x 412	700 x 400 x 200	706 x 406 cr=28 (inset) 712.4 x 412.4 cr=31.2 (flushmount)	●			S1	Matt Brushed	127.0607.102	£763
Neptune NEX 211		Maris	600	864 x 514	360 x 420 x 200	855 x 506 cr=20	●			S1	Silk	LHD 127.0059.655 RHD 127.0059.654	£454
Neptune NEX 251		Maris	600	1004 x 514	360 x 420 x 200 167 x 306 x 152	995 x 506 cr=20	●			S2	Silk	LHD 127.0059.717 RHD 127.0059.658	£537
Rotondo RBX 610		Smart	500	Ø440	Ø395 x 170 depth	Ø425	●			S1	Brushed	101.0693.443	£364
Spark SKN 611 86		Smart	450	860 x 500	340 x 420 x 160	840 x 480 cr=10	●			S1	Unbrushed	REV 101.0713.206	£185
Spark SKN 611 100		Smart	600	1000 x 500	480 x 420 x 160	980 x 480 cr=10	●			S1	Unbrushed	REV 101.0713.207	£219
Spark SKN 651		Smart	600	1000 x 500	340 x 420 x 155 170 x 280 x 80	980 x 480 cr=10	●			S2	Unbrushed	REV 101.0713.208	£247



Fragranite Inset Sinks

Antea AZG 611-78		Smart	450	780 x 500	360 x 460 x 210	760 x 480 cr=20	●			S1	Polar White Stone Grey Onyx	REV 114.0532.312 REV 114.0633.738 REV 114.0532.311	£406 £406 £406
Antea AZG 651		Smart	600	970 x 500	430 x 340 x 210 155 x 310 x 115	950 x 480 cr=20	●			S2	Polar White Coffee Stone Grey	REV 114.0532.315 REV 114.0633.740 REV 114.0532.314	£473 £473 £473
Antea AZG 621		Smart	800	1160 x 500	430 x 340 x 210 430 x 340 x 210	1140 x 480 cr=20	●			S2	Polar White Coffee Stone Grey	REV 114.0532.317 REV 114.0633.742 REV 114.0532.318	£541 £541 £541
Basis BFG 611-780		Maris	450	780 x 500	340 x 420 x 200	760 x 480 cr=10	●			S1	Polar White Coffee Oyster Stone Grey Slate Grey Matt Black	REV 114.0253.155 REV 114.0253.150 REV 114.0633.735 REV 114.0501.283 REV 114.0714.467 REV 114.0714.470	£468 £468 £468 £468 £468 £468
Basis BFG 611-970		Maris	600	970 x 500	450 x 420 x 200	950 x 480 cr=10	●			S1	Polar White Coffee Oyster Stone Grey Slate Grey Matt Black	REV 114.0284.677 REV 114.0284.678 REV 114.0633.736 REV 114.0484.967 REV 114.0714.468 REV 114.0714.471	£479 £479 £479 £479 £479 £479
Basis BFG 651		Maris	600	970 x 500	340 x 420 x 200 150 x 290 x 100	950x 480 cr=10	●			S2	Polar White Coffee Oyster Stone Grey Slate Grey Matt Black	REV 114.0253.259 REV 114.0253.257 REV 114.0633.737 REV 114.0484.968 EV 114.0714.469 REV 114.0714.472	£511 £511 £511 £511 £511 £511




Fragranite Inset Sinks

		Family	Cabinet Size	Dimensions (mm)			Installation			Plumbing Kit	Finish & Colour Options	FUN Number	Price
				Overall Size	Bowl Size(s)	Cut Out Size cr= Corner Radius	Inset	Undermount	Belfast				
Centro CNG 611-86		Maris	500	860x 500	392 x 435 x 200	840 x 480 cr=15 (inset) 864 x 504 cr=17 (flushmount)	●			S1	Polar White Coffee Oyster Stone Grey Slate Grey Matt Black	REV 114.0724.107 REV 114.0724.105 REV 114.0738.491 REV 114.0724.108 REV 114.0736.282 REV 114.0724.106	£479 £479 £479 £479 £479 £479
Centro CNG 611-100		Maris	600	1000 x 500	492 x 435 x 200	980 x 480 cr=15 (inset) 1004 x 504 cr=17 (flushmount)	●			S1	Polar White Coffee Oyster Stone Grey Slate Grey Matt Black	REV 114.0706.623 REV 114.0706.625 REV 114.0717.117 REV 114.0706.624 REV 114.0717.116 REV 114.0706.622	£527 £527 £527 £527 £527 £527
Centro CNG 651-100		Maris	600	1000 x 500	359 x 435 x 200 148 x 288 120	980 x 480 cr=15 (inset) 1004 x 504 cr=17 (flushmount)	●			S2	Polar White Coffee Oyster Stone Grey Slate Grey Matt Black	REV 114.0706.627 REV 114.0706.629 REV 114.0717.119 REV 114.0706.628 REV 114.0717.118 REV 114.0706.626	£567 £567 £567 £567 £567 £567
Maris Care MRG 610-60		Maris	700	635 x 559	596 x 422 x 127	615 x 539 cr=15	●			S1	Polar White Stone Grey Matt Black	REV 114.0729.485 REV 114.0729.486 REV 114.0729.484	£650 £650 £650

















Ceramic Inset Sinks















Galassia GAK 611		Maris	600	1010 x 510	460 x 405 x 200 Ext. bowl depth: 220	970 X 480 cr=10	●			S1	Glossy White	REV 124.0305.163	£450
Galassia GAK 651		Maris	600	1010 x 510	350 x 410 x 240 Ext. bowl depth: 240 135 x 257 x 120 Ext. bowl depth: 120	975 x 495cr=10	●			S2	Glossy White	REV 124.0533.654	£499

Belfast Sinks











Belfast BFK 710-53		Maris	600	595 x 455	531 x 391 x 215 Ext. bowl depth: 250	Utilise template			●	S1	Glossy White	REV 130.0729.668	£366
Belfast BFK 720-36-36		Maris	800	793 x 489	364 x 445 x 200 364 x 445 x 200 Ext. bowl depth: 220	Utilise template			●	S2	Glossy White	130.0729.667	£612
Belfast VBK 710		Mythos	600	600 x 500	565 x 430 x 180 Ext. bowl depth: 200	N/A			●	S1	Gloss White	130.0381.800	£520





Tap Model			Dimensions (mm)						Features							Valve(s)		Pressure						
		Family	Tap Height	Spout Reach	Base Diameter	Tap Cut-out Diameter	Side Spray Base Diameter	Spray Cut-out Diameter	Pertator	Filtered Water	Instant Boiling Water	Pull-Out Spray	Pull-Out Nozzle	Directional Nozzle	Side-Spray (cold water only)	Ceramic Disc Valve(s)	Compression Valve(s)	Hot Flow Rate at 0.3 bar (litres/min)	Suitable for low pressure	Finish	FUN FUN Number	Price		
Active L Swivel Spout		Maris	312	220	50	35			●						●		2.55		Chrome	115.0653.298	£279			
																						Matt Black	115.0653.371	£388
Active L Spout Dual Spray Pull Out Tap		Maris	312	236	50	35			●		●				●		2		Chrome	115.0653.379	£388			
																						Matt Black	115.0653.382	£497
Active J Swivel Spout		Maris	388	220	50	35			●						●		2.55		Chrome	115.0653.395	£279			
																						Matt Black	115.0653.398	£388
Active J Spout Dual Spray Pull Down Tap		Maris	388	227	50	35			●		●				●		2		Chrome	115.0653.401	£388			
																						Matt Black	115.0653.404	£497
Active Semi-Pro		Mythos	470	222	50	35			●						●		TBC		Chrome	115.0653.407	£555			
																						Matt Black	115.0653.409	£721
Atlas Neo Sensor		Mythos	297	225	45	35			●						●		1.91		Stainless Steel	115.0638.826	£689			
																						Industrial Black	115.0669.210	£757
Atlas Neo Sensor Pull-Out Nozzle		Mythos	297	225	45	35			●		●				●		1.75		Stainless Steel	115.0638.827	£766			
																						Industrial Black	115.0669.321	£834
Atlas Neo Swivel		Mythos	297	225	45	35			●						●		3.67		Stainless Steel	115.0547.856	£397			
																						Gold	115.0689.087	£465
																						Copper	115.0638.830	£465
																						Anthracite	115.0638.828	£465
																						Industrial Black	115.0666.435	£465
Atlas Neo Pull-Out Nozzle		Mythos	297	225	45	35			●		●				●		2.35		Stainless Steel	115.0638.841	£425			
																						Gold	115.0689.090	£493
																						Copper	115.0638.842	£493
																						Anthracite	115.0638.845	£493
																						Industrial Black	115.0666.436	£493
Athena		Smart	349	194	50	35			●						●	●	5.10	●	Chrome	115.0311.211	£167			
																						Decor Steel	115.0311.215	£191
Centro		Maris	277	210	50	35			●							●	4.02	●	Chrome	115.0600.095	£372			
																						Matt Black	115.0621.613	£482
Cotswold		Maris	300	238	50	35			●						●	●	4.02	●	Polished Nickel	115.0711.939	£450			
																						Brass	115.0689.617	£458
Davos		Smart	245	230	55	35			●						●	●	4.50	●	Chrome	115.0046.694	£233			
																						Decor Steel	115.0046.695	£286
Davos J		Smart	395	220	54.5	35			●						●	●	4.50	●	Chrome	115.0050.044	£233			
																						Decor Steel	115.0049.940	£286
Eiger		Maris	392	230	48	35			●						●		3.75		Chrome	115.0049.989	£313			
																						Decor Steel	115.0049.990	£341
																						Matt Black	115.0659.348	£401
																						Brass	115.0689.693	£407
Eos Neo J Spout Swivel		Maris	387	229	45	35			●						●		3.27		Stainless Steel	115.0638.846	£397			
																						Gold	115.0689.092	£465
																						Copper	115.0638.849	£465
																						Anthracite	115.0638.847	£465
																						Industrial Black	115.0666.437	£465

Tap Model	Family	Dimensions (mm)						Features							Valve(s)		Pressure	Finish	FUN FUN Number	Price	
		Tap Height	Spout Reach	Base Diameter	Tap Cut-out Diameter	Side Spray Base Diameter	Spray Cut-out Diameter	Perlator	Filtered Water	Instant Boiling Water	Pull-Out Spray	Pull-Out Nozzle	Directional Nozzle	Side-Spray (cold water only)	Ceramic Disc Valve(s)	Compression Valve(s)	HotFlow Rate at 0.3 bar (litres/ min)				Suitable for low pressure
Eos Neo Pull-Down Spray 	Maris	433	230	45	35			●			●				●		2.50		Stainless Steel	115.0638.861	£425
																			Gold	115.0689.094	£493
																			Copper	115.0638.862	£493
																			Anthracite	115.0638.865	£493
																			Industrial Black	115.0666.438	£493
Fuji 	Maris	390	220	48	35			●							●		2.80		Chrome	115.0250.326	£384
																			Decor Steel	115.0250.327	£410
Fuji Pull-Out Nozzle 	Maris	390	220	48	35			●		●					●		1.50		Chrome	115.0280.225	£410
																			Decor Steel	115.0280.227	£438
Gloriana 	Maris	366	216	58	35			●							●		4.15	●	Chrome	115.0637.111	£336
																			Decor Steel	115.0637.112	£377
																			Polished Nickel	115.0711.944	£402
																			Brass	115.0711.945	£402
Gloriana Classic Twin Lever 	Maris	405	194	57	35			●							●		4.15	●	Polished Nickel	115.0712.037	£402
																			Decor Steel	115.0712.036	£402
																			Brass	115.0712.038	£496
Gloriana Classic Side Lever 	Maris	408	216	50	35			●							●		2.63	●	Polished Nickel	115.0712.040	£402
																			Decor Steel	115.0712.039	£402
																			Brass	115.0712.041	£496
Gloriana Classic Bridge Lever 	Maris	415	216	2x48	35			●							●		4.91	●	Polished Nickel	115.0712.046	£496
																			Decor Steel	115.0712.045	£496
																			Brass	115.0712.047	£572
Gloriana Classic 3 Part Set 	Maris	365	216	2x48 1x50	35			●							●		2.8	●	Polished Nickel	115.0712.043	£522
																			Decor Steel	115.0712.042	£522
																			Brass	115.0712.044	£576
Hestia J-Spout 	Smart	358	181	45	35			●							●		2.86		Chrome	115.0567.654	£199
																			Decor Steel	115.0635.794	£224
Icon Swivel Spout 	Mythos	341	287	50	35			●							●		3.56		Chrome	115.0625.185	£574
																			Matt Black	115.0625.187	£600
Icon Pull-Out Double Jet Shower 	Mythos	355	237	48	35			●		●					●		2.67		Chrome	115.0625.188	£637
																			Matt Black	115.0625.190	£662
Icon Semi-Pro 	Mythos	456	225	48	35			●		●					●		2.04		Matt Black	115.0690.598	£1012
Krios J-Spout 	Maris	391	225	45	35			●							●		4.84	●	Chrome	115.0567.598	£366
																			Decor Steel	115.0567.599	£393
																			Brass	115.0567.600	£434
																			Matt Black	115.0659.347	£434
Krios J Pull-Out Spray 	Maris	404	217	60	35			●		●					●		2.42		Chrome	115.0711.515	£496
Krios Spring	Maris	540	188	60	35			●			●				●		4.08	●	Chrome	115.0689.616	£583






Tap Model		Family	Dimensions (mm)						Features						Valve(s)		Pressure		Finish	FUN FUN Number	Price
			Tap Height	Spout Reach	Base Diameter	Tap Cut-out Diameter	Side Spray Base Diameter	Spray Cut-out Diameter	Perlator	Filtered Water	Instant Boiling Water	Pull-Out Spray	Pull-Out Nozzle	Directional Nozzle	Side-Spray (cold water only)	Ceramic Disc Valve(s)	Compression Valve(s)	Hot Flow Rate at 0.3 bar (litres/ min)			
Mythos 		Mythos	317	227	40	35			●						●		1.75		Stainless Steel	115.0689.095	£564
																			Industrial Black	115.0689.096	£732
Mythos Pull-Out Nozzle 		Mythos	345	216	40	35			●			●			●		1.75		Stainless Steel	115.0689.097	£732
																			Industrial Black	115.0689.098	£953
Mythos Masterpiece J Pull-Down Spray 		Mythos	466	218	50	35			●		●				●		0.5		Stainless Steel	115.0711.554	£940
																			Gold	115.0711.558	£1230
																			Copper	115.0711.557	£1230
																			Anthracite	115.0711.555	£1230
Orbit 		Maris	210.5	225	46	35			●						●		1.91		Chrome	115.0623.054	£266
Rotaflow 		Smart	335	190	45	35			●				●			●	4.95	●	Chrome	115.0251.257	£187
Tessuto L Spout 		Maris	332	218	48	35			●						●		2.15		Decor Steel	115.0691.515	£344
																			Polished Nickel	115.0711.940	£402
																			Brass	115.0692.198	£408
																			Matt Black	115.0691.516	£397
Tessuto Pull Down Nozzle 		Maris	455	216	48	35			●			●			●		1.35		Decor Steel	115.0691.517	£476
																			Polished Nickel	115.0711.942	£538
																			Brass	115.0692.199	£549
																			Matt Black	115.0691.518	£536
Valais 		Maris	367	210	45	35			●						●		0.8		Stainless Steel	115.0364.026	£359
Zelus 		Maris	437	230	45	35			●			●			●		2.00		Chrome/Spring	115.0567.593	£406
Zurich 		Maris	285	206	50	35			●						●		5.30	●	Chrome	115.0051.172	£167
																			Decor Steel	115.0061.579	£191

FilterFlow Taps

Doric		Maris	404	216	56	35			●	●						●		3.9		Chrome	120.0615.357	£550
Tasso		Maris	367	240	54	35			●	●						●		3.13		Chrome	120.0615.447	£550

Franke Vital Capsule


Vital Single Dispense		Mythos	311	120	50	22 or 35			●	●						●		N/A (hot) 3.50 (filter 2.55 (hot) 3.50 (filter 1.75 (hot) 3.50 (filter		Chrome/ Gunmetal	120.0621.228	£496
																				Matt Black/ Decor Steel PVD	120.0621.311	£637
Vital 3-in-1 J-Spout Swivel		Mythos	477	228	50	35			●	●						●				Chrome/ Gunmetal	120.0621.229	£709
																				Matt Black/ Decor Steel PVD	120.0621.312	£849
Vital 3-in-1 Semi Pro		Mythos	550	235	50	35			●	●	●					●				Chrome/ Gunmetal	120.0621.230	£1063
																				Matt Black/ Decor Steel PVD	120.0621.313	£1204


Instant Boiling Water Taps  
Maris Water Hub Taps


	Family	Dimensions (mm)						Features						Valve(s)		Pressure		Finish	FUN FUN Number	Price
		Tap Height	Spout Reach	Base Diameter	Tap Cut-out Diameter	Side Spray Base Diameter	Spray Cut-out Diameter	Perlator	Filtered Water	Instant Boiling Water	Pull-Out Spray	Pull-Out Nozzle	Directional Nozzle	Side-Spray (cold water only)	Ceramic Disc Valve(s)	Compression Valve(s)	Min-Max Operating Pressure			
Mythos Water Hub Electronic 6-in-1	Mythos	440	210	48	35				●	●					●		1-5	Stainless Steel	160.0709.049	£3311
																		Anthracite	160.0731.760	£3499
																		Copper	160.0731.757	£3499
																		Gold	160.0731.754	£3499
																		Matt Black	160.0731.740	£3499
Mythos Water Hub Electronic 5-in-1	Mythos	440	210	48	35				●						●		1-5	Stainless Steel	160.0709.102	£2681
Maris Water Hub Mechanical	Maris	388	222	50	35					●					●		1-5	Chrome	160.0702.509	£1180
																		Decor Steel	160.0711.525	£1251
																		Matt Black	160.0705.400	£1303
Maris Water Hub Electronic 4L	Maris	388	222	50	35					Opt					●		1-5	Chrome	160.0702.542	£1294
																		Decor Steel	160.0709.047	£1500
																		Matt Black	160.0702.544	£1573
																		Anthracite	160.0737.249	£1573
																		Copper	160.0737.247	£1573
																		Gold	160.0737.249	£1573
Maris Water Hub Electronic 7L	Maris	388	222	50	35					Opt					●		1-5	Chrome	160.0713.602	£1520
																		Decor Steel	160.0713.607	£1708
																		Matt Black	160.0713.605	£1780
Mixing Valve																			112.0728.340	£166
4-in-1 Filtration Kit																			112.0712.978	£274





Hob Extractor Model	Family	Width (cm)	Minimum height / maximum height (with chimney)	Control	Motor	Power consumption motor (W)	Extraction speed settings	Energy rating	Automatic cut-off timer	Continuous 24hr ventilation	Digital display	Charcoal filter	Perimetric extraction	Easy fit installation	Filter saturation indicator	Comfort light type	Remote control	Outlet tube diameter (mm)	Recommended positioning height above electric hob (mm)	Recommended positioning height above gas hob (mm)	Finish	FUN Number	Price
---------------------------	--------	------------	--	---------	-------	-----------------------------	---------------------------	---------------	-------------------------	-----------------------------	-----------------	-----------------	-----------------------	-----------------------	-----------------------------	--------------------	----------------	---------------------------	--	---	--------	------------	-------


Mythos 2gether Icon Steel																									
FMY 8391 HI			Mythos	83	N/A	Capacitative Touch	Multifan ++	7545	9+i	A+	•	•	•	No		N/A	•	No	N/A	N/A	N/A	N/A	Black Glass	340.0705.226	£3092
Ducting Kit																								112.0711.355	£181


Mythos 2gether Icon Steel																								
FMY 8391R HI		Mythos	83	N/A	Capacitative Touch	Multifan ++	7545	9+i	A+	•	•	•	•		N/A	•	No	N/A	N/A	N/A	N/A	Black Glass	340.0705.335	£3347
Recirculating kit																						112.0711.985	£223	
Recirculating kit													G										112.0711.986	£238


Mythos 2gether Glass																										
FMY 839 HE		Mythos	83	N/A	Capacitative Touch	Multifan ++	7545	8+2xi	A++	•	•	•	N/A		N/A	•	No	N/A	N/A	N/A	N/A	Black Glass	340.0679.889	£2950		
Recirculating kit H10																						112.0539.570	£388			
Recirculating kit H6													G										112.0539.568	£375		
Back Recirculating kit													H											112.0679.887	£244	
H60 Ducting kit													G												112.0632.523	£220
H90 Ducting kit													H													112.0539.569

Mythos 2gether																									
FMY 839 HI		Mythos	83	N/A	Capacitative Touch	Multifan ++	7545	8+2i	A+++	•	•	•	No		N/A	•	No	N/A	N/A	N/A	N/A	Black Glass	340.0597.249	£2719	
Recirculating kit H10																						112.0539.570	£388		
Recirculating kit H6													G										112.0539.568	£375	
Back Recirculating kit													H										112.0679.887	£244	
H60 Ducting kit													G											112.0632.523	£220
H90 Ducting kit													H											112.0539.569	£275


Maris 2gether Steel																							
FMY 8391R HI 	Maris	83	N/A	Capacitative Touch with sliders	Multifan ++	7545	9+i	A++	•	•	•	N/A		N/A	•	No	N/A	N/A	N/A	N/A	Black Glass	340.0705.336	£3092
Recirculating kit																						112.0711.985	£223
Recirculating kit												G										112.0711.986	£238


Maris 2gether Steel																								
FMY 8391 HI		Maris	83	N/A	Capacitative Touch with sliders	Multifan ++	7545	9+i	A++	•	•	•	N/A		N/A	•	No	N/A	N/A	N/A	N/A	Black Glass	340.0705.227	£2911
Ducting Kit																						112.0711.355	£181	


Maris 2gether Minimal Black																								
FMY 8381R HI		Maris	83	N/A	Capacitative Touch	Multifan ++	7545	9+i	A++	•	•	•	N/A		N/A	•	No	N/A	N/A	N/A	N/A	Black Glass	340.0705.337	£2868
Recirculating kit																						112.0711.985	£223	
Recirculating kit														G									112.0711.986	£238


Maris 2gether Minimal Black																								
FMY 8381 HI		Maris	83	N/A	Capacitative Touch	Multifan ++	7545	9+i	A++	•	•	•	N/A		N/A	•	No	N/A	N/A	N/A	N/A	Black Glass	340.0705.228	£2668
Ducting Kit																						112.0711.355	£181	


Hob Extractor Model	Family	Width (cm)	Minimum height / maximum height (with chimney)	Control	Motor	Power consumption motor (W)	Extraction speed settings	Energy rating	Automatic cut-off timer	Continuous 24hr ventilation	Digital display	Charcoal filter	Perimetric extraction	Easy fit installation	Filter saturation indicator	Comfort light type	Remote control	Outlet tube diameter (mm)	Recommended positioning height above electric hob (mm)	Recommended positioning height above gas hob (mm)	Finish	FUN Number	Price
---------------------------	--------	------------	--	---------	-------	-----------------------------	---------------------------	---------------	-------------------------	-----------------------------	-----------------	-----------------	-----------------------	-----------------------	-----------------------------	--------------------	----------------	---------------------------	--	---	--------	------------	-------


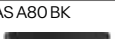

Maris 2gether																									
FMA 839 HI		Maris	83	N/A	Capacitative Touch	Multifan ++	7545	8+2xi	A++	•	•	•	N/A		N/A	•	No	N/A	N/A	N/A	N/A	Black Glass	340.0595.364	£2258	
Recirculating kit H10																						112.0539.570	£388		
Recirculating kit H6													G										112.0539.568	£375	
Back Recirculating kit													H										112.0679.887	£244	
H60 Ducting kit													G											112.0632.523	£220
H90 Ducting kit													H											112.0539.569	£275

Smart 2gether Black Lines																								
FSM 7081R HI		Smart	70	N/A	Capacitative Touch	Multifan ++	7545	9+i	A+	•	•	•	N/A		N/A	•	No	N/A	N/A	N/A	N/A	Black Glass	340.0705.338	£2365
Recirculating kit																						112.0711.985	£223	
Recirculating kit													G										112.0711.986	£238

















Smart 2gether Black Lines																								
FSM 7081 HI		Smart	70	N/A	Capacitative Touch	Multifan ++	7545	9+i	A+	•	•	•	N/A		N/A	•	No	N/A	N/A	N/A	N/A	Black Glass	340.0705.229	£2183
Ducting Kit																						112.0711.355	£181	
















Smart 2gether																									
FSM 709 HI		Smart	70	N/A	Capacitative Touch	Multifan ++	7545	8+2xi	A++	•	•	•	N/A		N/A	•	No	N/A	N/A	N/A	N/A	Black Glass	340.0678.203	£1650	
Recirculating kit H100																						112.0678.823	£388		
Recirculating kit H60													G										112.0678.824	£325	
Back Recirculating kit													H										112.0679.887	£244	
H60 Ducting kit													G											112.0632.523	£220
H90 Ducting kit													H											112.0539.569	£275












Hood Model																							
Downdraft																							
FDW 908 IB XS																							
	Mythos	88	N/A	Capacitative Touch	Energy 800 +	277	4+i	B	•	•	I	•	N/A	•	LED Bar	No	150	N/A	N/A	Black Glass	110.0365.588	£1625	

Mythos Masterpiece																									
FKAS A80 BK		Mythos	80	455/650	Touch, Vocal control, Mobile APP	SPA+	250	3+i	A	•	•	•	B		N/A	•	LED Bar	Yes (opt)	150	650	650	Anthracite	335.0729.963	£1715	
FKAS A80 BK		Mythos	80	455/650	Touch, Vocal control, Mobile APP	SPA+	250	3+i	A	•	•	•	B		N/A	•	LED Bar	Yes (opt)	150	650	650	Copper	335.0729.961	£1715	
FKAS A80 BK		Mythos	80	455/650	Touch, Vocal control, Mobile APP	SPA+	250	3+i	A+	•	•	•	B		No	•	LED Bar	Yes (opt)	150	650	650	Gold	335.0729.962	£1715	










Hood Model	Family	Width (cm)	Minimum height / maximum height (with chimney)	Control	Motor	Power consumption motor (W)	Extraction speed settings	Energy rating	Automatic cut-off timer	Continuous 24hr ventilation	Digital display	Charcoal filter	Perimetric extraction	Easy fit installation	Filter saturation indicator	Comfort light type	Remote control	Outlet tube diameter (mm)	Recommended positioning height above electric hob (mm)	Recommended positioning height above gas hob (mm)	Finish	FUN Number	Price	
AQ Sense Monitor																								
FKAS A80KK		Mythos	80	455/650	Touch, Vocal control, Mobile APP	SPA+	250	3+i	A	•	•	•	B		N/A	•	LED X 2	Yes (opt)	150	650	650	Black	330.0657.269	£3870
AQ Sense Vertical																								
FVAS A80E		Maris	80	455/650	Touch, Vocal control, Mobile APP	SPA+	250	3+i	A+	•	•	•	B		No	•	LED X 3	Yes (opt)	150	450	450	Black	330.0657.270	£1290
Maris Drip Free																								
FVAD A90 MATT/2		Maris	90	455/650	Capacitative Touch	Sound Pro+	250	3+i	A			•	B		No		LED X 2	N/A	150	450	650	Black	330.0657.418	£1183
Mythos Per Pro																								
FMY PER PRO BK F90		Mythos	90		Capacitative Touch	Sound Pro Brushless	272	3+2i	A++	•	•	•	B	•	No	•	Dimmable LED Bar	No	150	450	450	Black	330.0682.354	£1200
Mythos Vertical Pro K-Link																								
FMY PRO 907 FM BK/IXKL		Mythos	90		Capacitative Touch	SP BRS J		3+2i	A++				B		No		LED X 1	No		450	450	Black/Inox	330.0705.064	£1153
FMY PRO 907 FM BK/BK MATT KL		Mythos	90		Capacitative Touch	Sound Pro Brushless		3+2i	A++				B		No		LED X	No		450	450	Black	330.0705.065	£1112
Mythos Vertical Air Hub																								
FVMY AH BK F90 UK		Mythos	90		Capacitative Touch	Radial Purifer		3+i	A+				D		No		LED X 2	N/A		450	450	Black	330.0685.564	£1200
Smart Wall																								
FSMS WALL F42 BK MATT		Smart	42		Push Button	Sound Pro+	272	3+i	A				B	•	No		LED X 2	No	150	650	650	Black	335.0689.671	£1165
FSMS WALL F42 WH MATT		Smart	42		Push Button	Sound Pro+	272	3+i	A				B	•	No		LED X 2	No	150	650	650	White	335.0689.672	£1165
Maris Pro Vertical Pro K-Link																								
FMA 2.0 PRO 807 BK KL		Maris	80	500/1000	Capacitative Touch	SPA ++	272	3+i	A+	•	•	•	B		No	•	LED X 2	N/A	150	450	450	Black	330.0705.069	£1010
FMA 2.0 PRO 907 BK KL		Maris	90	500/1000	Capacitative Touch	SPA ++	272	3+i	A+	•	•	•	B		No	•	LED X 2	N/A	150	450	450	Black	330.0705.068	£1062
Maris Modular Wall																								
FMA Modular Hood 60cm		Maris	60		Flush Touch, Button Control	SPA +		3+i	A						No		LED X 1	N/A	150	450	450	Black	335.0706.646	£908
Maris Modular Wall Shelf Module																								
		Maris	60																	Black/Smokey Grey Glass	112.0706.647	£497		
Maris Matt Pro																								
FMA PRO 807 BK/BK MATT		Maris	80		Capacitative Touch	Sound Pro A++							B		No		LED X 1	N/A	150	450	450	Black	330.0682.356	£880
FMA PRO 907 BK/BK MATT		Maris	90		Capacitative Touch	Sound Pro A++							B		No		LED X 1	N/A	150	450	450	Black	330.0682.355	£940
Mythos T Shape Air Hub																								
FTMY AH BK F90		Mythos	90		Capacitative Touch	Radical Purifier		3+i	A				D		No		UVC X 2	No		500	650	Black	325.0679.323	£1075

Hood Model	Family	Width (cm)	Minimum height / maximum height (with chimney)	Control	Motor	Power consumption motor (W)	Extraction speed settings	Energy rating	Automatic cut-off timer	Continuous 24hr ventilation	Digital display	Charcoal filter	Perimetric extraction	Easy fit installation	Filter saturation indicator	Comfort light type	Remote control	Outlet tube diameter (mm)	Recommended positioning height above electric hob (mm)	Recommended positioning height above gas hob (mm)	Finish	FUN Number	Price	
Evo Plus																								
FPJ 625 V BK/SS		Smart	60		Capacitative Touch	Sound Pro A++	272	3+i	A				B	•	No		LED	N/A	150	450	450	Black	330.0528.064	£537
FPJ 625 V WH/SS		Smart	60		Capacitative Touch	Sound Pro A++	272	3+i	A				B	•	No		LED	N/A	150	450	450	White	330.0528.065	£537
Format 45																								
FDF EV8 60 XS/2		Smart	60		Push Button	Sound Pro 800	272	3+i	B				D	•	No		LED X 2	No	150	500	650	Black	325.0599.575	£343
FDF EV8 70 XS/2		Smart	70		Push Button	Sound Pro 800	272	3+i	B				D	•	No		LED X 2	No	150	500	650	White	325.0599.576	£349
FDF EV8 90 XS		Smart	90		Push Button	Sound Pro 800	272	3+i	B				D	•	No		LED X 2	No	150	500	650	Black	325.0599.549	£363
FDF EV8 90 BK		Smart	90		Push Button	Sound Pro 800	272	3+i	B				D	•	No		LED X 2	No	150	500	650	White	325.0599.574	£395
T-Glass Nice																								
FGL 625 XS NP/2		Smart	60		Push Button	Sound Pro 800	272	3+i	B				D	•	Yes		LED X 2	No	150	500	650	Stainless Steel	325.0590.997	£327
FGL 925 XS NP/2		Smart	90		Push Button	Sound Pro 800	272	3+i	B				D	•	Yes		LED X 2	No	150	500	650	Stainless Steel	325.0590.996	£363
T-Glass Ray																								
FGC 625 XS NP/2		Smart	60		Push Button	Sound Pro 800	272	3+i	B				D	•	Yes		LED X 2	No	150	500	650	Stainless Steel	325.0591.034	£327
FGC 925 XS NP/2		Smart	90		Push Button	Sound Pro 800	272	3+i	B				D	•	Yes		LED X 2	No	150	500	650	Stainless Steel	325.0591.036	£363
Joy																								
FJO 624 XS		Smart	60		Square Push Button	New Smile 450	272	3	D				L	•	No		LED X 2	No	150	650	650	Black	320.0545.169	£141
FJO 924 XS		Smart	90		Square Push Button	New Smile 450	272	3	D				L	•	No		LED X 2	No	150	650	650	White	320.0545.172	£162
Mythos T-Shelf																								
FMY BK MATT F180 FRANKE		Mythos	180		Push Button	Sound Pro+	272	3+i	A				D	•	No		LED Bar X 2	No	150	500	650	Black	325.0678.073	£2875
Smart Suspended																								
FSMS 42 SS/BK MATT		Smart	42		Push Button	Sound Pro+	272	3+i	A				B	•	No		LED X 2	N/A	150	650	650	Stainless Steel/Black	345.0654.870	£1064
FSMS 42 WH MATT		Smart	42		Push Button	Sound Pro+	272	3+i	A				B	•	No		LED X 2	N/A	150	650	650	White	345.0654.932	£1064
FSMS 42 BK MATT		Smart	42		Push Button	Sound Pro+	272	3+i	A				B	•	No		LED X 2	N/A	150	650	650	Black	345.0654.933	£1064




















Hood Model	Family	Width (cm)	Minimum height / maximum height (with chimney)	Control	Motor	Power consumption motor (W)	Extraction speed settings	Energy rating	Automatic cut-off timer	Continuous 24hr ventilation	Digital display	Charcoal filter	Perimetric extraction	Easy fit installation	Filter saturation indicator	Comfort light type	Remote control	Outlet tube diameter (mm)	Recommended positioning height above electric hob (mm)	Recommended positioning height above gas hob (mm)	Finish	FUN Number	Price
T-Glass Linear Island																							
FGL 925 IXS NP 	Smart	90		Push Button	Sound Pro 800	272	3	B				D	•	No		LED X 4	No	150	500	650	Stainless Steel	325.0590.061	£687
Mythos Ceiling Air Hub																							
FCMY 120C WHG A AH 	Mythos	120		Vocal Control, Mobile App, Push Button	Multifan A++	272	3+2i	A+				A	•	Yes		LED Bar X 1	Yes (incl)	150	650	1500	White	350.0679.885	£1950
AQ Sense Ceiling																							
FSMS WALL F42 BK MATT 	Maris	90		Vocal Control, Mobile App, Push Button	Sound Pro A+	272	3+i	A				B	•	Yes		LED X 2	Yes (incl)	150	650	1500	Stainless Steel	350.0657.264	£1720
Mythos Ceiling																							
FCMY 90 C WHG A 2" 	Mythos	90		Touch, Vocal Control, Mobile App, Push Button	Sound Pro A++	272	3+i	A				A	•	Yes		LED X 2	Yes (incl)	150	650	1500	White	350.0679.883	£1715
Mythos Ceiling (K-Link)																							
FCMY 90 C XS A KL 	Mythos	90		Touch, Vocal Control, Mobile App, Push Button	Multifan A++	272	3+2i	A+				A	•	Yes		LED X 2	Yes (incl)	150	650	1500	Stainless Steel	350.0705.066	£1679
Maris Ceiling (K-Link)																							
FCMA 90 C XS A KL 	Maris	90		Vocal Control, Mobile App, Push Button	Multifan A++	272	3+i2	A+				A	•	Yes		LED X 6	Yes (incl)	150	650	1500	Stainless Steel	350.0705.070	£1415
Maris Ceiling																							
FCMA 90 C WHG A 	Maris	90		Vocal Control, Mobile App, Push Button	Multifan A++	272	3+i2	A+				A	•	Yes		LED X 6	Yes (incl)	150	650	1500	White	350.0679.879	£1520
Maris Drip Free (K-Link)																							
FST DRIP-FREE 60 X/2 KL 	Maris	60		Capacitative Touch	SPA +	272	3+i	A				B	•	Yes		LED X 2	Yes (opt)	150	410	530	Stainless Steel/ Black Glass	305.0705.074	£926
FST DRIP-FREE 90 X/2 KL 	Maris	90		Capacitative Touch	SPA +	272	3+i	A				B	•	Yes		LED X 2	Yes (opt)	150	410	530	Stainless Steel/ Black Glass	305.0705.073	£979
Box Premium																							
FBFP XS A52 	Mythos	52		Remote or Mobile App	Sound Pro A+	272	3+i	A				B	•	Yes		LED Bar X 1	Yes	150	450	530	Stainless Steel	305.0665.368	£645
FBFP XS A70 	Mythos	70		Remote or Mobile App	Sound Pro A+	272	3+i	A				B	•	Yes		LED Bar X 2	Yes	150	450	530	Stainless Steel	305.0665.369	£688


















Hood Model	Family	Width (cm)	Minimum height / maximum height (with chimney)	Control	Motor	Power consumption motor (W)	Extraction speed settings	Energy rating	Automatic cut-off timer	Continuous 24hr ventilation	Digital display	Charcoal filter	Perimetric extraction	Easy fit installation	Filter saturation indicator	Comfort light type	Remote control	Outlet tube diameter (mm)	Recommended positioning height above electric hob (mm)	Recommended positioning height above gas hob (mm)	Finish	FUN Number	Price
Box EVO																							
FBFE XS A52 	Maris	52		Push Button	Sound Pro 800	272	3+i	B				B	•	Yes		LED Bar X1	N/A	150	650	650	Stainless Steel	305.0675.745	£484
FBFE WH MATT A52 	Maris	52		Push Button	Sound Pro 800	272	3+i	B				B	•	Yes		LED Bar X1	N/A	150	650	650	White	305.0670.685	£484
FBFE BK MATT A52 	Maris	52		Push Button	Sound Pro 800	272	3+i	B				B	•	Yes		LED Bar X1	N/A	150	650	650	Black	305.0670.688	£484
FBFE XS A70 	Maris	70		Push Button	Sound Pro 800	272	3+i	B				B	•	Yes		LED Bar X1	N/A	150	650	650	Stainless Steel	305.0675.746	£527
FBFE WH MATT A70 	Maris	70		Push Button	Sound Pro 800	272	3+i	B				B	•	Yes		LED Bar X1	N/A	150	650	650	White	305.0670.686	£527
FBFE BK MATT A70 	Maris	70		Push Button	Sound Pro 800	272	3+i	B				B	•	Yes		LED Bar X1	N/A	150	650	650	Black	305.0670.687	£527
Integrata																							
FFI 622 GR/2 	Smart	60		Slider	Sound Pro 600	272	3	C				B	•	No		LED X 2	No	150	450	450	Aluminium /Grey	310.0518.755	£321





Appliance	Family	Dimensions	Pyrolytic	Steam	Microwave	Controls	Display	Smooth2Close System	Cavity Capacity (litres)	Functions	Cook Assist Functions	Special Functions	Telescopic Guides	Energy Class	Finish	FUN Number	Price
Mythos Steam Oven																	
FMY 99 HS XS 	Mythos	595x595x543mm	●			Full Touch	TFT Touch Display	●	73	19	60	15	1level	A+	Stainless Steel	116.0613.706	£1690
FMY 99 HS BK 	Mythos														Black	116.0613.707	£1740
Mythos Pyrolytic Oven																	
FMY 99 P XS 	Mythos	595x595x543mm	●			Push-Pull Knobs	TFT Touch Display	●	73	10	42	17	1level	A+	Stainless Steel	116.0613.708	£1080
FMY 99 P BK 	Mythos														Black	116.0613.709	£1115
FMY 98 P XS 	Mythos	595x595x543mm	●			Push-Pull Knobs	LCD Display	●	73	10	9	15	1level	A+	Stainless Steel	116.0606.101	£930
FMY 98 P BK 	Mythos														Black	116.0606.102	£970
Mythos Combi Compact Microwave																	
FMY 45 MW XS 	Mythos	595x455x560mm			●	Push-Pull Knobs	LCD Display	●	40	9	10	7	N/A	N/A	Stainless Steel	131.0606.105	£1240
FMY 45 MW BK 	Mythos														Black	131.0632.660	£1280
Mythos Warming Drawer																	
FMY 14 DRW XS 	Mythos	95x132x550mm	N/A	N/A	N/A	N/A	N/A	●	16	25	N/A	N/A	N/A	N/A	Stainless Steel	131.0611.212	£560
FMY 14 DRW BK 	Mythos														Black	131.0640.710	£580
Maris Pyrolytic Oven																	
FMA 97 P XS 	Maris	595x595x570mm	●			Push-Pull Knobs	LED Display	●	71	11	2	0	1level	A+	Stainless Steel	116.0606.100	£820
Maris																	
FMA 86 H X S 	Maris	595x595x570mm		●		Knobs	Digital Display	●	71	8	1	0	Optional Extra 1level	A+	Stainless Steel	116.0606.097	£695
Maris Combi Compact Microwave																	
FMA 45 MW XS 	Maris	595x560x455mm			●	Knobs	LED Display	●	40	7	3	0	N/A	N/A	Stainless Steel	131.0606.104	£1150
Mythos Coffee Machine																	
FMY 45 CM XS 	Mythos	595x456x412mm	N/A	N/A	N/A	Electronic Touch Control	Digital Display	N/A	N/A	N/A	N/A	N/A	N/A	N/A	Stainless Steel	131.0627.473	£2350
FMY 45 CM BK 	Mythos	595x456x412mm	N/A	N/A	N/A	Electronic Touch Control	Digital Display	N/A	N/A	N/A	N/A	N/A	N/A	N/A	Black	131.0682.091	£2378
Mythos Coffee Machine Accessory Drawer																	
FMY CMD XS 	Mythos	595x132x544mm	N/A	N/A	N/A	N/A	N/A	N/A	N/A	N/A	N/A	N/A	N/A	N/A	Stainless Steel	131.0691.007	£684
FMY CMD BK 	Mythos	595x132x544mm	N/A	N/A	N/A	N/A	N/A	N/A	N/A	N/A	N/A	N/A	N/A	N/A	Black	131.0694.163	£692
Mythos Wine Cooler																	
FMY 24 WCR XS UK 	Mythos	595x456x412mm	N/A	N/A	N/A	Electronic Touch Control	Digital Display	N/A	N/A	N/A	N/A	N/A	N/A	N/A	Stainless Steel	131.0690.765	£2300
Mythos Wine Cooler Accessory Drawer																	
FMY 14 WRCD XS 	Mythos	595x132x544mm	N/A	N/A	N/A	N/A	N/A	N/A	N/A	N/A	N/A	N/A	N/A	N/A	Stainless Steel	131.0691.007	£684

Appliance	Family	Type	Dimensions	Gas	Electric	Heating Zones	Dual Crown	Cast Iron Grilles	Integrated Electronic Ignition	Safety Valve	Controls	User Interface	Sliders	Functions	Cook Assist Functions	FlexPro Zone	Power Level	Child Lock	Finish	FUN Number	Price	
Mythos Hobs																						
FHCR 604 4G HE BK C 	Mythos	Gas on Glass	510x590mm	●		4		●	●	●										Black	106.0374.280	£650
FHCR 604 4G HE XA C 		Gas on Stainless Steel	513x593mm			4														Stainless Steel	106.0496.075	£1000
FHCR 905 4G TC HE BK C 	Mythos	Gas on Glass	510x880mm	●		5	●	●	●	●										Black	106.0374.288	£850
FHCR 905 4G HE XA C 		Gas on Stainless Steel	513x883mm			5															Stainless Steel	106.0496.077
Maris Hobs																						
FHMA 604 DC MB C 	Maris	Gas on Metal	510x590mm	●		4	●	●	●	●										Black	106.0670.112	£615
FHMA 755 4G DC MB C 			510x730mm			5															Black	106.0670.113
Mythos K-Link Matt Black Induction																						
FMY 805 I F KL MB 	Mythos	Electric Induction	510X770mm		●	5						direct touch	4	2			9+ Booster	●	Black	108.0733.617	£1899	
Mythos Masterpiece K-Link Induction																						
FMY 805 I F KL AN 	Mythos	Electric Induction	510x770mm		●	5						Direct touch with sliders	4	2			9+ Booster		Anthracite	108.0735.487	£1849	
FMY 805 I F KL CP 			510x770mm			5						Direct touch buttons							Copper	108.0735.485	£1849	
FMY 805 I F KL GD 			510x770mm			5						Text assisted white display							Gold	108.0735.486	£1849	
Mythos Induction																						
FMY 805 I F KL BK 	Mythos	Electric Induction	510x770mm		●	5	●					Direct touch with sliders	4	2			9+ Booster		Black	108.0704.932	£1710	
FMY 906 I Fp BK 	Mythos	Electric Induction	510x860mm		●	6	●					Text assisted white display	1	19	63	●	18+ Booster		Black	108.0675.431	£1485	
FMY 658 I Fp 			510x650mm		●	8	●					Text assisted white display	1	19	63	●	18+ Booster		Black	108.0613.587	£1215	
Maris Induction																						
FMA 654 I F KL BK 	Maris	Electric Induction	650x510mm		●	4						Direct touch	1	1			9+ Booster	●	Black	108.0704.935	£784	
FMA 804 I F BK 			770x510mm		●	4						Direct touch	4	4			18+ Booster		Black	108.0606.112	£610	

[www.franke.com](http://www.franke.com) 289





Franke UK Limited  
West Park, MIOC  
Styal Road  
Manchester  
M22 5WB  
Phone: +44 (0)161 436 6280  
Fax: +44 (0)161 436 2180  
[ks-info.gb@franke.com](mailto:ks-info.gb@franke.com)  
[franke.com](http://franke.com)

FUN: 994.0740.578  
MP/0325/10

