









# ELLIPSE

## GRANITE 25" SINGLE BOWL SINK Model ESXX25229-1

### TECHNICAL FEATURES

Overall Sink Size (OD)	25" x 22"
Bowl Size (ID)	21 <sup>7</sup> / <sub>8</sub> " x 16 <sup>7</sup> / <sub>8</sub> "
Bowl Depth (ID)	9"
Corner Radius	25mm
Minimum Cabinet Size	27"
Installation Type	Dual Mount
Weight	30 lbs
Warranty	Limited Lifetime

### AVAILABLE FINISHES

 Champagne ESCH25229-1-CA 114.0296.190	 Onyx ESOX25229-1-CA 114.0296.188
 Stone Grey ESSG25229-1-CA 114.0637.943	 Oyster ESOY25229-1-CA 114.0637.942
 Polar White ESPW25229-1-CA 114.0643.361	 Matte Black ESMB25229-1-CA 114.0699.569
 Mocha ESDB25229-1-CA 114.0296.189	 Slate Grey <b>NEW</b> ESSL25229-1-CA 114.0713.071

### INCLUDED ACCESSORIES

Strainer Chrome  
1145  
112.0055.508

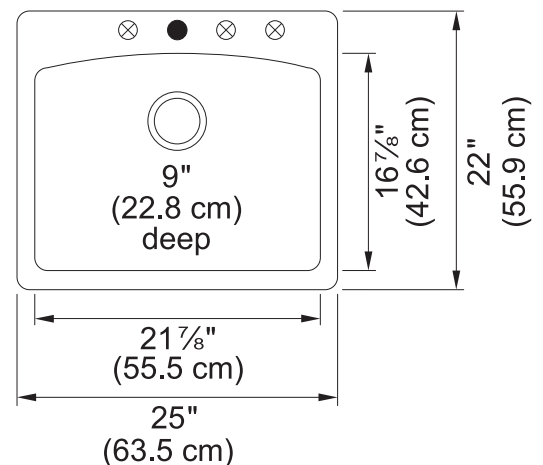
### OPTIONAL ACCESSORIES

Bottom Grid FBGG1914 112.0185.331	Accessory System AIUS100 112.0655.481	Accessory System AIUS200 112.0655.488
Accessory System AIUS300 112.0655.489	Colorline Strainer 900-XXX (xxx represents color)	Colorline Flange WD-900-XXX (xxx represents color)

Product Image



Dimensional Drawing



4 pre-scored holes for faucet and accessories

